



**Citizens Bond Oversight Committee
Quarterly Meeting
November 8, 2018
5:00 pm, Seguin High School**

WELCOME (5:00 – 5:05).....	Will Deakyne CBOC Chairperson
TOUR OF SEGUIN HIGH SCHOOL (5:05 – 6:00)	Kelly Horn, Executive Director of Plant Services Ray Borden, Seguin High School Principal
COMMITTEE INTRODUCTIONS (6:00 - 6:10).....	Will Deakyne
BOND PROGRAM PROGRESS REPORTS (6:10 – 6:45)	Cindy Powell, Chief Financial Officer Chad Branum, Assistant Superintendent of Technology Kelly Horn, Executive Director of Plant Services Dr. Christopher Anderson, Director of Fine Arts Tim Collins, Director of Transportation
CAPITAL NEEDS ASSESSMENT (6:45 – 7:20).....	Cindy Powell
OTHER BUSINESS (7:20 – 7:30).....	Will Deakyne



2014 Bond Program Update

November 8, 2018

Bond 2014 Package Areas

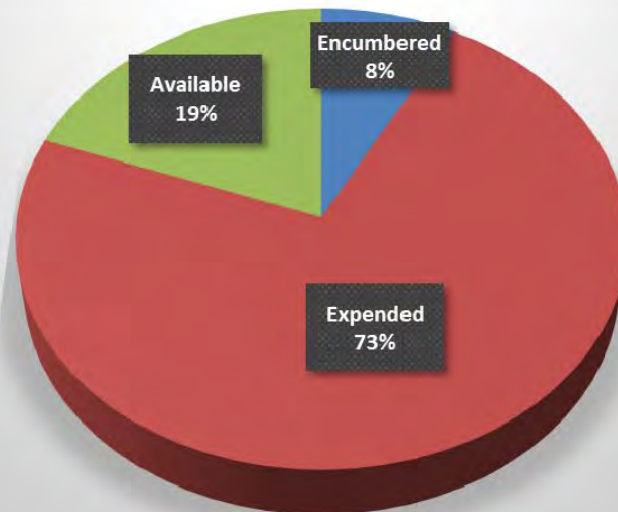
Facilities	\$552,388,327
Fine Arts	\$9,828,738
Safety, Security and Technology	\$82,633,000
Transportation	\$18,279,213
Total	\$663,129,278

Bond Program Financial Summary (Phases I - V)

	Budget	Encumbered	Expended	Available
Facilities	\$552,388,327	\$46,912,551	\$404,046,453	\$101,429,323
Fine Arts	\$9,828,738	\$998,178	\$6,616,495	\$2,214,065
Safety, Security & Technology	\$82,633,000	\$4,911,842	\$63,736,249	\$13,984,909
Transportation	<u>\$18,279,213</u>	<u>\$382,080</u>	<u>\$14,121,264</u>	<u>\$3,775,869</u>
Totals	\$663,129,278	\$53,204,652	\$488,520,461	\$121,404,165
Bond Issuance Costs				(\$4,814,320)
Interest, Additional Proceeds & Other Income				<u>\$14,434,681</u>
Total Available Funds				\$131,024,526

Note: Totals may not add due to rounding.

Bond Program Financial Summary (Phases I – V)



2014 Bond Program Update

- Total program expected to end in budget
- All projects, other than Fine Arts Center and Athletics Complex, expected to reach substantial completion by December 2019
- Fine Arts Center and Athletics Complex:
 - Construction is underway
 - 22-month construction project
 - Substantial completion: July 2020

2014 Bond Program Update



Fine Arts

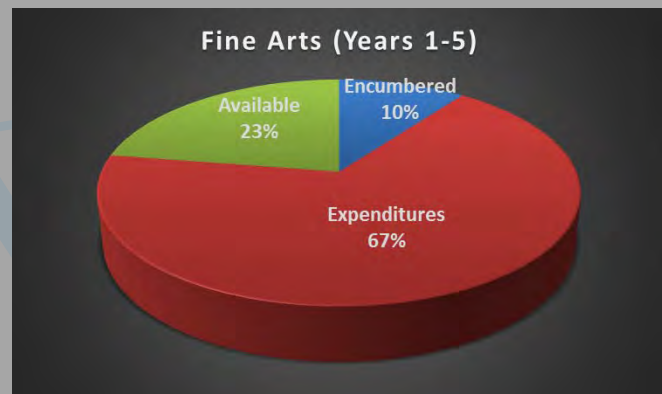
Fine Arts Capital Investments

- Instruments
- Uniforms
- Equipment

Fine Arts Budgets

Year 1	Year 2	Year 3	Year 4	Year 5	Total
\$1,863,723	\$1,823,520	\$1,938,363	\$2,117,949	\$2,085,183	\$9,828,738

Expended to Date:	\$6,616,495
Encumbered:	\$ 998,178
Available:	\$2,214,065





Fine Arts

YEAR FIVE FINE ARTS CAPITAL PURCHASES

- Instrument and equipment purchases
- Drill team uniform replacements for Lamar and Seguin

CURRENT PRIORITIES

- Instructional planning and professional development to prepare for 4th grade cohort at the Corey and Jones Academies of Fine Arts & Dual Language
- Assess needs for year 5 instrument and equipment orders
- Construction of Fine Arts Center
- Programming for junior high fine arts / dual language academy (planning for next bond program)

2014 Bond Program Update

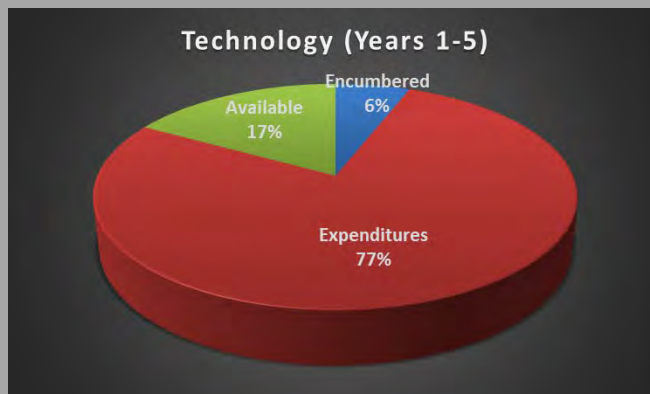


Safety, Security and Technology

Safety, Security & Technology Budgets

Year 1	Year 2	Year 3	Year 4	Year 5	Total
\$19,974,848	\$14,737,583	\$14,328,511	\$14,438,295	\$19,153,763	\$82,633,000

Expended to Date: \$63,736,249
 Encumbered: \$ 4,911,842
 Available: \$13,984,909



Security/Technology

SECURITY CAMERAS



- Locations Completed: 63
- Locations Remaining: 19
- Total New Cameras Installed to Date: 3,279



Security/Technology

INFRASTRUCTURE



- Network Infrastructure:
 - Year 5: 29 campuses scheduled
- PA Systems:
 - Year 4: 8 campuses completed
 - Year 5: 5 campuses scheduled
- IP Telephone Systems:
 - Year 4: 18 campuses completed
 - Year 5: 10 campuses scheduled

REPLACEMENT SCHEDULE

Ongoing in accordance with five-year replacement cycle
(Desktops, Laptops, Printers, Projectors, etc.)



Security/Technology

CLASSROOM TECHNOLOGY STANDARDS



- A/V Standard
 - Interactive Projectors Elementary
 - Non-Interactive Projectors Secondary
 - All schools complete except Speer Elem.
- Teacher Standard
 - Laptop w/ docking station
 - All schools complete
- Student Standard
 - Chromebook carts grades 3-12: Complete
(1 cart for every 2 classrooms)
 - iPad Carts Pre-K: Complete
 - iPad Carts grades K-2: Complete



Security/Technology

Other Technology Bond Projects



- Digital Signage
 - Campus needs assessment underway
 - Project scheduled for spring of 2018-19
- Construction project support
 - Technology installations & reinstallations
- Printer consolidation project
 - Year 4: 17 sites complete / 12 in process
 - Year 5: all remaining campuses



Security/Technology

TRANSFORMATION THROUGH INNOVATION (TI GRANT)

- Over \$5.2 million awarded for 283 grants since beginning of TI Grant Initiative
- 2018-19 TI Grants:
 - Allocation of bond funds: \$1 million
- Creation of model classrooms that provide engaging learning experiences for students
- Development of teacher mentors
- Build capacity at campuses
- Increased access for students

[TI Grant Website](#)

2014 Bond Program Update



Transportation

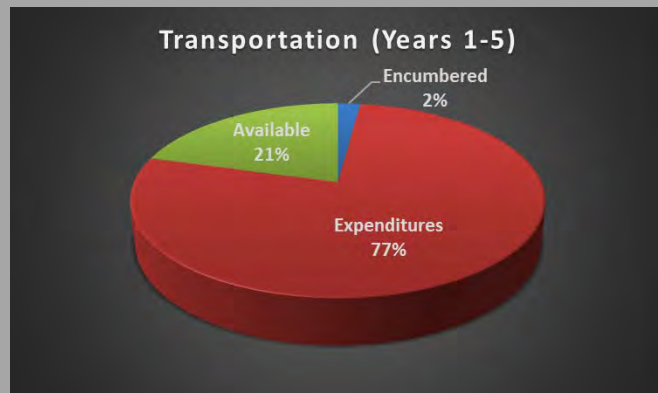
Arlington ISD
BOND 2014



Transportation

Year 1	Year 2	Year 3	Year 4	Year 5	Total
\$5,276,016	\$3,645,413	\$3,056,034	\$3,288,899	\$3,012,851	\$18,279,213

Expended to Date: \$14,121,264
 Encumbered: \$ 382,080
 Available: \$ 3,775,869





Transportation

SCHOOL BUSES

- 99 purchased/received to date:
 - Mix of propane and diesel
 - 61 Regular Ed buses
 - 38 Special Ed buses
- Year 5 purchases:
 - 7 Regular Ed buses
 - 8 Special Ed buses



Transportation

WHITE FLEET



- Years 1-3: 100 vehicles purchased
 - 80 replacements
 - 20 additional vehicles
- Year 4: 25 replacements ordered
 - 15 received
 - 10 expected to be received by mid-December
- Year 5: 25 replacements will be ordered

2014 Bond Program Update



Facilities

ArlingtonISD
BOND 2014

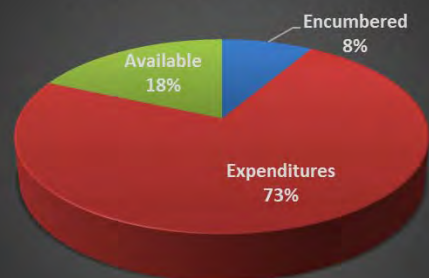


Facilities

Year 1	Year 2	Year 3	Year 4	Year 5	Total
\$149,205,413	\$213,048,484	\$106,715,092	\$71,748,857	\$11,670,481	\$552,388,327

Expended to Date: \$404,046,453
 Encumbered: \$ 46,912,551
 Available: \$101,429,323

Facilities (Phases I - V)



Active Projects– by Phase

(Bond Phases I – V)

Phase	Number Of Projects
Design	12
Bid	9
Construction	48
Closeout	23
Total Projects	92



Facilities

PHASE I PROJECTS

Closeout		Closed	
Arlington High School MAC	Sam Houston High School MAC	Boles Jr High Special Ed	Ousley Junior High Building/Track
Bowie High School MAC	Seguin High School MAC	Corey Academy	Workman JH/Expanded Cafeteria (2)
Dipert Career/Tech Center		Ferguson Education Center	
Lamar High School MAC		Hutcheson JH Demolition	
McNutt Elementary		Jones Academy	
Martin High School MAC		Lamar baseball field bleachers and lighting	
Peach Elementary		Mac Bernd Professional PDC	



Facilities

PHASE II PROJECTS

Construction	Closeout		Closed		
Arlington High	Bebensee	Moore	Ag Sci Center	Crow*	Remyanse*
Morton	Duff	Nichols	Anderson*	Ditto*	Thornton
Sam Houston	Ellis	Sherrod	Ashworth*	Farrell	West*
South Davis	Fitzgerald	Turning Pt	Beckham*	Hale*	
Starrett	Foster	Williams	Blanton*	Knox	
Wood	Little		Bryant*	Kookan*	
	Martin		Burgin*	Larson*	
	Miller		Crouch	Pearcy*	

*STEM labs, strings room, security vestibule



Facilities – renovations



Sam Houston High School - auditorium, band renovations




Facilities – renovations and deficiency upgrades



Arlington High School



Facilities – renovations and deficiency upgrades



Arlington High School



Facilities – STEM labs, strings rooms, security vestibules and deficiency upgrades



Wood – moving utility line to make way for library addition



Starrett – music room



Facilities

PHASE III PROJECTS

Construction			Closeout	Closed
Amos	Jr. High Tracks (9)	Webb	Dunn	LHS Culinary
Atherton	Key	Wimbish		
Berry	Pope			
Butler	Rankin			
Fine Arts Center	Roark			
Goodman (2)	Seguin			
Gunn	Short			
Hill	Speer			
Johns (3)	Swift			



Facilities – *junior high tracks and fields*





Facilities – *junior high tracks and fields*



Workman Junior High



Facilities – *STEM addition, strings, security vestibule, deficiency upgrades*



Berry Elementary



Facilities – *STEM labs, strings rooms, security vestibules and deficiency upgrades*



Dunn – STEM labs



Butler – strings room



Facilities – *STEM labs, strings rooms, security vestibules and deficiency upgrades*



Speer – renovated reception



Webb – new carpet



Facilities

PHASE IV PROJECTS

Construction		Bid
Ashworth	Carter	4900 W. Arkansas (new Early College High School)
Athletics Complex	Crow	
Bailey	Kooken	
Blanton	Lamar	
Boles	Larson	
Bowie		



Facilities – new construction



AISD Fine Arts Center and Athletics Complex



Facilities – new construction



Facilities

PHASE V PROJECTS

Bid		Design	
Anderson	Shackelford	5618 W. Arkansas (formerly TPHS)	Food Service Warehouses
Barnett	West	Annexes I - IV	Hilldale Center
Bryant		Auxiliary Personnel	Pearcy
Burgin		Beckham	Service Center
Hale		Counts Admin. Building	Transportation
Remyne		Ditto	Young

HUB Participation

Project Description	Budget	Tier II HUB Participation Commitment %	Tier II HUB Participation Amount	Expenses Thru 10/18	Tier II HUB Participation Achieved % Thru 10/18	Tier II HUB Participation Amount Thru 10/18
TOTALS	\$ 558,377,628	23.79%	\$ 132,822,173	\$ 398,427,443	19.33%	\$ 76,997,806

Note: Totals above are excerpted from the 10/31/18 HUB report.

HUB Consultant:

Contract was awarded to ACARI Management Group for HUB consulting services

Contracts Awarded Since Aug. 8th CBOC Meeting

Project	Contractor	Budget	CSP	Over/(Under) Budget
Bowie/Ashworth Renovations	Adolfson & Peterson	\$9,658,162	\$8,225,500	(\$1,432,662)
Boles Renovations	Imperial	\$1,376,183	\$2,062,985	\$686,802
Bailey/Kookan Renovations	Imperial	\$4,323,000	\$4,857,100	\$534,100
Lamar/Larson Renovations	Imperial	\$12,463,668	\$10,988,535	(\$1,475,133)
Fine Arts Center/Athletics Complex *	Adolfson & Peterson	\$83,914,360	\$83,174,000	(\$740,360)
Carter/Blanton/Crow Renovations	Reeder	\$9,212,364	\$8,300,000	(\$912,364)

**Note that AISD supplemented the budget by \$35.3 million from sources outside the bond program.*

Change Orders Approved Since Aug. 8th CBOC Meeting

Project	Description	CO Amount
Pope/Speer/Webb/Wimbish	Roof repairs at Webb	\$329,848
Arlington High/Morton/S. Davis	<ul style="list-style-type: none"> Reconstruction of structural support system for windows on front façade new structural support system & storefront aluminum cladding on canopy of main and secondary entrances 	\$276,884

Contractor Symposium

- October 24th
- Promoting Phase V projects
- Approximately 100 contractors and subcontractors attended
- Acari Management Group assisted with outreach

Capital Needs Assessment

Capital Priorities to Support our Mission

- Capacity for projected enrollment
- Learning spaces to support instructional programming
- Protect investment in existing facilities
- Current technology
- Increase access to programs
- Excellence for all students



2014 Bond Program Highlights

- Two elementary schools
- Two elementary fine arts / dual language academies
- Dipert Career+Technical Center
- Ag Science Center
- Multi-Purpose Activity Centers (one at each high school)
- Jr. High track and football field improvements
- Special education spaces
- Fine Arts Center
- Athletics Complex
- Two STEM labs, acoustically-appropriate strings room, and security vestibule for each elementary
- Fine arts and career/tech improvements at high schools
- Condition improvements
- Technology access and upgrades / security enhancements
- Fine arts instruments, uniforms and equipment
- Buses & white fleet vehicles

Capital Needs for the Future

Capital Needs Assessment

- Comprehensive assessment aligned to program priorities
- Prioritize and master plan identified needs for years 2020-2025



Assessment Findings

- Capacity/Utilization
 - Schools can accommodate 10-year enrollment projections
 - Capacity exists for additional special programs
- Early childhood education
- Innovative programs
 - Academies including STEM, World Language, Leadership, FLES, fine arts, etc.
 - Career and technical offerings
- Full continuum of services for students with special needs

Assessment Findings (cont.)

- Athletics
- Fine Arts
- Facility Condition
- Technology
- Access

Facilities

Facility Considerations

- Safety and security
- Instructional programming
- Age/condition
- ADA accessibility
- Educational adequacy
- Operational efficiencies
- Exterior enhancements (pavement, drainage and landscape improvements, fences, canopies, marquees, flag poles, etc.)



Facilities Assessment

- Comprehensive assessment
- Identified needs will be prioritized in a facility master plan that will guide bond planning for the next 5-15 years



Facility Assessment Findings

- Potential new construction
 - Replacement of one junior high school nearing end of useful life
 - Replacement of two elementary schools nearing end of useful life
 - Four early childhood centers
 - Ag Science Center Phase II
 - Service Center replacement
- Property acquisition

Facility Assessment Findings

- Improvements – all schools
 - High security key system
 - Energy management controls improvements (HVAC, lighting and irrigation, freezer/cooler monitoring, etc.)
 - Special education renovations and additions
 - Restroom renovations and additions
 - Kitchen renovations and additions
 - Accessibility (stages, ramps, sidewalks, doors, restrooms, etc.)
 - Paving renovations and additions
 - Exterior improvements
 - Flooring renovations
 - Lighting improvements (interior and exterior)
 - Painting

Facility Assessment Findings

- Elementary campuses
 - K-Pod replacements
 - Gymnasium replacements/safe shelters
 - Playground enhancements/additions
 - Access, surface, equipment, adapted equipment, shade structures
 - Educational adequacy
 - Classrooms, libraries, clinics, etc.

Facility Assessment Findings

- Secondary campuses
 - Junior high fine arts/dual language academy
 - High school fine arts/dual language academy
 - Junior high STEM labs
 - Auditorium finishes
 - Fine arts additions
 - Instrument storage
 - Career and technical renovations and additions
 - High school athletic facility and field improvements
 - Athletic locker replacements
 - Junior high athletic field improvements



Facilities

Preliminary Cost Estimates

	Est. Cost
New Facilities	\$253,486,549
Property Acquisition	\$13,000,000
Condition & Life Cycle Improvements	\$820,284,865
Total	\$1,086,771,414

Note: Estimates above represent a comprehensive assessment.
Improvements will be phased over 5-15 years, over several bond packages.

Safety, Security and Technology

Safety, Security and Technology Considerations

- Infrastructure
- Replacement schedule
- District standards
- Specialized programs and partnerships
- TECH FORWARD grants

Safety, Security and Technology Infrastructure

- Security camera, storage and cabling enhancements
- Data, voice and wireless equipment
- Expansion/relocation of disaster recovery solution
- Radio communications upgrades
- Computer closet life cycle management
- Network equipment for new facilities
- Network security monitoring upgrades
- Student badging unification



Safety, Security and Technology Replacement Schedule

- Five (5) year replacement schedule – network infrastructure
- Five (5) year replacement schedule – district/teacher/student devices
- PA system upgrades
- IP phones/wireless handsets
- Printers/copiers*
- Classroom A/V systems*

**As Necessary*



Safety, Security and Technology District Standards

- Telecommunication equipment (IP phones, wireless handsets, etc.)
- Centralized printing/copier
- Elementary and secondary classroom
- Elementary and secondary libraries
- Special program needs for campuses (music, art, SPED, etc.)
- Non-teaching administrator/support staff needs
- Secondary calculator program
- Implementation of classroom standards for Adams Elementary

Safety, Security and Technology Specialized Programs and Partnerships

- STEM Academy
- Arlington Collegiate High School
- Arlington College and Career High School
- Other as appropriate for learning needs

Safety, Security and Technology TECH FORWARD Grants

- Pathways
 - Innovative Learning Experiences
 - Innovative technology integration
 - Individualized professional learning support
 - Targeted 1:1
 - Integrated with Active Learning Cycle process (phased approach)
 - Differentiated professional learning from tech integration specialists and/or vendors (minimum once per week)
- Rigorous application process to determine readiness and selection

Safety, Security and Technology

Fiscal Years 2020-2025

	Estimated Cost
Infrastructure	\$42,540,000
Replacement Schedule	\$39,600,000
District Standards	\$3,550,000
Creative Programs & Partnerships	\$1,425,000
TECH FORWARD Grants	\$10,000,000
Total	\$97,115,000

Fine Arts

Fine Arts Considerations

- Uniform replacement schedules
 - Marching band: 8-year cycle + fill-ins
 - Drill team: 5-year cycle + fill-ins
 - High school and junior high concert: 8-year cycle
- Access
 - Instrument recommendations (based on current inventory, economically disadvantaged students, artist-level instruments for top groups, etc.)
- Appropriate instrument storage

Fine Arts Considerations

- Visual arts
 - Vertical alignment of equipment
 - Equipment and work surface standards
- Fine arts/dual language academies
 - Existing elementary academy programs
 - New junior high academy
 - New high school academy
- Fine Arts Center – including needs for delivery of instruction
- Traditional elementary campuses – cafeteria stage equipment, sound, lighting and classroom instruments
- Piano viability needs on all campuses

Fine Arts

Fiscal Years 2020-2025

	Estimated Cost
Band and orchestra artist-level instruments	\$ 1,705,595.26
Elementary music instruments/risers	\$ 685,914.00
Theater equipment – all junior highs and high school small theatres and black boxes	\$ 1,320,000.00
Visual arts equipment and work surfaces	\$ 547,429.97
Piano replacement for junior high and high school	\$ 685,313.00
Marching band uniforms	\$ 834,000.00
Drill team uniforms	\$ 144,000.00
High school and junior high concert uniforms	\$ 895,500.00
Choir risers/equipment – junior high and high school	\$ 138,000.00
Total Preliminary Estimated Cost	\$ 6,955,752.23

Transportation

Bus Fleet Considerations

- Useful life of buses: 12 years
- Replacement considerations
 - Age
 - Mileage
 - Condition
- Program needs
 - Access for new programs
 - Efficiencies offered by activity buses



Transportation Needs

Fiscal Years 2020-2025

Vehicle Category	Replace	Add	Category Total	Estimated Cost
Regular Ed Buses	35	16	51	\$5,664,691
Special Ed Buses	20	6	26	\$3,319,371
Activity Buses	0	20	20	\$1,198,525
White Fleet Vehicles	62	30	92	\$3,502,695
Totals	117	72	189	\$13,685,282

Capital Needs Assessment Summary

Preliminary Cost Estimates

(before final assessment & prioritization of needs)

Category	Assessment (as of 10/1/18)
Facilities	\$1,086,771,414
Fine Arts	\$6,955,752
Safety, Security and Technology	\$97,115,000
Transportation	\$13,685,282
Total	\$1,204,527,448

Note: Identified facility needs will be phased over 5-15 years, over several bond packages. The remaining identified needs are specific to the period 2020-2025.

Capital Needs Steering Committee

- A Capital Needs Steering Committee will be formed
 - Study assessment
 - Take community input
 - Recommend prioritized capital needs to Board
- Application is available on AISD website through Nov. 16th
- Committee work: January – June 2019

General Operating Budget

TRE and Bond

- Existing bond payments will decrease over next five years
- Property values are expected to grow over the next five years
- Opportunity for a bond package and a TRE with a limited tax rate increase:
 - Decrease in interest and sinking tax rate will offset an increase in the maintenance and operations tax rate



Questions

Bond Program Financial Report

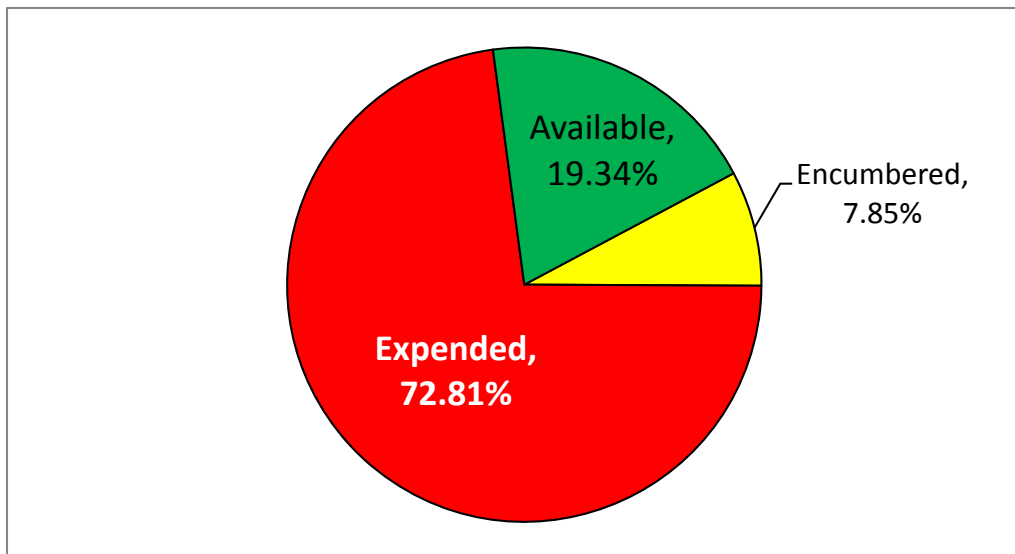


Arlington Independent School District
Bond Fund - Phase 1 through 5 Projects (All Projects)
For the Period Ending October 31, 2018 (as of November 2, 2018)

Funds available from:

Net proceeds from sale of bonds	\$ 668,047,133.40
Interest through 9/30/18	9,314,748.68
Career Tech Auto Tech Agreement with Moritz	202,077.00
Total Funds	<u>\$ 677,563,959.08</u>

Total Funds	\$ 677,563,959.08
Encumbered	(53,204,651.64)
Expended	<u>(493,334,781.59)</u>
Available Funds	<u><u>131,024,525.85</u></u>



Arlington Independent School District
2014 Bond Project Status Report - Phase 1 through 5 Projects
For the Period Ending October 31, 2018 (as of November 2, 2018)

<u>Project Description</u>	<u>Total Budget</u>	<u>Encumbrance</u>	<u>Expenditures</u>	<u>Balance</u>
New Elementary School - Peach	24,000,000.00	150,095.58	25,349,141.42	(1,499,237.00)
New Elementary School - McNutt	24,000,000.00	45,244.00	24,994,371.79	(1,039,615.79)
Multi-purpose Activity Centers	60,000,000.00	1,632,637.13	65,700,534.36	(7,333,171.49)
New Career and Technical Center	46,253,500.00	413,806.73	49,666,188.93	(3,826,495.66)
Fine Arts Center/Land	34,500,000.00	17,000.00	2,450,116.47	32,032,883.53
Athletic Complex/Land	27,500,000.00	1,513,153.41	1,721,917.26	24,264,929.33
Special Ed Alt Curriculum Centers	6,500,000.00	148,370.45	4,414,226.57	1,937,402.98
Agricultural Science Facility	2,500,000.00	32,811.80	6,581,831.58	(4,114,643.38)
Workman Additions	11,872,405.00	-	13,694,755.75	(1,822,350.75)
Condition deficiencies/Life cycle replacements	315,262,422.00	42,959,432.21	209,473,369.06	62,829,620.73
 Fine Arts	 9,828,738.00	 998,178.32	 6,616,494.56	 2,214,065.12
Technology	82,633,000.00	4,911,842.46	63,736,248.92	13,984,908.62
Transportation	18,279,213.00	382,079.55	14,121,264.46	3,775,868.99
Contingency for Project Acceleration	-	-	-	-
 Total Phase 1-5	 <u>\$ 663,129,278.00</u>	 <u>\$ 53,204,651.64</u>	 <u>\$ 488,520,461.13</u>	 <u>\$ 121,404,165.23</u>
 Bond Issuance Costs				(4,814,320.46)
Interest and Additional Proceeds				14,232,604.08
Other Income				202,077.00
Total Available Funds				<u>\$ 131,024,525.85</u>

Arlington Independent School District
2014 Bond Project Status Report - Phase 1 through 5 Projects
For the Period Ending October 31, 2018 (as of November 2, 2018)

<u>School Name</u>	<u>Project Description</u>	<u>Total Budget</u>	<u>Encumbrance</u>	<u>Expenditures</u>	<u>Balance</u>
Administration Building	Condition deficiencies/Life cycle replacements and Repurpose for Fine Arts/Dual Language Academy	\$ 509,048.00	\$ -	\$ 217,225.65	\$ 291,822.35
Agricultural Science Facility	Agricultural Science Facility	2,500,000.00	32,811.80	6,581,831.58	(4,114,643.38)
Amos ES	Condition deficiencies/Life cycle replacements and Repurpose for Fine Arts/Dual Language Academy	2,040,568.00	142,136.22	1,614,948.10	283,483.68
Anderson ES	Condition deficiencies/Life cycle replacements and Repurpose for Fine Arts/Dual Language Academy	1,103,313.00	63,045.81	520,195.69	520,071.50
Annex I	Condition deficiencies/Life cycle replacements and Repurpose for Fine Arts/Dual Language Academy	418,798.00	-	-	418,798.00
Annex II	Condition deficiencies/Life cycle replacements and Repurpose for Fine Arts/Dual Language Academy	691,840.00	-	-	691,840.00
Annex III	Condition deficiencies/Life cycle replacements and Repurpose for Fine Arts/Dual Language Academy	394,821.00	-	1,685.00	393,136.00
Annex IV	Condition deficiencies/Life cycle replacements and Repurpose for Fine Arts/Dual Language Academy	505,031.00	-	-	505,031.00
Arlington HS	Condition deficiencies/Life cycle replacements and Repurpose for Fine Arts/Dual Language Academy	11,884,220.00	5,875,459.79	5,986,437.54	22,322.67
Arlington HS	Multi-purpose Activity Center	10,000,000.00	27,175.52	10,819,301.60	(846,477.12)
Ashworth ES	Condition deficiencies/Life cycle replacements and Repurpose for Fine Arts/Dual Language Academy	2,606,008.00	43,995.86	648,675.54	1,913,336.60
Atherton ES	Condition deficiencies/Life cycle replacements and Repurpose for Fine Arts/Dual Language Academy	4,219,440.00	222,031.01	3,380,840.65	616,568.34
Athletic Complex	Athletic Complex	25,000,000.00	1,513,153.41	1,721,917.26	21,764,929.33
Athletic Complex	Land	2,500,000.00	-	-	2,500,000.00
Auxiliary Personnel	Condition deficiencies/Life cycle replacements and Repurpose for Fine Arts/Dual Language Academy	182,568.00	-	-	182,568.00
Bailey JH	Condition deficiencies/Life cycle replacements and Repurpose for Fine Arts/Dual Language Academy	4,012,369.00	2,465,206.50	1,172,414.30	374,748.20
Barnett JH	Condition deficiencies/Life cycle replacements and Repurpose for Fine Arts/Dual Language Academy	3,377,193.00	177,309.88	972,288.50	2,227,594.62
Bebensee ES	Condition deficiencies/Life cycle replacements and Repurpose for Fine Arts/Dual Language Academy	5,422,450.00	27,740.86	3,482,408.66	1,912,300.48
Beckham ES	Condition deficiencies/Life cycle replacements and Repurpose for Fine Arts/Dual Language Academy	961,067.00	22,924.91	540,340.21	397,801.88
Berry ES	Condition deficiencies/Life cycle replacements and Repurpose for Fine Arts/Dual Language Academy	4,045,450.00	287,990.06	4,243,852.90	(486,392.96)
Blanton ES	Condition deficiencies/Life cycle replacements and Repurpose for Fine Arts/Dual Language Academy	3,889,823.00	92,857.57	851,425.77	2,945,539.66
Boles JH	Condition deficiencies/Life cycle replacements and Repurpose for Fine Arts/Dual Language Academy	2,580,186.00	2,181,162.01	1,015,400.67	(616,376.68)
Boles JH	Special Ed Alt Curriculum Center	6,500,000.00	148,370.45	4,395,037.94	1,956,591.61
Bowie HS	Condition deficiencies/Life cycle replacements and Repurpose for Fine Arts/Dual Language Academy	10,490,767.00	150,122.85	1,020,314.53	9,320,329.62
Bowie HS	Multi-purpose Activity Center	10,000,000.00	78,398.48	11,049,779.49	(1,128,177.97)
Bryant ES	Condition deficiencies/Life cycle replacements and Repurpose for Fine Arts/Dual Language Academy	2,774,728.00	111,392.28	756,904.04	1,906,431.68
Burgin ES	Condition deficiencies/Life cycle replacements and Repurpose for Fine Arts/Dual Language Academy	1,778,363.00	101,516.97	492,648.19	1,184,197.84
Butler ES	Condition deficiencies/Life cycle replacements and Repurpose for Fine Arts/Dual Language Academy	2,398,415.00	428,258.45	2,862,611.18	(892,454.63)
Career & Technical Center	New Career and Technical Center	46,253,500.00	413,806.73	49,666,188.93	(3,826,495.66)
Carter JH	Condition deficiencies/Life cycle replacements and Repurpose for Fine Arts/Dual Language Academy	6,219,503.00	221,226.63	1,528,196.79	4,470,079.58
Corey ES	Condition deficiencies/Life cycle replacements and Repurpose for Fine Arts/Dual Language Academy	8,974,917.00	22,923.44	9,136,469.54	(184,475.98)
Crouch ES	Condition deficiencies/Life cycle replacements and Repurpose for Fine Arts/Dual Language Academy	3,490,621.00	33,286.47	2,116,563.20	1,340,771.33

Arlington Independent School District
2014 Bond Project Status Report - Phase 1 through 5 Projects
For the Period Ending October 31, 2018 (as of November 2, 2018)

<u>School Name</u>	<u>Project Description</u>	<u>Total Budget</u>	<u>Encumbrance</u>	<u>Expenditures</u>	<u>Balance</u>
Crow ES	Condition deficiencies/Life cy	2,198,004.00	93,556.22	3,726,946.24	(1,622,498.46)
Ditto ES	Condition deficiencies/Life cy	2,508,497.00	132,534.38	974,336.15	1,401,626.47
Duff ES	Condition deficiencies/Life cy	2,967,033.00	81,512.35	4,844,033.90	(1,958,513.25)
Dunn ES	Condition deficiencies/Life cy	3,093,955.00	36,077.99	3,272,452.44	(214,575.43)
Ellis ES	Condition deficiencies/Life cy	2,356,903.00	267,816.34	5,087,904.70	(2,998,818.04)
Farrell ES	Condition deficiencies/Life cy	2,723,306.00	10,911.52	2,269,470.74	442,923.74
Ferguson JH	Condition deficiencies/Life cy	2,722,889.00	-	1,263,686.13	1,459,202.87
Fine Arts Center	Fine Arts Center	32,000,000.00	17,000.00	2,450,116.47	29,532,883.53
Fine Arts Center	Land	2,500,000.00	-	-	2,500,000.00
Fitzgerald ES	Condition deficiencies/Life cy	5,260,818.00	40,054.21	3,668,435.19	1,552,328.60
Food Lion	Condition deficiencies/Life cy	734,595.00	-	-	734,595.00
Food Svc Whse (Grn O)	Condition deficiencies/Life cy	409,539.00	4,100.00	789.07	404,649.93
Food Svc Whse (Arkan)	Condition deficiencies/Life cy	1,912,230.00	-	-	1,912,230.00
Foster ES	Condition deficiencies/Life cy	4,807,179.00	72,396.14	4,680,905.54	53,877.32
Goodman ES	Condition deficiencies/Life cy	3,407,763.00	676,212.27	2,434,749.26	296,801.47
Gunn JH	Condition deficiencies/Life cy	5,071,115.00	459,862.88	3,195,466.06	1,415,786.06
Hale ES	Condition deficiencies/Life cy	2,050,103.00	115,360.50	512,688.44	1,422,054.06
Hill ES	Condition deficiencies/Life cy	2,368,503.00	176,142.47	2,007,933.82	184,426.71
Hilldale Center	Condition deficiencies/Life cy	310,274.00	4,100.00	-	306,174.00
Johns ES	Condition deficiencies/Life cy	2,897,843.00	569,731.04	2,836,823.80	(508,711.84)
Jones Academy	Condition deficiencies/Life cycle replacements and Repurpose for Fine Arts/Dual Language Academy	11,078,413.00	89,702.23	12,101,031.76	(1,112,320.99)
Key ES	Condition deficiencies/Life cy	2,779,424.00	264,826.92	2,936,227.92	(421,630.84)
Knox ES	Condition deficiencies/Life cy	5,772,537.00	37,281.12	3,868,518.19	1,866,737.69
Kookan Ed Ctr	Condition deficiencies/Life cy	2,506,102.00	2,595,996.35	517,858.97	(607,753.32)
Lamar HS	Baseball field improvement	463,881.00	-	484,080.65	(20,199.65)
Lamar HS	Condition deficiencies/Life cy	14,896,409.00	9,614,755.76	1,372,642.10	3,909,011.14
Lamar HS	Multi-purpose Activity Cente	10,000,000.00	235,252.58	11,548,669.99	(1,783,922.57)
Larson ES	Condition deficiencies/Life cy	2,580,618.00	1,653,869.13	873,763.81	52,985.06
Little ES	Condition deficiencies/Life cy	2,539,179.00	86,608.46	2,122,828.93	329,741.61
Maintenance Service C	Condition deficiencies/Life cy	1,959,037.00	-	-	1,959,037.00
Martin HS	Condition deficiencies/Life cy	17,256,164.00	213,489.48	13,150,294.55	3,892,379.97
Martin HS	Multi-purpose Activity Cente	10,000,000.00	68,083.11	10,922,100.24	(990,183.35)

Arlington Independent School District
2014 Bond Project Status Report - Phase 1 through 5 Projects
For the Period Ending October 31, 2018 (as of November 2, 2018)

<u>School Name</u>	<u>Project Description</u>	<u>Total Budget</u>	<u>Encumbrance</u>	<u>Expenditures</u>	<u>Balance</u>
McNutt Elementary	New Elementary School	24,000,000.00	45,244.00	24,994,371.79	(1,039,615.79)
Miller ES	Condition deficiencies/Life cy	3,593,599.00	106,092.64	4,609,913.46	(1,122,407.10)
Moore ES	Condition deficiencies/Life cy	2,980,321.00	285,460.03	2,718,756.21	(23,895.24)
Morton ES	Condition deficiencies/Life cy	5,130,853.00	872,245.32	2,919,347.82	1,339,259.86
Nichols JH	Condition deficiencies/Life cy	6,552,586.00	207,963.60	4,886,346.00	1,458,276.40
Ousley JH	Condition deficiencies/Life cy	4,537,226.00	-	4,121,272.31	415,953.69
Peach Elementary	New Elementary School	24,000,000.00	150,095.58	25,349,141.42	(1,499,237.00)
Pearcy ES	Condition deficiencies/Life cy	1,059,412.00	28,487.44	567,009.11	463,915.45
Pope ES	Condition deficiencies/Life cy	2,602,688.00	192,810.95	2,931,472.31	(521,595.26)
Prof Dev Center	Condition deficiencies/Life cy	742,220.00	-	822,493.12	(80,273.12)
Rankin ES	Condition deficiencies/Life cy	3,507,229.00	245,790.34	2,436,809.45	824,629.21
Remyse ES	Condition deficiencies/Life cy	1,523,346.00	67,239.71	507,134.61	948,971.68
Roark ES	Condition deficiencies/Life cy	3,226,361.00	220,230.11	2,676,875.45	329,255.44
Sam Houston HS	Condition deficiencies/Life cy	14,350,967.00	2,185,122.82	8,761,568.40	3,404,275.78
Sam Houston HS	Multi-purpose Activity Cente	10,000,000.00	890,189.10	11,000,151.85	(1,890,340.95)
Seguin HS	Condition deficiencies/Life cy	12,448,666.00	1,832,800.05	8,844,079.38	1,771,786.57
Seguin HS	Multi-purpose Activity Cente	10,000,000.00	333,538.34	10,360,531.19	(694,069.53)
Shackelford JH	Condition deficiencies/Life cy	2,553,279.00	101,567.59	1,381,656.96	1,070,054.45
Sherrod ES	Condition deficiencies/Life cy	4,954,358.00	851,033.28	4,905,464.70	(802,139.98)
Short ES	Condition deficiencies/Life cy	3,229,818.00	77,880.80	2,925,222.84	226,714.36
South Davis ES	Condition deficiencies/Life cy	4,700,130.00	801,865.68	3,247,812.84	650,451.48
Speer ES	Condition deficiencies/Life cy	2,970,716.00	268,285.01	2,596,127.71	106,303.28
Starrett ES	Condition deficiencies/Life cy	2,727,587.00	172,892.81	1,571,962.90	982,731.29
Swift ES	Condition deficiencies/Life cy	2,678,199.00	163,980.69	2,379,303.11	134,915.20
Thornton ES	Condition deficiencies/Life cy	5,131,031.00	17,862.01	3,912,525.00	1,200,643.99
Transportation	Condition deficiencies/Life cy	1,274,648.00	-	-	1,274,648.00
Turning Point HS	Condition deficiencies/Life cy	1,196,537.00	66,974.83	11,819.17	1,117,743.00
Turning Point JH (Sec S	Condition deficiencies/Life cy	2,276,602.00	62,408.71	1,430,649.76	783,543.53
Venture HS	Condition deficiencies/Life cy	1,429,141.00	76,914.31	30,096.46	1,322,130.23
Webb ES	Condition deficiencies/Life cy	9,030,714.00	532,299.15	7,254,227.00	1,244,187.85
West ES	Condition deficiencies/Life cy	1,994,790.00	76,378.19	564,851.99	1,353,559.82
Williams ES	Condition deficiencies/Life cy	2,582,718.00	38,086.82	2,591,374.47	(46,743.29)
Wimbish ES	Condition deficiencies/Life cy	4,913,058.00	347,419.43	5,376,275.96	(810,637.39)
Wood ES	Condition deficiencies/Life cy	2,330,921.00	2,992,428.68	995,845.04	(1,657,352.72)

Arlington Independent School District
2014 Bond Project Status Report - Phase 1 through 5 Projects
For the Period Ending October 31, 2018 (as of November 2, 2018)

<u>School Name</u>	<u>Project Description</u>	<u>Total Budget</u>	<u>Encumbrance</u>	<u>Expenditures</u>	<u>Balance</u>
Workman JH	Condition deficiencies/Life cycle replacements/ Classroom Addition/Softball Complex	11,872,405.00	-	13,694,755.75	(1,822,350.75)
Young JH	Condition deficiencies/Life cy	2,428,881.00	99,425.88	748,549.14	1,580,905.98
Fine Arts		9,828,738.00	998,178.32	6,616,494.56	2,214,065.12
Technology		82,633,000.00	4,911,842.46	63,736,248.92	13,984,908.62
Transportation		18,279,213.00	382,079.55	14,121,264.46	3,775,868.99
Contingency for Project Acceleration		-	-	-	-
Total Phase 1-5		<u>\$ 663,129,278.00</u>	<u>\$ 53,204,651.64</u>	<u>\$ 488,520,461.13</u>	<u>\$ 121,404,165.23</u>
Bond Issuance Costs					(4,814,320.46)
Interest and Additional Proceeds					14,232,604.08
Other Income					<u>202,077.00</u>
Total Available Funds					<u>\$ 131,024,525.85</u>
Estimated Complete on October 31, 2018					

HUB PARTICIPATION REPORT



2014 Bond Program HUB Expenditure Summary

Phase / Bid Package	Firms	Project Description	Budget	Tier II HUB Participation Commitment %	Tier II HUB Participation Amount	Expenses Thru 10/18	Tier II HUB Participation Achieved % Thru 10/18	Tier II HUB Participation Amount Thru 10/18
PH1-BP1	Harrison Kornberg (HUB Firm)	Ferguson Education Center	\$ 108,509	52.30%	\$ 56,750	\$ 108,508	85.36%	\$ 92,619
PH1-BP1	Pogue Construction	Ferguson Education Center	\$ 1,142,066	20.00%	\$ 228,413	\$ 1,142,066	7.47%	\$ 85,337
PH1-BP2	Harrison Kornberg (HUB Firm)	Ousley Junior High School	\$ 420,204	42.90%	\$ 180,268	\$ 343,643	57.09%	\$ 196,169
PH1-BP2	Pogue Construction	Ousley Junior High School	\$ 4,012,350	20.00%	\$ 802,470	\$ 3,757,632	1.68%	\$ 63,313
PH1-BP3	Brown Reynolds Watford	Workman Junior High School	\$ 1,019,290	23.49%	\$ 239,431	\$ 966,428	30.48%	\$ 294,561
PH1-BP3	Pogue Construction	Workman Junior High School	\$ 12,231,679	20.00%	\$ 2,446,336	\$ 11,521,674	12.16%	\$ 1,401,092
PH1-BP4	Stantec	Jones Fine Arts and Dual Language Academy	\$ 764,228	10.00%	\$ 76,423	\$ 720,839	5.78%	\$ 41,682
PH1-BP4	Joeris	Jones Fine Arts and Dual Language Academy	\$ 10,404,039	25.00%	\$ 2,601,010	\$ 10,081,035	23.14%	\$ 2,332,872
PH1-BP5	Stantec	Boles Junior High School, Special Education	\$ 306,501	13.00%	\$ 39,845	\$ 244,881	1.52%	\$ 3,710
PH1-BP5	Pogue Construction	Boles Junior High School, Special Education	\$ 4,053,856	20.00%	\$ 810,771	\$ 3,964,606	3.36%	\$ 133,165
PH1-BP5	Stantec	Corey Fine Arts and Dual Language Academy	\$ 481,434	9.00%	\$ 43,329	\$ 476,683	7.17%	\$ 34,201
PH1-BP5	Pogue Construction	Corey Fine Arts and Dual Language Academy	\$ 7,592,619	20.00%	\$ 1,518,524	\$ 7,590,119	16.50%	\$ 1,252,085
PH1-BP6	Perkins+Will	Peach Elementary School	\$ 1,494,861	20.00%	\$ 298,972	\$ 1,486,638	16.21%	\$ 241,030
PH1-BP6	Balfour Beatty Construction	Peach Elementary School	\$ 22,567,870	25.00%	\$ 5,641,968	\$ 22,533,715	13.88%	\$ 3,128,508
PH1-BP7	Corgan	McNutt New Elementary School	\$ 1,352,289	18.00%	\$ 243,412	\$ 1,346,218	14.61%	\$ 196,649
PH1-BP7	Balfour Beatty Construction	McNutt New Elementary School	\$ 21,626,600	30.00%	\$ 6,487,980	\$ 21,587,593	35.72%	\$ 7,711,669
PH1-BP8	VLK	Career Technical Education Center	\$ 2,669,420	27.50%	\$ 734,091	\$ 2,641,515	23.66%	\$ 624,860
PH1-BP8	Balfour Beatty Construction	Career Technical Education Center	\$ 40,995,758	25.00%	\$ 10,248,940	\$ 39,698,684	33.67%	\$ 13,365,119
PH1-BP9	Huckabee	Multi-Purpose Activity Center - Arlington HS	\$ 655,052	31.00%	\$ 203,066	\$ 630,128	21.94%	\$ 138,260
PH1-BP9	Balfour Beatty Construction	Multi-Purpose Activity Center - Arlington HS	\$ 9,320,367	25.00%	\$ 2,330,092	\$ 9,317,867	10.45%	\$ 973,703
PH1-BP9	Huckabee	Multi-Purpose Activity Center - Bowie HS	\$ 550,974	31.00%	\$ 170,802	\$ 530,222	22.01%	\$ 116,703
PH1-BP9	Balfour Beatty Construction	Multi-Purpose Activity Center - Bowie HS	\$ 9,948,959	25.00%	\$ 2,487,240	\$ 9,747,445	9.67%	\$ 942,475
PH1-BP9	Huckabee	Multi-Purpose Activity Center - Lamar HS	\$ 614,291	31.00%	\$ 190,430	\$ 548,635	24.65%	\$ 135,256
PH1-BP9	Balfour Beatty Construction	Multi-Purpose Activity Center - Lamar HS	\$ 10,383,824	25.00%	\$ 2,595,956	\$ 10,175,047	7.26%	\$ 738,350
PH1-BP9	Huckabee	Multi-Purpose Activity Center - Martin HS	\$ 545,816	31.00%	\$ 169,203	\$ 520,144	26.44%	\$ 137,531
PH1-BP9	Balfour Beatty Construction	Multi-Purpose Activity Center - Martin HS	\$ 9,648,146	25.00%	\$ 2,412,037	\$ 9,633,499	9.48%	\$ 912,918

2014 Bond Program HUB Expenditure Summary

Phase / Bid Package	Firms	Project Description	Budget	Tier II HUB Participation Commitment %	Tier II HUB Participation Amount	Expenses Thru 10/18	Tier II HUB Participation Achieved % Thru 10/18	Tier II HUB Participation Amount Thru 10/18
PH1-BP9	Huckabee	Multi-Purpose Activity Center - Sam Houston HS	\$ 561,390	31.00%	\$ 174,031	\$ 540,629	29.08%	\$ 157,210
PH1-BP9	Balfour Beatty Construction	Multi-Purpose Activity Center - Sam Houston HS	\$ 9,990,494	25.00%	\$ 2,497,624	\$ 9,714,994	20.30%	\$ 1,971,936
PH1-BP9	Huckabee	Multi-Purpose Activity Center - Seguin HS	\$ 536,575	31.00%	\$ 166,338	\$ 501,729	25.97%	\$ 130,306
PH1-BP9	Balfour Beatty Construction	Multi-Purpose Activity Center - Seguin HS	\$ 9,399,764	25.00%	\$ 2,349,941	\$ 9,111,258	22.54%	\$ 2,053,964
PH1-BP10	KAI (HUB Firm)	Mac Bernd Professional Development Center (PDC)	\$ 67,311	15.00%	\$ 10,097	\$ 67,311	24.51%	\$ 16,500
PH1-BP10	Pogue Construction	Mac Bernd Professional Development Center (PDC)	\$ 739,408	20.00%	\$ 147,882	\$ 733,139	0.00%	\$ -
PH2-BP1	LBL	Duff Elementary School	\$ 225,517	32.00%	\$ 72,166	\$ 193,525	38.10%	\$ 73,735
PH2-BP1	Imperial Construction	Duff Elementary School	\$ 4,522,872	20.00%	\$ 904,574	\$ 4,462,490	11.91%	\$ 531,495
PH2-BP2	Hahnfield Hoffer Standford	Science Labs, Strings Room and Security Vestibule (14 Elementary Schools)	\$ 1,016,821	32.00%	\$ 325,383	\$ 992,402	12.56%	\$ 124,671
PH2-BP2	W.B. Kibler Construction Co.	Science Labs, Strings Room and Security Vestibule (14 Elementary Schools)	\$ 9,941,369	25.00%	\$ 2,485,342	\$ 9,385,473	24.89%	\$ 2,336,222
PH2-BP3	Natex (HUB Firm)	Farrell	\$ 215,748	30.00%	\$ 64,724	\$ 171,372	12.59%	\$ 21,575
PH2-BP3	W.B. Kibler Construction Co., LTD.	Farrell	\$ 2,059,961	25.00%	\$ 514,990	\$ 2,057,461	18.52%	\$ 381,053
PH2-BP3	Natex (HUB Firm)	Starrett	\$ 216,007	30.00%	\$ 64,802	\$ 168,073	11.38%	\$ 19,127
PH2-BP3	Imperial Construction	Starrett	\$ 1,468,000	20.00%	\$ 293,600	\$ 1,374,715	24.55%	\$ 337,500
PH2-BP4	KAI (HUB Firm)	1) Foster ES 2) Moore ES 3) Wood ES	\$ 781,608	15.00%	\$ 117,241	\$ 754,159	10.58%	\$ 79,777
PH2-BP4	Pogue Construction	1) Foster ES 2) Moore ES 3) Wood ES	\$ 10,646,267	20.00%	\$ 2,129,253	\$ 7,424,699	6.82%	\$ 506,547
PH2-BP5	LBL	1) Bebensee ES 2) Fitzgerald ES 3) Williams ES	\$ 866,064	32.00%	\$ 277,141	\$ 839,044	19.19%	\$ 161,000
PH2-BP5	Imperial Construction	1) Bebensee ES 2) Fitzgerald ES 3) Williams ES	\$ 8,623,476	20.00%	\$ 1,724,695	\$ 8,601,534	36.67%	\$ 3,154,354
PH2-BP6	WRA	1) Nichols Junior High 2) Turning Point Junior High 3) Ellis ES 4) Sherrod ES	\$ 1,339,813	21.00%	\$ 281,361	\$ 1,091,801	18.85%	\$ 205,776
PH2-BP6	Balfour Beatty Construction	1) Nichols Junior High 2) Turning Point Junior High 3) Ellis ES 4) Sherrod ES	\$ 14,448,856	25.00%	\$ 3,612,214	\$ 12,925,339	21.07%	\$ 2,723,479
PH2-BP7	Corgan	1) Arlington High School 2) Morton ES 3) South Davis ES	\$ 1,259,862	18.00%	\$ 226,775	\$ 1,161,860	15.19%	\$ 176,431
PH2-BP7	Adolfson & Peterson	1) Arlington High School 2) Morton ES 3) South Davis ES	\$ 17,296,167	45.00%	\$ 7,783,275	\$ 10,477,928	43.09%	\$ 4,515,174

2014 Bond Program HUB Expenditure Summary

Phase / Bid Package	Firms	Project Description	Budget	Tier II HUB Participation Commitment %	Tier II HUB Participation Amount	Expenses Thru 10/18	Tier II HUB Participation Achieved % Thru 10/18	Tier II HUB Participation Amount Thru 10/18
PH2-BP8	HKS	1) Martin High School 2) Little ES 3) Miller ES	\$ 1,517,647	16.00%	\$ 242,824	\$ 1,512,107	9.06%	\$ 137,019
PH2-BP8	Balfour Beatty Construction	1) Martin High School 2) Little ES 3) Miller ES	\$ 18,353,646	25.00%	\$ 4,588,412	\$ 18,170,296	6.35%	\$ 1,154,409
PH2-BP9	Huckabee	1) Crouch ES 2) Knox ES 3) Thornton ES	\$ 879,773	33.00%	\$ 290,325	\$ 835,439	24.93%	\$ 208,297
PH2-BP9	SEDALCO	1) Crouch ES 2) Knox ES 3) Thornton ES	\$ 8,353,276	20.00%	\$ 1,670,655	\$ 8,351,626	22.02%	\$ 1,838,786
PH2-BP9	Huckabee	Sam Houston High School	\$ 2,054,938	33.00%	\$ 678,129	\$ 2,008,267	14.77%	\$ 296,717
PH2-BP9	Pogue Construction	Sam Houston High School	\$ 29,718,773	20.00%	\$ 5,943,755	\$ 27,786,272	1.69%	\$ 469,131
PH2-BP10	VLK	Agricultural Science Facility	\$ 448,499	27.50%	\$ 123,337	\$ 441,998	19.21%	\$ 84,900
PH2-BP10	Ratcliff Constructors	Agricultural Science Facility	\$ 5,956,076	20.00%	\$ 1,191,215	\$ 5,955,535	20.80%	\$ 1,238,900
PH3-BP1	LBL	Butler Elementary School	\$ 167,894	52.30%	\$ 87,809	\$ 211,505	14.18%	\$ 30,000
PH3-BP1	Phillips May Corporation	Butler Elementary School	\$ 2,806,998	22.00%	\$ 617,540	\$ 2,664,911	19.80%	\$ 527,592
PH3-BP2	Perkins+Will	Dunn Elementary School	\$ 188,209	20.00%	\$ 37,642	\$ 180,946	5.78%	\$ 10,450
PH3-BP2	Imperial Construction	Dunn Elementary School	\$ 3,013,228	10.00%	\$ 301,323	\$ 3,013,228	30.50%	\$ 918,960
PH3-BP3	Brown Reynolds Watford	1) Hill ES 2) Swift ES	\$ 360,795	42.90%	\$ 154,781	\$ 345,605	14.56%	\$ 50,316
PH3-BP3	MART, Inc.	1) Hill ES 2) Swift ES	\$ 4,157,930	20.00%	\$ 831,586	\$ 3,901,585	47.35%	\$ 1,847,345
PH3-BP4	Perkins+Will	1) Amos 2) Atherton	\$ 380,787	20.00%	\$ 76,157	\$ 367,563	5.69%	\$ 20,900
PH3-BP4	Pete Durant & Associates	1) Amos 2) Atherton	\$ 4,826,670	30.00%	\$ 1,448,001	\$ 4,518,427	32.60%	\$ 1,473,011
PH3-BP5	Corgan	1) Gunn JH 2) Key ES 3) Short ES	\$ 619,331	23.49%	\$ 145,481	\$ 559,855	3.36%	\$ 18,800
PH3-BP5	Big Sky	1) Gunn JH 2) Key ES 3) Short ES	\$ 7,746,940	35.00%	\$ 2,711,429	\$ 6,111,552	42.28%	\$ 2,583,801
PH3-BP6	Stantec	Seguin HS	\$ 710,158	20.00%	\$ 142,032	\$ 660,631	0.70%	\$ 4,594
PH3-BP6	Pogue Construction	Seguin HS	\$ 9,658,348	20.00%	\$ 1,931,670	\$ 9,263,288	5.84%	\$ 540,544
PH3-BP7	VLK	1) Berry ES 2) Rankin ES 3) Roark ES	\$ 751,979	23.49%	\$ 176,640	\$ 669,297	11.66%	\$ 78,056
PH3-BP7	Reeder General Contractors, Inc.	1) Berry ES 2) Rankin ES 3) Roark ES	\$ 9,094,420	20.00%	\$ 1,818,884	\$ 8,546,564	25.65%	\$ 2,192,075

2014 Bond Program HUB Expenditure Summary

Phase / Bid Package	Firms	Project Description	Budget	Tier II HUB Participation Commitment %	Tier II HUB Participation Amount	Expenses Thru 10/18	Tier II HUB Participation Achieved % Thru 10/18	Tier II HUB Participation Amount Thru 10/18
PH3-BP8	Brown Reynolds Watford	1) Pope ES 2) Speer ES 3) Webb ES 4) Wimbish ES	\$ 1,419,632	10.00%	\$ 141,963	\$ 1,352,715	16.71%	\$ 226,023
PH3-BP8	Core Construction	1) Pope ES 2) Speer ES 3) Webb ES 4) Wimbish ES	\$ 16,139,281	20.00%	\$ 3,227,856	\$ 15,726,185	20.15%	\$ 3,168,655
PH3-BP9	Stantec	Junior High Tracks	\$ 367,642	25.00%	\$ 91,910	\$ 512,335	0.00%	\$ -
PH3-BP9	Hellas Construction	Junior High Tracks	\$ 7,928,161	20.00%	\$ 1,585,632	\$ 7,596,116	11.58%	\$ 879,261
PH3-BP10	LBL	1) Johns ES 2) Goodman ES 3) Webb ES	\$ 469,545	20.00%	\$ 93,909	\$ 438,629	25.76%	\$ 113,000
PH3-BP10	Infinity	1) Johns ES 2) Goodman ES	\$ 2,463,336	20.00%	\$ 492,667	\$ 2,199,734	0.90%	\$ 19,801
PH3-BP10	Phillips May Corporation	1) Johns ES 2) Goodman ES	\$ 3,129,598	20.00%	\$ 625,920	\$ 2,535,204	45.72%	\$ 1,159,058
PH3-BP10	Mart, Inc.	1) Johns ES 2) Webb ES	\$ 1,115,982	20.00%	\$ 223,196	\$ 1,098,579	0.00%	\$ -
PH3-BP11	HKS	Fine Arts	\$ 2,323,496	25.07%	\$ 582,500	\$ 2,215,264	14.39%	\$ 318,863
PH3-BP11	Adolfson & Peterson	Fine Arts	\$ 42,418,744	20.00%	\$ 8,483,749	\$ -	0.00%	\$ -
PH3-BP12	Brown Reynolds Watford	Lamar HS	\$ 52,000	20.00%	\$ 10,400	\$ 48,156	20.77%	\$ 10,000
PH3-BP12	Hutcherson	Lamar HS	\$ 499,710	20.00%	\$ 99,942	\$ 499,710	16.55%	\$ 82,700
PH4-BP01	LBL	Boles Junior High	\$ 106,089	27.00%	\$ 28,644	\$ 31,380	0.00%	\$ -
PH4-BP01	Imperial Construction	Boles Junior High	\$ 2,062,985	20.00%	\$ 412,597	\$ -	0.00%	\$ -
PH4-BP02	LBL	Early College High School	\$ 89,261	27.00%	\$ 24,100	\$ 26,328	0.00%	\$ -
PH4-BP02	To Be Determined	Early College High School	\$ -	0.00%	\$ -	\$ -	0.00%	\$ -
PH4-BP03	LBL	1) Bailey Junior High 2) Kookan Education Center	\$ 315,477	27.00%	\$ 85,179	\$ 234,357	15.36%	\$ 36,000
PH4-BP03	Imperial Construction	1) Bailey Junior High 2) Kookan Education Center	\$ 4,857,100	20.00%	\$ 971,420	\$ -	0.00%	\$ -
PH4-BP04	PBK	1) Bowie High School 2) Ashworth Elementary	\$ 637,103	20.00%	\$ 127,421	\$ 472,577	0.00%	\$ -
PH4-BP04	Adolfson & Peterson	1) Bowie High School 2) Ashworth Elementary	\$ 8,225,500	20.00%	\$ 1,645,100	\$ -	0.00%	\$ -
PH4-BP05	Brown Reynolds Watford	1) Lamar High School 2) Larson Elementary	\$ 957,971	26.00%	\$ 249,072	\$ 750,269	16.99%	\$ 127,500
PH4-BP05	Imperial Construction	1) Lamar High School/Cravens Field 2) Larson Elementary	\$ 10,988,535	20.00%	\$ 2,197,707	\$ -	0.00%	\$ -
PH4-BP06	HKS	Athletic Complex	\$ 1,534,845	27.00%	\$ 414,408	\$ 1,573,183	5.18%	\$ 81,530
PH4-BP06	Adolfson & Peterson	Athletic Complex	\$ 40,755,256	20.00%	\$ 8,151,051	\$ -	0.00%	\$ -

2014 Bond Program HUB Expenditure Summary

Phase / Bid Package	Firms	Project Description	Budget	Tier II HUB Participation Commitment %	Tier II HUB Participation Amount	Expenses Thru 10/18	Tier II HUB Participation Achieved % Thru 10/18	Tier II HUB Participation Amount Thru 10/18
PH4-BP07	VLK	1) Carter Junior High 2) Blanton Elementary 3) Crow Elementary	\$ 720,852	16.00%	\$ 115,336	\$ 534,587	10.13%	\$ 54,150
PH4-BP07	Reeder General Contractors, Inc.	1) Carter Junior High 2) Blanton Elementary 3) Crow Elementary	\$ 8,300,000	20.00%	\$ 1,660,000	\$ -	0.00%	\$ -
PH5-BP01	BRW	1) Beckham Elementary 2) Pearcy Elementary 3) Food Service Warehouse	\$ 997,431	25.50%	\$ 254,345	\$ 55,919	11.35%	\$ 6,348
PH5-BP02	VLK	1) Anderson Elementary 2) Remyne Elementary	\$ 1,269,161	71.00%	\$ 901,104	\$ 36,482	19.74%	\$ 7,200
PH5-BP03	BRW	1) Shackelford Junior High 2) Food Lion	\$ 1,925,278	25.50%	\$ 490,946	\$ 19,342	4.77%	\$ 923
PH5-BP04	VLK	1) Burgin Elementary 2) Hale Elementary	\$ 2,442,244	71.00%	\$ 1,733,993	\$ 69,373	15.17%	\$ 10,525
PH5-BP05	LBL	1) Turning Point Alter High School 2) Hale Elementary 3) Ditto ES 4) Hilldale Annex	\$ 4,107,016	25.00%	\$ 1,026,754	\$ 50,139	0.00%	\$ -
PH5-BP06	Corgan	1) Barnett Junior High 2) Bryant Elementary 3) West ES	\$ 5,361,722	30.00%	\$ 1,608,517	\$ 207,987	0.00%	\$ -
PH5-BP07	LBL	1) Administration Building 2) Auxiliary Personnel 3) Annex I 4) Annex II 5) Annex III 6) Annex IV 7) Food Service Warehouse 8) Service Center 9) Transportation	\$ 1,496,010	25.00%	\$ 374,003	\$ -	0.00%	\$ -
TOTALS			\$ 558,377,628	23.79%	\$ 132,822,173	\$ 398,427,443	19.33%	\$ 76,997,806

FINE ARTS



**Arlington ISD - Department of Fine Arts
Bond Purchase Progress
November 1, 2018**

The following is a break-down of what has been submitted for purchase by the AISD Fine Arts Department using money provided by the 2014 bond package for year 4 to-date. This is a reporting of 643 funds.

Band Equipment/Instruments/Uniforms

Junior High	\$177,422.41
High School	<u>\$590,361.30</u>
Total	\$767,783.71

Choir Equipment/Instruments/Uniforms

Elementary	\$132,787.47
Junior High	\$97,740.77
High School	<u>\$96,086.72</u>
Total	\$326,614.96

Orchestra Equipment/Instruments/Uniforms

Elementary	\$211,988.70
Junior High	\$133,941.78
High School	<u>\$176,624.26</u>
Total	\$522,554.74

Mariachi Equipment/Instruments/Uniforms

High School	\$15,508.75
-------------	-------------

Dance

High School	\$40,113.00
-------------	-------------

Theatre

Junior High	\$13,310.95
High School	<u>\$25,351.40</u>
Total	\$38,662.35

Fine Arts Center

Pianos	224,610.00
Wind Instruments	<u>52,644.14</u>
Total	277,254.14

	<u>November 1, 2018</u>
Grand Total	\$1,988,491.65

<u>Instrument</u>	<u>Elementary</u>	<u>Junior High</u>	<u>High School</u>	<u>Total</u>
Flute		9	10	19
Oboe		4	8	12
Clarinet		12	29	41
Bassoon		3	2	5
Alto Sax		2	11	13
Tenor Sax			4	4
Bari Sax			2	2
Bass Clarinet		1	2	3
F Horn		8	11	19
Trumpet		9	9	18
Trombone		15	7	22
Euphonium		6	6	12
Tuba		4	4	8
Sousaphone			2	2
Vibraphone			1	1
Xylophone				
Marimba			6	6
Snare Drum			15	15
Bass Drum		1	4	5
Marching Horns			14	14
Tympani (sets)			3	3
Chimes			1	1
Guittaron/Vihuela				
Violin	84	54	54	192
Viola	51	20	46	117
Cello	73	14	14	101
String Bass	15	4	4	23
Harps				

Additional equipment includes:

- Chairs
- Risers
- Orff Instruments
- Music Stands
- Electronic Equipment including tuners, metronomes and keyboards
- Cases
- Miscellaneous Percussion Instruments
- Marching Percussion Instruments
- Pianos
- Fine Arts Dual Language equipment
- Bows
- Drill Team Uniforms
- Supplemental High School and Junior High School Uniforms

ARLINGTON INDEPENDENT SCHOOL DISTRICT
2014 Bond Purchases - Fine Arts
Year-to-Date Year 4

	Band	Choir	Orchestra	Mariachi	Theater	Dance	Elementary Music	Total
Arlington HS	\$73,918.80	\$58,214.47	\$22,436.00		\$952.95	\$0.00		\$155,522.22
Bowie HS	\$120,424.57	\$8,490.00	\$7,554.83		\$6,990.00	\$0.00		\$143,459.40
Lamar HS	\$110,778.00	\$13,326.49	\$51,502.92		\$3,717.00	\$17,400.00		\$196,724.41
Martin HS	\$85,698.00	\$4,644.90	\$17,895.31		\$8,425.00	\$0.00		\$116,663.21
Sam Houston HS	\$141,840.06	\$0.00	\$35,405.20	\$15,508.75	\$0.00	\$3,133.00		\$195,887.01
Seguin HS	\$57,701.87	\$11,410.86	\$41,830.00		\$5,266.45	\$19,580.00		\$135,789.18
Bailey JH	\$37,895.79	\$10,939.40	\$11,480.23		\$0.00			\$60,315.42
Barnett JH	\$14,157.30	\$2,445.00	\$20,769.95		\$0.00			\$37,372.25
Boles JH	\$61,270.91	\$9,030.30	\$10,226.35		\$3,627.00			\$84,154.56
Carter JH	\$20,076.30	\$24,474.00	\$1,416.00		\$0.00			\$45,966.30
Gunn JH	\$4,978.12	\$3,444.60	\$9,293.00		\$3,197.95			\$20,913.67
Nichols JH	\$5,216.00	\$0.00	\$6,633.60		\$1,523.00			\$13,372.60
Ousley JH	\$24,792.94	\$16,694.73	\$15,198.35		\$0.00			\$56,686.02
Shackelford JH	\$325.00	\$8,605.85	\$0.00		\$0.00			\$8,930.85
Workman JH	\$1,598.00	\$0.00	\$57,380.70		\$0.00			\$58,978.70
Young JH	\$7,112.05	\$22,106.89	\$1,543.60		\$4,963.00			\$35,725.54

Program does not exist on the campus

Note: The expenditures reported above are from the Year 4 fine arts bond funds and do not reflect purchases made prior to Year 4.

ARLINGTON INDEPENDENT SCHOOL DISTRICT
2014 Bond Purchases - Fine Arts
Year-to-Date Year 4

	Band	Choir	Orchestra	Mariachi	Theater	Dance	Elementary Music	Total
Adams ES			\$465.00				\$2,335.30	\$2,800.30
Amos ES			\$3,955.00				\$743.12	\$4,698.12
Anderson ES			\$8,272.60				\$0.00	\$8,272.60
Ashworth ES			\$2,510.00				\$176.88	\$2,686.88
Atherton ES			\$3,659.80				\$0.00	\$3,659.80
Bebensee ES			\$2,220.00				\$3,195.02	\$5,415.02
Beckham ES			\$11,726.00				\$1,686.52	\$13,412.52
Berry ES			\$11,937.00				\$0.00	\$11,937.00
Blanton ES			\$1,928.00				\$4,447.70	\$6,375.70
Bryant ES			\$8,819.40				\$359.21	\$9,178.61
Burgin ES			\$2,444.00				\$1,341.67	\$3,785.67
Butler ES			\$0.00				\$765.73	\$765.73
Corey Academy			\$786.20				\$43,276.81	\$44,063.01
Crouch ES			\$4,005.00				\$2,322.22	\$6,327.22
Crow ES			\$6,852.00				\$10,304.74	\$17,156.74
Ditto ES			\$0.00				\$1,019.56	\$1,019.56
Duff ES			\$4,100.00				\$0.00	\$4,100.00
Dunn ES			\$196.00				\$5,526.68	\$5,722.68
Ellis ES			\$2,557.00				\$4,619.87	\$7,176.87
Farrell ES			\$4,730.00				\$0.00	\$4,730.00
Fitzgerald ES			\$1,262.00				\$1,425.86	\$2,687.86
Foster ES			\$12,865.00				\$0.00	\$12,865.00
Goodman ES			\$9,668.00				\$0.00	\$9,668.00
Hale ES			\$1,748.00				\$0.00	\$1,748.00
Hill ES			\$6,010.00				\$0.00	\$6,010.00
Johns ES			\$4,140.00				\$0.00	\$4,140.00
Jones Academy			\$0.00				\$26,231.84	\$26,231.84
Key ES			\$954.00				\$0.00	\$954.00
Knox ES			\$17,328.00				\$0.00	\$17,328.00
Larson ES			\$0.00				\$0.00	\$0.00
Little ES			\$7,686.00				\$0.00	\$7,686.00
McNutt ES			\$4,043.70				\$0.00	\$4,043.70
Miller ES			\$1,665.00				\$0.00	\$1,665.00
Moore ES			\$4,989.00				\$0.00	\$4,989.00
Morton ES			\$96.00				\$0.00	\$96.00

Program does not exist on the campus

Note: The expenditures reported above are from the Year 4 fine arts bond funds and do not reflect purchases made prior to Year 4.

ARLINGTON INDEPENDENT SCHOOL DISTRICT
2014 Bond Purchases - Fine Arts
Year-to-Date Year 4

	Band	Choir	Orchestra	Mariachi	Theater	Dance	Elementary Music	Total
Patrick ES			\$948.00				\$2,048.93	\$2,996.93
Peach ES			\$2,776.80				\$4,000.14	\$6,776.94
Pearcy ES			\$758.00				\$787.70	\$1,545.70
Pope ES			\$0.00				\$0.00	\$0.00
Rankin ES			\$4,805.00				\$3,820.00	\$8,625.00
Remyse ES			\$5,327.00				\$375.50	\$5,702.50
Roark ES			\$3,679.40				\$0.00	\$3,679.40
Sherrod ES			\$2,846.00				\$616.55	\$3,462.55
Short ES			\$5,356.00				\$532.00	\$5,888.00
South Davis ES			\$490.00				\$0.00	\$490.00
Speer ES			\$319.80				\$1,910.00	\$2,229.80
Starrett ES			\$4,990.00				\$87.42	\$5,077.42
Swift ES			\$3,600.00				\$2,019.38	\$5,619.38
Thornton ES			\$8,101.00				\$3,820.00	\$11,921.00
Webb ES			\$0.00				\$2,750.19	\$2,750.19
West ES			\$3,409.00				\$0.00	\$3,409.00
Williams ES			\$9,300.00				\$0.00	\$9,300.00
Wimbish ES			\$0.00				\$0.00	\$0.00
Wood ES			\$1,665.00				\$240.93	\$1,905.93
Fine Arts Center	\$52,644.14	\$224,610.00						\$277,254.14
Total	\$820,427.85	\$418,437.49	\$522,554.74	\$15,508.75	\$38,662.35	\$40,113.00	\$132,787.47	\$1,988,491.65

Program does not exist on the campus

Note: The expenditures reported above are from the Year 4 fine arts bond funds and do not reflect purchases made prior to Year 4.

SAFETY, SECURITY & TECHNOLOGY



Network Services

WAN Circuit Upgrades

- All locations have been upgraded to their new WAN circuit except for:
 - Fitzgerald ES, Beckham, Remyse ES, West ES, Annex II, Young JHS, Professional Development Center

Network Upgrades

- Locations scheduled for 2019-2020
 - Lamar, Martin, Sam Houston, Workman, Adams, Anderson, Berry, Corey, Ellis, Goodman, Hale, Johns, Pope, Rankin, Roark, South Davis, Speer, Thornton

Security Cameras

- Locations completed:
 - EEC, Butler
 - EEC: 13 cameras, 1 NVR
 - Butler: 48 cameras, 2 NVRs
- Locations scheduled to be completed:
 - Admin. Bldg, PDC, Archery Ctr, Annex 4, Hill ES, Service Center, Young JHS, Nichols JHS, Gunn JHS, Barnett JHS, Fitzgerald ES, Farrell ES, Percy ES, Bryant ES, West ES, Beckham ES, Miller ES, Starrett ES, Wood ES

Unified Communications

- Locations completed:
 - AHS, Anderson, Atherton, Bebensee, Beckham, Berry, Bowie, Bryant, Butler, Carter, Crow, Ditto, Duff, Dunn, Ellis, Farrell, Fitzgerald, Foster, Goodman, Gunn, Hill, Johns, Kooker, Larson, Little, Moore, Morton, Pope, Remyse, Roark, Shackelford, Short, South Davis, Speer, Starrett, Swift, Thornton, Turning Point Secondary, Webb, West, Williams, Wimbish, Workman, Young
- Locations scheduled to be completed:
 - Barnett, Boles, Ousley, Martin, Lamar

IP Phones

- Locations completed:
 - Anderson, Atherton, Beckham, Blanton, Boles, Gunn, Turning Point Secondary
- Locations scheduled to be completed:
 - AHS, Martin, Seguin, EEC, Hilldale, Enterprise, Annex 4, PDC, Service Center, Administration Bldg.

Technology Support

Classroom Standards

- Audio/Visual
 - Completed since prior CBOC meeting - August 2018:
 - Swift ES
 - Kookan Education Center
- *One location left to complete AV project (Speer Elementary)
- Teacher Devices
 - Project completed - all teacher devices have been rolled out.
- Student Devices
 - Project completed - all student devices have been deployed.

Replacement Schedule

Ongoing replacement/repair of technology devices as needed (desktops, laptops, document cameras, interactive whiteboards, projectors, printers, etc.)

Digital Signage

The Tech Support Dept. is in the planning & needs assessment phase of the Digital Signage project. This initiative will provide each campus with a large screen display to be used in the front portion of their building where parents and visitors can see recent and relevant information for that campus (current events, scrolling announcements, weather, daily schedule, lunch menu, etc...) This project is expected to be completed by the end of the 18-19 school year.

Printer Consolidation

- Site survey completed at 25 locations
- Five (5) locations have installations completed:
 - Farrell ES, Hale ES, Miller ES, Swift ES, Wood ES and Bailey JHS

Technology Integration & Innovation (TI²) Department

During the summer of 2018, the Instructional Technology Department was rebranded as the Technology Integration & Innovation Department (or TI²). The mission of the department is to **“empower educators to develop future ready learners through technology integration, technology usage, and the use of relevant resources.”**

A/V Classroom Standard

Classroom projector installations are nearly complete, with just two campuses pending completion (Kookan and Speer) during the 1st semester of 2018-2019 school year and South Davis Elementary just finished.

TI Grant

The Transformation Through Innovation (TI) Grant was designed to offer teachers and campuses the opportunity to transform their classrooms through innovative uses of technology and facilitating model classrooms that serve as examples of how learning can be transformed with meaningful and relevant use of technology. Over the last six years, the number of grants submitted and approved has grown as shown below:

- 2013-2014 - 12 grants (\$374,650)
- 2014-2015 - 28 grants (\$987,950)
- 2015-2016 - 34 grants (\$916,364)
- 2016-2017 - 64 grants (\$939,928)
- 2017-2018 - 70 grants (\$1,013,490)
- 2018-2019 - 75 grants (\$1,000,749)

Summary of awarded technology grants for 2018-2019: <http://bit.ly/TIgrant2018>

Over \$5.2 million dollars has been awarded since the beginning of the TI Grant initiative. It is exciting to see the innovative ideas that are taking place on our campuses from elementary to high school from previous grant processes, including:

- 1:1 Chromebooks in classrooms for blended learning, paperless classroom, global collaboration, tech club, news media course, and Active Learning Cycle pilot
- iPads and Apple pencils for drafting and basic animation
- Android tablets, robotics, and drones for coding club
- Green screens and iPads for video production
- Assistive technology for dyslexic students
- Global collaboration and communication
- Student business development
- Google Expeditions and Breakout EDU for social studies department professional learning and curriculum development
- Augmentative alternative communication
- PC laptops and cameras to publish via newspaper, video productions
- Technology for deaf student self-advocacy

Winners of the 2018-2019 grant process were notified on October 25th and 26th via the TI² Prize Patrol. Forty-seven campuses were awarded grants this year. Pictures from the prize patrol can be found here: <https://www.flickr.com/photos/arlingtonisd/albums>

The teachers and students that received a TI Grant for the 2017-2018 school year participated in the TI Grant Showcase in May 2018. This exciting event is held annually at the Professional Development Center and it demonstrates the innovative instructional practices made possible through the awarding of these grants. Teachers were asked to invite students to present at the Showcase to share with the community how the new

technology augmented their learning experience. View pictures from the most recent showcase at <https://www.flickr.com/photos/arlingtonisd/albums/72157667719956807>

Additional TI Grant information can be found at <http://bit.ly/AISDTIgrant>.

Technology Support Bond Expenditures

PORecvdDate	(All)
-------------	-------

Row Labels	Sum of Sum of Total Cost
640.11.6399.01.838.I2.0.00	\$1,946,540.50
CTI - TI GRANT 2014-2015	\$220,443.37
Anderson Elementary	\$2,957.75
Annex I & II	\$3,883.48
Ashworth Elementary	\$6,456.00
Bailey Jr High	\$7,405.32
Barnett Jr High	\$2,909.40
Berry Elementary	\$3,228.00
Boles Jr High	\$2,957.75
Butler Elementary	\$8,070.00
Dunn Elementary	\$2,846.00
Farrell Elementary	\$7,138.85
Ferguson Center	\$4,982.62
Fitzgerald Elementary	\$23,139.16
Foster Elementary	\$4,482.79
Gunn Jr High	\$2,957.75
Johns Elementary	\$17,754.00
Key Elementary	\$1,041.84
Martin High School	\$12,912.00
Moore Elementary	\$7,785.22
Ousley Jr High	\$2,957.75
Pearcy Elementary	\$21,234.55
Pope Elementary	\$2,977.50
Remyse Elementary	\$8,070.00
Sam Houston High School	\$1,614.00
Seguin High School	\$29,222.50
Shackelford Jr High	\$3,420.44
Webb Elementary	\$5,583.38
West Elementary	\$6,895.00
Wood Elementary	\$3,228.00
Young Jr High	\$12,332.32
CTS -	\$7,737.00
Annex I & II	\$7,737.00
CTS - AV Project	\$190,331.09
Knox Elementary	\$243.66
Lamar High School	\$190,087.43
CTS - StudentStations	\$766,779.25
Anderson Elementary	\$16,775.00
Annex I & II	\$82,075.00
Atherton Elementary	\$1,722.50
Bailey Jr High	\$29,223.26
Bebensee Elementary	\$18,300.00
Blanton Elementary	\$13,725.00
Bowie High School	\$96,739.50
Bryant Elementary	\$11,993.52
Corey Academy	\$283.95
Ditto Elementary	\$15,250.00
Dunn Elementary	\$12,456.00
Ellis Elementary	\$18,300.00

Ferguson Center	\$30,136.50
Foster Elementary	\$15,250.00
Hale Elementary	\$378.60
Hill Elementary	\$63.10
Johns Elementary	\$13,725.00
Lamar High School	\$753.72
Larson Elementary	\$365.98
Little Elementary	\$17,003.00
Martin High School	\$95,705.00
Miller Elementary	\$195.00
Morton Elementary	\$18,300.00
Pearcy Elementary	\$370.50
Roark Elementary	\$10,140.46
Sam Houston High School	\$93,800.00
Seguin High School	\$50,237.50
Shackelford Jr High	\$26,675.89
Short Elementary	\$10,782.50
South Davis Elementary	\$14,596.00
Starrett Elementary	\$12,200.00
Swift Elementary	\$378.60
Thornton Elementary	\$18,479.00
Webb Elementary	\$18,677.00
West Elementary	\$416.00
Wood Elementary	\$378.60
Young Jr High	\$927.57
CTS - TeacherStations	\$4,600.00
Annex I & II	\$4,600.00
REP -	\$351,045.35
Annex I & II	\$343,934.47
Annex V (Enterprise Cntr)	\$1,268.79
Arlington High School	\$1,195.54
Ashworth Elementary	\$1,008.60
Food Service	\$1,268.79
Johns Elementary	\$2,369.16
REP - C&T Bond 2014	\$4,041.72
Lamar High School	\$3,480.37
Sam Houston High School	\$561.35
REP - TeacherStations	\$222,703.95
Anderson Elementary	\$6,174.85
Annex I & II	\$128,899.40
Atherton Elementary	\$10,323.50
Knox Elementary	\$5,613.50
Little Elementary	\$5,501.23
Ousley Jr High	\$51,933.18
Pearcy Elementary	\$4,490.80
Remyse Elementary	\$5,164.42
Roark Elementary	\$4,603.07
REP - TSDStock	\$1,735.00
Gunn Jr High	\$1,735.00
SICC - AthleticsBond2015	\$10,016.58
Arlington High School	\$1,192.45
Bailey Jr High	\$238.49

Barnett Jr High	\$238.49
Boles Jr High	\$238.49
Bowie High School	\$1,192.45
Carter Jr High	\$238.49
Ferguson Center	\$238.49
Gunn Jr High	\$238.49
Hutcheson Jr High	\$238.49
Lamar High School	\$1,192.45
Martin High School	\$1,192.45
Nichols Jr High	\$238.49
Ousley Jr High	\$238.49
Sam Houston High School	\$1,192.45
Seguin High School	\$1,192.45
Shackelford Jr High	\$238.49
Workman Jr High	\$238.49
Young Jr High	\$238.49
SICC - ElemLibrCart	\$45,885.00
Amos Elementary	\$1,340.00
Atherton Elementary	\$1,340.00
Bebensee Elementary	\$1,525.00
Beckham Elementary	\$1,340.00
Blanton Elementary	\$1,525.00
Bryant Elementary	\$1,340.00
Burgin Elementary	\$1,340.00
Corey Academy	\$1,340.00
Crouch Elementary	\$1,340.00
Crow Elementary	\$1,340.00
Ditto Elementary	\$1,525.00
Duff Elementary	\$1,340.00
Dunn Elementary	\$1,525.00
Farrell Elementary	\$1,340.00
Foster Elementary	\$1,340.00
Johns Elementary	\$1,525.00
Larson Elementary	\$1,340.00
Little Elementary	\$1,525.00
Morton Elementary	\$1,525.00
Pearcy Elementary	\$1,340.00
Pope Elementary	\$1,340.00
Rankin Elementary	\$1,340.00
Remynse Elementary	\$1,340.00
Roark Elementary	\$1,340.00
Sherrod Elementary	\$1,340.00
Short Elementary	\$1,525.00
South Davis Elementary	\$1,340.00
Speer Elementary	\$1,340.00
Swift Elementary	\$1,340.00
Webb Elementary	\$1,525.00
Williams Elementary	\$1,340.00
Wimbish Elementary	\$1,340.00
(blank)	\$1,340.00
SICC - JournalismBond2015	\$33,784.02
Annex I & II	\$14,667.00

Arlington High School	\$3,186.17
Bowie High School	\$3,186.17
Lamar High School	\$3,186.17
Martin High School	\$3,186.17
Sam Houston High School	\$3,186.17
Seguin High School	\$3,186.17
TA -	\$29,525.88
Annex I & II	\$27,684.38
Annex V (Enterprise Cntr)	\$227.50
Educational Enrichment Center	\$1,614.00
TA - Adult Literacy	\$4,120.00
Educational Enrichment Center	\$4,120.00
TA - C&T Fourth Request	\$6,530.00
Arlington High School	\$1,614.00
Bowie High School	\$1,688.00
Sam Houston High School	\$1,614.00
Seguin High School	\$1,614.00
TA - C&T Second Request	\$3,376.00
Arlington High School	\$3,376.00
TA - C&T Third Request	\$6,456.00
Arlington High School	\$1,614.00
Lamar High School	\$1,614.00
Sam Houston High School	\$3,228.00
TA - Dyslexia	\$676.00
Annex I & II	\$676.00
TA - Expansion 14-15	\$13,030.00
Annex I & II	\$2,334.00
Lamar High School	\$4,166.00
Martin High School	\$1,688.00
Sam Houston High School	\$4,842.00
TA - ROTC Relocation	\$56.79
Ferguson Center	\$56.79
TA - STEM	\$8,670.10
Martin High School	\$8,670.10
TA - TCC Early College	\$7,082.40
Arlington Collegiate High School	\$7,082.40
TA - Technology Access	\$7,915.00
Admin. Bldg - J W Counts	\$155.00
Annex I & II	\$7,760.00
640.11.6399.20.838.12.0.00	\$12,860,225.68
CTI - TI GRANT 2014-2015	\$764,634.60
Anderson Elementary	\$8,630.00
Ashworth Elementary	\$25,098.00
Bailey Jr High	\$22,589.90
Barnett Jr High	\$9,870.00
Berry Elementary	\$16,020.00
Blanton Elementary	\$33,375.00
Boles Jr High	\$11,834.00
Butler Elementary	\$25,098.00
Dunn Elementary	\$7,567.00
Farrell Elementary	\$25,752.80
Fitzgerald Elementary	\$93,461.00

Foster Elementary	\$21,324.00
Gunn Jr High	\$11,834.00
Johns Elementary	\$66,750.00
Key Elementary	\$2,792.00
Martin High School	\$68,352.00
Moore Elementary	\$42,291.90
Ousley Jr High	\$11,834.00
Pearcy Elementary	\$84,806.00
Pope Elementary	\$12,780.00
Remyse Elementary	\$23,229.00
Sam Houston High School	\$8,010.00
Shackelford Jr High	\$2,425.00
Webb Elementary	\$16,554.00
West Elementary	\$40,037.00
Wood Elementary	\$17,088.00
Young Jr High	\$55,232.00
CTI - TI Grant 2015-2016	\$698.81
Beckham Elementary	\$698.81
CTS -	\$103,233.95
Annex I & II	\$103,233.95
CTS - AV Project	\$6,624,039.83
Admin. Bldg - J W Counts	\$848.89
Amos Elementary	\$132,297.25
Anderson Elementary	\$195,761.00
Annex I & II	\$1,560.00
Arlington High School	\$544,965.05
Atherton Elementary	\$75,526.30
Bebensee Elementary	\$89,770.22
Beckham Elementary	\$231,467.19
Boles Jr High	\$52,079.04
Bryant Elementary	\$70,846.30
Burgin Elementary	\$71,143.26
Butler Elementary	\$212,910.36
Ferguson Center	\$181,048.43
Goodman Elementary	\$10,949.72
Knox Elementary	\$269,113.41
Lamar High School	\$327,849.20
Little Elementary	\$412,305.60
Morton Elementary	\$311,401.86
Nichols Jr High	\$65,512.92
Ousley Jr High	\$226,505.50
Patrick Elementary	\$117,863.71
Pearcy Elementary	\$232,397.36
Pope Elementary	\$220,306.00
Professional Development Center	\$13,254.98
Remyse Elementary	\$82,155.91
Roark Elementary	\$237,176.32
Sam Houston High School	\$669,759.85
Seguin High School	\$320,162.84
Sherrod Elementary	\$284,638.17
Thornton Elementary	\$301,229.23
Turning Point Jr High	\$28,820.34

Turning Point Secondary School	\$91,921.65
Williams Elementary	\$346,810.77
Workman Jr High	\$193,681.20
CTS - Student Stations	\$2,151,608.50
Admin. Bldg - J W Counts	\$1,545.00
Anderson Elementary	\$50,697.00
Annex I & II	\$23,800.50
Bailey Jr High	\$103,167.00
Bebensee Elementary	\$54,954.00
Blanton Elementary	\$41,409.00
Corey Academy	\$14,290.00
Ditto Elementary	\$46,440.00
Duff Elementary	\$39,162.00
Dunn Elementary	\$32,121.00
Ellis Elementary	\$55,728.00
Ferguson Center	\$92,820.00
Foster Elementary	\$45,666.00
Johns Elementary	\$41,409.00
Little Elementary	\$50,697.00
Martin High School	\$365,715.00
Morton Elementary	\$54,954.00
Sam Houston High School	\$406,350.00
Seguin High School	\$191,544.00
Shackelford Jr High	\$97,435.50
Short Elementary	\$32,121.00
South Davis Elementary	\$41,409.00
Starrett Elementary	\$37,141.50
Thornton Elementary	\$54,954.00
Webb Elementary	\$55,728.00
Young Jr High	\$120,351.00
CTS - Teacher Stations	\$26,632.40
Annex I & II	\$26,632.40
iSupport	\$6,594.30
Annex I & II	\$6,594.30
REP -	\$102,834.54
Annex I & II	\$89,595.05
Arlington High School	\$3,269.00
Carter Jr High	\$3,054.75
Crow Elementary	\$324.80
Food Service	\$921.82
Kookan Educational Center	\$1,138.98
Plant Maint. & Operation - Gen	\$778.10
Sam Houston High School	\$927.04
(blank)	\$2,825.00
REP - C&T 2015	\$203,455.91
Arlington High School	\$20,906.06
Bowie High School	\$54,198.60
Ferguson Center	\$11,408.10
Martin High School	\$34,224.30
Sam Houston High School	\$54,198.60
Seguin High School	\$28,520.25
REP - C&T Bond 2014	\$132,165.66

Bowie High School	\$60,075.30
Lamar High School	\$62,077.81
Sam Houston High School	\$10,012.55
REP - PublicInfo	\$5,355.00
Admin. Bldg - J W Counts	\$5,355.00
REP - TeacherStations	\$1,179,125.37
Anderson Elementary	\$36,977.60
Annex I & II	\$115,185.13
Atherton Elementary	\$36,910.36
Barnett Jr High	\$46,606.70
Beckham Elementary	\$31,293.07
Bryant Elementary	\$34,622.12
Butler Elementary	\$38,799.19
Knox Elementary	\$33,616.00
Lamar High School	\$165,123.73
Little Elementary	\$32,943.68
Morton Elementary	\$39,948.60
Pearcy Elementary	\$26,892.80
Pope Elementary	\$29,295.64
Remyse Elementary	\$30,926.72
Roark Elementary	\$27,565.12
Sam Houston High School	\$170,115.88
Seguin High School	\$71,576.57
Sherrod Elementary	\$38,947.48
Swift Elementary	\$33,956.31
Williams Elementary	\$39,948.60
Wimbish Elementary	\$32,624.69
Workman Jr High	\$65,249.38
REP - TSDStock	\$258,711.71
Annex I & II	\$244,245.87
Arlington High School	\$565.00
Crow Elementary	\$324.80
Kookan Educational Center	\$569.49
Lamar High School	\$7,350.00
Pearcy Elementary	\$2,601.55
Plant Maint. & Operation - Gen	\$2,490.00
(blank)	\$565.00
REP -AdminReplacement	\$2,704.05
Annex I & II	\$2,704.05
SICC - ArtBond2015	\$88,608.00
Adams Elementary	\$1,704.00
Amos Elementary	\$1,704.00
Anderson Elementary	\$1,704.00
Ashworth Elementary	\$1,704.00
Atherton Elementary	\$1,704.00
Bebensee Elementary	\$1,704.00
Beckham Elementary	\$1,704.00
Berry Elementary	\$1,704.00
Blanton Elementary	\$1,704.00
Bryant Elementary	\$1,704.00
Burgin Elementary	\$1,704.00
Butler Elementary	\$1,704.00

Corey Academy	\$1,704.00
Crouch Elementary	\$1,704.00
Crow Elementary	\$1,704.00
Ditto Elementary	\$1,704.00
Duff Elementary	\$1,704.00
Dunn Elementary	\$1,704.00
Ellis Elementary	\$1,704.00
Farrell Elementary	\$1,704.00
Fitzgerald Elementary	\$1,704.00
Foster Elementary	\$1,704.00
Goodman Elementary	\$1,704.00
Hale Elementary	\$1,704.00
Hill Elementary	\$1,704.00
Johns Elementary	\$1,704.00
Key Elementary	\$1,704.00
Knox Elementary	\$1,704.00
Larson Elementary	\$1,704.00
Little Elementary	\$1,704.00
Miller Elementary	\$1,704.00
Moore Elementary	\$1,704.00
Morton Elementary	\$1,704.00
Pearcy Elementary	\$1,704.00
Pope Elementary	\$1,704.00
Rankin Elementary	\$1,704.00
Remyse Elementary	\$1,704.00
Roark Elementary	\$1,704.00
Sherrod Elementary	\$1,704.00
Short Elementary	\$1,704.00
South Davis Elementary	\$1,704.00
Speer Elementary	\$1,704.00
Starrett Elementary	\$1,704.00
Swift Elementary	\$1,704.00
Thornton Elementary	\$3,408.00
Webb Elementary	\$1,704.00
West Elementary	\$1,704.00
Williams Elementary	\$1,704.00
Wimbish Elementary	\$1,704.00
Wood Elementary	\$1,704.00
(blank)	\$1,704.00
SICC - AthleticsBond2015	\$104,213.02
Arlington High School	\$12,509.00
Bailey Jr High	\$2,388.00
Barnett Jr High	\$2,388.00
Boles Jr High	\$2,388.00
Bowie High School	\$13,329.51
Carter Jr High	\$2,388.00
Ferguson Center	\$2,388.00
Gunn Jr High	\$2,388.00
Hutcheson Jr High	\$2,388.00
Lamar High School	\$11,940.00
Martin High School	\$12,509.00
Nichols Jr High	\$2,388.00

Ousley Jr High	\$2,388.00
Sam Houston High School	\$11,940.00
Seguin High School	\$13,329.51
Shackelford Jr High	\$2,388.00
Workman Jr High	\$2,388.00
Young Jr High	\$2,388.00
SICC - ElemLibrCart	\$191,554.50
Amos Elementary	\$5,805.00
Atherton Elementary	\$5,805.00
Bebensee Elementary	\$5,805.00
Beckham Elementary	\$5,805.00
Blanton Elementary	\$5,805.00
Bryant Elementary	\$5,805.00
Burgin Elementary	\$5,805.00
Corey Academy	\$5,805.00
Crouch Elementary	\$5,805.00
Crow Elementary	\$5,805.00
Ditto Elementary	\$5,805.00
Duff Elementary	\$5,805.00
Dunn Elementary	\$5,805.00
Farrell Elementary	\$5,805.00
Foster Elementary	\$5,805.00
Johns Elementary	\$5,805.00
Larson Elementary	\$5,805.00
Little Elementary	\$5,805.00
Morton Elementary	\$5,805.00
Pearcy Elementary	\$5,794.50
Pope Elementary	\$5,805.00
Rankin Elementary	\$5,805.00
Remyse Elementary	\$5,805.00
Roark Elementary	\$5,805.00
Sherrod Elementary	\$5,805.00
Short Elementary	\$5,805.00
South Davis Elementary	\$5,805.00
Speer Elementary	\$5,805.00
Swift Elementary	\$5,805.00
Webb Elementary	\$5,805.00
Williams Elementary	\$5,805.00
Wimbish Elementary	\$5,805.00
(blank)	\$5,805.00
SICC - JournalismBond2015	\$62,940.00
Arlington High School	\$10,490.00
Bowie High School	\$10,490.00
Lamar High School	\$10,490.00
Martin High School	\$10,490.00
Sam Houston High School	\$10,490.00
Seguin High School	\$10,490.00
TA -	\$301,914.77
Annex I & II	\$301,914.77
TA - Adult Literacy	\$28,700.00
Educational Enrichment Center	\$28,700.00
TA - C&T FourthRequest	\$41,023.05

Arlington High School	\$7,682.85
Bowie High School	\$20,169.60
Sam Houston High School	\$6,585.30
Seguin High School	\$6,585.30
TA - C&T Second Request	\$40,339.20
Arlington High School	\$40,339.20
TA - C&T Third Request	\$26,341.20
Arlington High School	\$6,585.30
Lamar High School	\$6,585.30
Sam Houston High School	\$13,170.60
TA - Dyslexia	\$14,794.00
Annex I & II	\$14,794.00
TA - Expansion14-15	\$81,286.30
Annex I & II	\$625.90
Lamar High School	\$34,149.60
Martin High School	\$26,754.90
Sam Houston High School	\$19,755.90
TA - ROTC Relocation	\$8,418.46
Ferguson Center	\$8,418.46
TA - SpecialEdBond2015	\$16,851.17
Annex III	\$16,851.17
TA - STEM	\$100,915.50
Martin High School	\$100,915.50
TA - TCC Early College	\$80,732.40
Arlington Collegiate High School	\$80,732.40
TA - Technology Access	\$24,444.38
Admin. Bldg - J W Counts	\$3,360.70
Annex I & II	\$18,501.48
Plant Maint. & Operation - Gen	\$565.00
Roark Elementary	\$1,008.60
Swift Elementary	\$1,008.60
(blank)	\$85,355.10
Martin High School	\$85,355.10
640.51.6249.00.838.I2.0.00	\$64,032.32
CTS - AV Project	\$10,859.82
Annex I & II	\$10,859.82
REP -	\$51,922.50
Annex I & II	\$51,922.50
TA - Technology Access	\$1,250.00
Annex I & II	\$1,250.00
640.53.6249.00.838.I2.0.00	\$134,431.32
CTS -	\$1,000.00
Annex I & II	\$1,000.00
CTS - AV Project	\$34,327.87
Annex I & II	\$31,713.07
Dunn Elementary	\$1,968.63
Knox Elementary	\$646.17
CTS - StudentStations	\$38,246.00
Annex I & II	\$14,481.00
Bowie High School	\$18,525.00
Bryant Elementary	\$2,040.00
Ferguson Center	\$1,425.00

Roark Elementary	\$1,775.00
TA -	\$60,857.45
Annex I & II	\$60,857.45
641.11.6399.01.838.12.0.00	\$1,528,516.79
CTI - TI Grant 2015-2016	\$210,174.89
Anderson Elementary	\$1,429.00
Annex I & II	\$31,878.80
Arlington High School	\$1,624.94
Ashworth Elementary	\$7,540.88
Atherton Elementary	\$16,196.16
Bailey Jr High	\$6,309.80
Beckham Elementary	\$5,827.16
Boles Jr High	\$9,071.37
Bryant Elementary	\$14,443.75
Butler Elementary	\$10,767.67
Carter Jr High	\$1,340.00
Crouch Elementary	\$1,429.00
Duff Elementary	\$5,360.00
Ferguson Center	\$3,160.20
Fitzgerald Elementary	\$11,246.00
Gunn Jr High	\$5,904.00
Hilldale Annex Bldg	\$3,987.40
Knox Elementary	\$8,894.82
Moore Elementary	\$11,445.74
Morton Elementary	\$1,529.96
Nichols Jr High	\$6,700.00
Pearcy Elementary	\$5,360.00
Remyse Elementary	\$3,171.90
Roark Elementary	\$1,434.98
Seguin High School	\$16,907.36
Swift Elementary	\$3,185.96
Thornton Elementary	\$1,429.00
Turning Point Jr High	\$1,340.00
West Elementary	\$1,340.00
Young Jr High	\$9,919.04
CTS -	\$9,092.45
Annex I & II	\$9,092.45
CTS - AV Project	\$100,671.74
Arlington High School	\$15,260.18
Atherton Elementary	\$11,481.42
Bebensee Elementary	\$25,618.72
Bryant Elementary	\$910.24
Burgin Elementary	\$15,649.09
Butler Elementary	\$3,969.00
Hale Elementary	\$259.18
McNutt Elementary	\$4,399.21
Nichols Jr High	\$1,821.16
Patrick Elementary	\$455.29
Roark Elementary	\$2,634.29
Sam Houston High School	\$6,277.12
Sherrod Elementary	\$455.29
Wood Elementary	\$11,481.55

CTS - StudentStations	\$674,484.57
Amos Elementary	\$11,742.34
Annex I & II	\$7,944.00
Arlington High School	\$87,809.70
Atherton Elementary	\$12,990.00
Bailey Jr High	\$31.55
Burgin Elementary	\$13,041.34
Butler Elementary	\$27,782.20
Corey Academy	\$189.30
Crouch Elementary	\$17,405.28
Ditto Elementary	\$12,910.56
Duff Elementary	\$25,951.90
Ferguson Center	\$1,514.40
Fitzgerald Elementary	\$11,603.52
Gunn Jr High	\$19,347.90
Hale Elementary	\$12,662.74
Hill Elementary	\$13,041.34
Key Elementary	\$10,140.46
Knox Elementary	\$13,041.34
Kooken Educational Center	\$10,392.00
Lamar High School	\$85,211.70
Little Elementary	\$13,878.56
Miller Elementary	\$15,967.46
Moore Elementary	\$15,942.22
Nichols Jr High	\$32,742.60
Ousley Jr High	\$29,766.00
Pearcy Elementary	\$8,702.64
Pope Elementary	\$11,603.52
Rankin Elementary	\$15,942.22
Remyse Elementary	\$13,041.34
Sam Houston High School	\$2,069.68
Sherrod Elementary	\$776.13
Speer Elementary	\$14,504.40
Swift Elementary	\$11,603.52
Thornton Elementary	\$17,752.02
Turning Point Secondary School	\$1,488.30
West Elementary	\$30,793.16
Wimbish Elementary	\$11,603.52
Wood Elementary	\$220.85
Young Jr High	\$31,332.86
CTS - TeacherStations	\$2,110.00
Annex I & II	\$2,110.00
ElemLibrCart	\$24,681.00
Adams Elementary	\$1,299.00
Anderson Elementary	\$1,299.00
Ashworth Elementary	\$1,299.00
Berry Elementary	\$1,299.00
Butler Elementary	\$1,299.00
Ellis Elementary	\$1,299.00
Fitzgerald Elementary	\$1,299.00
Goodman Elementary	\$1,299.00
Hale Elementary	\$1,299.00

Hill Elementary	\$1,299.00
Key Elementary	\$1,299.00
Knox Elementary	\$1,299.00
Kooken Educational Center	\$1,299.00
Miller Elementary	\$1,299.00
Moore Elementary	\$1,299.00
Starrett Elementary	\$1,299.00
Thornton Elementary	\$1,299.00
West Elementary	\$1,299.00
Wood Elementary	\$1,299.00
INFRA - DigitalSignage 2015-2016	\$13,579.10
Annex I & II	\$13,579.10
McNutt	\$2,448.05
McNutt Elementary	\$2,448.05
Printer MDM	\$2,515.00
Patrick Elementary	\$2,515.00
REP -	\$300.00
Annex I & II	\$300.00
REP - C&T 2015	\$10,075.00
Bowie High School	\$4,650.00
Ferguson Center	\$1,550.00
Seguin High School	\$3,875.00
REP - Printer Standard	\$38,403.00
Anderson Elementary	\$12,443.00
Blanton Elementary	\$12,980.00
Patrick Elementary	\$12,980.00
REP - TeacherStations	\$360,824.87
Annex I & II	\$34,980.00
Arlington High School	\$29,919.67
Bebensee Elementary	\$11,687.00
Blanton Elementary	\$9,613.50
Boles Jr High	\$10,367.50
Bowie High School	\$36,569.00
Bryant Elementary	\$9,802.00
Burgin Elementary	\$4,084.00
Butler Elementary	\$3,160.50
Corey Academy	\$9,425.00
Farrell Elementary	\$10,556.00
Goodman Elementary	\$7,728.50
Gunn Jr High	\$8,294.00
Jones Academy	\$8,525.44
Key Elementary	\$7,728.50
Lamar High School	\$38,265.50
Nichols Jr High	\$14,137.50
Ousley Jr High	\$11,121.50
Rankin Elementary	\$9,613.50
Sherrod Elementary	\$10,367.50
Thornton Elementary	\$10,367.50
Turning Point Jr High	\$5,843.50
West Elementary	\$10,081.75
Wood Elementary	\$9,048.00
Workman Jr High	\$25,547.01

Young Jr High	\$13,991.00
REP - TSDStock	\$16,285.00
Annex I & II	\$16,285.00
REP -AdminReplacement	\$14,137.50
Annex V (Enterprise Cntr)	\$14,137.50
TA -	\$34,076.87
Admin. Bldg - J W Counts	\$586.00
Annex I & II	\$20,000.00
Annex V (Enterprise Cntr)	\$1,299.00
Arlington Collegiate High School	\$5,875.00
Martin High School	\$5,875.00
Warehouse Dock	\$441.87
TA - BioMedLab	\$1,324.00
Martin High School	\$1,324.00
TA - TechApps	\$9,952.20
Arlington High School	\$1,658.70
Bowie High School	\$1,658.70
Lamar High School	\$1,658.70
Martin High School	\$1,658.70
Sam Houston High School	\$1,658.70
Seguin High School	\$1,658.70
TA - Technology Access	\$3,381.55
Annex I & II	\$3,381.55
641.11.6399.01.839.I2.0.00	\$3,501.00
CTI - TI Grant 2015-2016	\$3,501.00
Carter Jr High	\$3,501.00
641.11.6399.20.838.I2.0.00	\$13,785,618.35
CTI - TI Grant 2015-2016	\$596,777.87
Anderson Elementary	\$10,290.00
Arlington Collegiate High School	\$1,446.00
Arlington High School	\$5,805.00
Ashworth Elementary	\$31,488.30
Atherton Elementary	\$32,303.69
Bailey Jr High	\$23,220.00
Beckham Elementary	\$11,426.75
Boles Jr High	\$38,184.21
Bryant Elementary	\$60,393.00
Butler Elementary	\$10,801.93
Carter Jr High	\$5,954.70
Crouch Elementary	\$9,635.81
Duff Elementary	\$26,312.00
Ferguson Center	\$16,330.15
Fitzgerald Elementary	\$48,177.80
Hilldale Annex Bldg	\$33,282.00
Knox Elementary	\$37,147.00
Moore Elementary	\$46,750.00
Morton Elementary	\$8,001.00
Nichols Jr High	\$32,890.00
Pearcy Elementary	\$17,028.00
Roark Elementary	\$5,892.50
Seguin High School	\$21,479.22
Swift Elementary	\$4,644.00

Thornton Elementary	\$10,955.81
Turning Point Jr High	\$8,970.00
West Elementary	\$7,774.00
Young Jr High	\$30,195.00
CTS - AV Project	\$8,210,716.60
Admin. Bldg - J W Counts	\$3,727.57
Amos Elementary	\$119,782.10
Anderson Elementary	\$5,349.30
Annex I & II	\$6,488.30
Arlington High School	\$76,620.54
Ashworth Elementary	\$63,851.26
Atherton Elementary	\$189,396.64
Bailey Jr High	\$51,423.22
Barnett Jr High	\$51,457.70
Bebensee Elementary	\$221,122.38
Beckham Elementary	\$3,789.30
Berry Elementary	\$57,246.46
Blanton Elementary	\$252,026.50
Boles Jr High	\$154,477.77
Bowie High School	\$1,248,743.49
Bryant Elementary	\$178,536.61
Burgin Elementary	\$168,213.94
Butler Elementary	\$3,789.30
Carter Jr High	\$55,138.47
Corey Academy	\$91,873.52
Crouch Elementary	\$66,144.74
Crow Elementary	\$45,765.50
Ditto Elementary	\$57,392.06
Duff Elementary	\$55,468.70
Dunn Elementary	\$266,412.03
Ellis Elementary	\$65,143.10
Farrell Elementary	\$268,929.64
Ferguson Center	\$3,822.11
Fitzgerald Elementary	\$63,851.26
Foster Elementary	\$60,317.06
Goodman Elementary	\$231,522.09
Gunn Jr High	\$179,337.38
Hale Elementary	\$260,552.17
Hill Elementary	\$236,553.09
Johns Elementary	\$59,315.42
Jones Academy	\$67,260.37
Key Elementary	\$208,698.28
Knox Elementary	\$1,291.84
Lamar High School	\$43,795.86
Larson Elementary	\$68,888.48
Little Road Annex	\$2,800.00
Martin High School	\$787,305.76
McNutt Elementary	\$120,283.64
Miller Elementary	\$70,230.04
Moore Elementary	\$77,481.60
Morton Elementary	\$1,894.56
Nichols Jr High	\$212,919.44

Ousley Jr High	\$6,157.50
Peach Elementary	\$115,284.44
Pope Elementary	\$3,452.88
Professional Development Center	\$2,711.21
Rankin Elementary	\$298,938.62
Sam Houston High School	\$79,294.46
Seguin High School	\$33,549.41
Shackelford Jr High	\$61,796.60
Sherrod Elementary	\$5,921.61
Short Elementary	\$57,539.42
Starrett Elementary	\$54,888.80
Thornton Elementary	\$11,663.40
Turning Point Jr High	\$81,344.63
Turning Point Secondary School	\$4,345.98
Webb Elementary	\$70,020.26
West Elementary	\$62,929.26
Wimbish Elementary	\$284,303.69
Wood Elementary	\$261,039.11
Workman Jr High	\$58,512.35
Young Jr High	\$70,592.38
CTS - Student Stations	\$2,559,930.10
Amos Elementary	\$35,136.00
Arlington High School	\$323,910.00
Atherton Elementary	\$43,920.00
Bowie High School	\$356,850.00
Bryant Elementary	\$35,136.00
Burgin Elementary	\$39,162.00
Butler Elementary	\$89,432.00
Crouch Elementary	\$52,704.00
Ditto Elementary	\$52,624.00
Duff Elementary	\$52,624.00
Ferguson Center	\$27,450.00
Fitzgerald Elementary	\$35,136.00
Gunn Jr High	\$71,370.00
Hale Elementary	\$39,162.00
Hill Elementary	\$39,162.00
Key Elementary	\$30,378.00
Knox Elementary	\$39,162.00
Kookan Educational Center	\$34,464.10
Lamar High School	\$312,930.00
Little Elementary	\$52,624.00
Miller Elementary	\$48,678.00
Moore Elementary	\$47,946.00
Nichols Jr High	\$120,780.00
Ousley Jr High	\$109,800.00
Pearcy Elementary	\$26,352.00
Pope Elementary	\$35,136.00
Rankin Elementary	\$47,946.00
Remyse Elementary	\$39,162.00
Roark Elementary	\$30,378.00
Speer Elementary	\$43,920.00
Swift Elementary	\$35,136.00

Thornton Elementary	\$72,358.00
Turning Point Secondary School	\$5,490.00
West Elementary	\$98,376.00
Wimbish Elementary	\$35,136.00
ElemLibrCart	\$85,215.00
Adams Elementary	\$4,485.00
Anderson Elementary	\$4,485.00
Ashworth Elementary	\$4,485.00
Berry Elementary	\$4,485.00
Butler Elementary	\$4,485.00
Ellis Elementary	\$4,485.00
Fitzgerald Elementary	\$4,485.00
Goodman Elementary	\$4,485.00
Hale Elementary	\$4,485.00
Hill Elementary	\$4,485.00
Key Elementary	\$4,485.00
Knox Elementary	\$4,485.00
Kooken Educational Center	\$4,485.00
Miller Elementary	\$4,485.00
Moore Elementary	\$4,485.00
Starrett Elementary	\$4,485.00
Thornton Elementary	\$4,485.00
West Elementary	\$4,485.00
Wood Elementary	\$4,485.00
INFRA - DigitalSignage 2015-2016	\$40,988.60
Carter Jr High	\$5,050.38
Corey Academy	\$30,887.84
Sherrod Elementary	\$5,050.38
Printer MDM	\$20,386.00
Patrick Elementary	\$20,386.00
REP -	\$69,861.08
Bryant Elementary	\$1,195.54
Hill Elementary	\$1,195.54
Sam Houston High School	\$17,370.00
Workman Jr High	\$50,100.00
REP - Journalism	\$223,040.00
Arlington High School	\$34,850.00
Bowie High School	\$25,092.00
Lamar High School	\$34,850.00
Martin High School	\$54,366.00
Sam Houston High School	\$32,062.00
Seguin High School	\$41,820.00
REP - Printer Standard	\$76,025.00
Anderson Elementary	\$30,032.19
Arlington High School	\$3,428.63
Blanton Elementary	\$25,421.03
Bowie High School	\$3,428.63
Lamar High School	\$3,428.63
Martin High School	\$3,428.63
Sam Houston High School	\$3,428.63
Seguin High School	\$3,428.63
REP - TeacherStations	\$1,181,237.79

Annex I & II	\$28,629.83
Arlington High School	\$121,181.98
Bebensee Elementary	\$48,604.13
Blanton Elementary	\$35,828.74
Boles Jr High	\$43,443.46
Bowie High School	\$165,790.68
Burgin Elementary	\$40,672.17
Corey Academy	\$33,831.31
Farrell Elementary	\$45,940.89
Goodman Elementary	\$35,403.12
Gunn Jr High	\$34,703.74
Jones Academy	\$27,819.44
Key Elementary	\$28,379.83
Lamar High School	\$2,997.00
Martin High School	\$205,432.42
Nichols Jr High	\$53,930.61
Rankin Elementary	\$33,956.31
Thornton Elementary	\$42,236.84
Turning Point Jr High	\$23,178.35
West Elementary	\$32,245.26
Wood Elementary	\$33,165.50
Workman Jr High	\$11,388.60
Young Jr High	\$52,477.58
REP - TechApps15-16	\$257,425.56
Arlington High School	\$33,530.22
Bowie High School	\$34,611.84
Lamar High School	\$34,611.84
Martin High School	\$69,764.49
Sam Houston High School	\$49,754.52
Seguin High School	\$35,152.65
REP - TSDStock	\$109,309.00
Annex I & II	\$101,236.00
Annex V (Enterprise Cntr)	\$5,070.00
Hale Elementary	\$299.00
Pope Elementary	\$2,704.00
REP -AdminReplacement	\$88,461.06
Annex I & II	\$36,448.83
Annex III	\$1,081.62
Annex V (Enterprise Cntr)	\$41,196.03
Hilldale Annex Bldg	\$540.81
Transportation	\$9,193.77
TA -	\$175,470.33
Admin. Bldg - J W Counts	\$2,561.33
Arlington Collegiate High School	\$84,375.00
Ashworth Elementary	\$272.00
Martin High School	\$84,375.00
Warehouse Dock	\$3,887.00
TA - BioMedLab	\$18,967.80
Martin High School	\$18,967.80
TA - CadLab	\$46,924.80
Martin High School	\$46,924.80
TA - TechApps	\$24,881.76

Arlington High School	\$4,193.70
Bowie High School	\$4,193.70
Lamar High School	\$4,193.70
Martin High School	\$4,193.70
Sam Houston High School	\$4,193.70
Seguin High School	\$3,913.26
641.11.6639.00.838.I2.0.00	\$5,599.00
CTI - TI Grant 2015-2016	\$5,599.00
Moore Elementary	\$5,599.00
641.116399.01.838.I2.0.00	\$1,145.70
CTI - TI Grant 2015-2016	\$1,145.70
Ashworth Elementary	\$1,145.70
641.53.6249.00.838.I2.0.00	\$288,716.95
AV System Project	\$27,405.06
Annex I & II	\$27,405.06
CTS - AV Project	\$151,211.89
Annex I & II	\$146,648.51
Arlington High School	\$501.05
Atherton Elementary	\$621.96
Bebensee Elementary	\$1,165.79
Little Elementary	\$1,282.24
Morton Elementary	\$661.56
Remyse Elementary	\$330.78
Workman Jr High	\$0.00
CTS - StudentStations	\$108,615.00
Amos Elementary	\$2,040.00
Annex I & II	\$25,615.00
Atherton Elementary	\$2,550.00
Burgin Elementary	\$2,285.00
Butler Elementary	\$3,995.00
Crouch Elementary	\$3,060.00
Ditto Elementary	\$1,080.00
Duff Elementary	\$3,365.00
Fitzgerald Elementary	\$2,040.00
Gunn Jr High	\$3,705.00
Hale Elementary	\$2,285.00
Knox Elementary	\$2,285.00
Kookan Educational Center	\$675.00
Lamar High School	\$16,245.00
McNutt Elementary	\$1,430.00
Miller Elementary	\$2,815.00
Moore Elementary	\$2,795.00
Nichols Jr High	\$6,270.00
Ousley Jr High	\$5,700.00
Peach Elementary	\$1,430.00
Pearcy Elementary	\$1,530.00
Rankin Elementary	\$2,795.00
Remyse Elementary	\$2,285.00
Swift Elementary	\$2,040.00
Thornton Elementary	\$1,485.00
West Elementary	\$4,775.00
Wimbish Elementary	\$2,040.00

CTS - TeacherStations	\$1,215.00
Annex I & II	\$1,215.00
REP -	\$270.00
Educational Enrichment Center	\$270.00
642.11.6399.01.838.12.0.00	\$1,525,304.70
ACHS Students 2018-2019	\$4,947.60
Arlington Collegiate High School	\$4,947.60
CTS -	\$53,830.00
Annex I & II	\$53,830.00
CTS - AV Project	\$86,994.89
Arlington High School	\$3,365.59
Bowie High School	\$5,933.57
Jones Academy	\$37,578.04
Key Elementary	\$3,222.74
Lamar High School	\$5,600.41
Martin High School	\$17,617.59
McNutt Elementary	\$455.29
Peach Elementary	\$4,236.90
Rankin Elementary	\$1,758.78
Sam Houston High School	\$2,254.04
Seguin High School	\$2,254.04
Sherrod Elementary	\$1,962.03
Wimbish Elementary	\$235.29
Workman Jr High	\$520.58
CTS - StudentStationPK	\$142,482.32
Amos Elementary	\$3,956.12
Anderson Elementary	\$5,934.18
Atherton Elementary	\$3,956.12
Bebensee Elementary	\$5,934.18
Beckham Elementary	\$1,978.06
Berry Elementary	\$5,934.18
Blanton Elementary	\$3,956.12
Bryant Elementary	\$3,956.12
Burgin Elementary	\$3,956.12
Crouch Elementary	\$3,956.12
Dunn Elementary	\$1,978.06
Ellis Elementary	\$3,956.12
Farrell Elementary	\$3,956.12
Fitzgerald Elementary	\$3,956.12
Foster Elementary	\$3,956.12
Goodman Elementary	\$3,956.12
Hale Elementary	\$3,956.12
Johns Elementary	\$5,934.18
Knox Elementary	\$1,978.06
Larson Elementary	\$1,978.06
Miller Elementary	\$1,978.06
Moore Elementary	\$1,978.06
Morton Elementary	\$5,934.18
Pearcy Elementary	\$1,978.06
Pope Elementary	\$1,978.06
Rankin Elementary	\$3,956.12
Remynse Elementary	\$1,978.06

Roark Elementary	\$3,956.12
Sherrod Elementary	\$5,934.18
Short Elementary	\$3,956.12
South Davis Elementary	\$4,018.12
Speer Elementary	\$3,956.12
Starrett Elementary	\$3,956.12
Swift Elementary	\$3,956.12
Webb Elementary	\$3,956.12
Williams Elementary	\$3,956.12
Wimbish Elementary	\$3,956.12
Wood Elementary	\$1,978.06
CTS - StudentStations	\$354,908.54
Annex I & II	\$15,000.00
Ashworth Elementary	\$10,426.68
Barnett Jr High	\$27,601.20
Beckham Elementary	\$11,932.16
Berry Elementary	\$15,137.28
Boles Jr High	\$24,534.40
Carter Jr High	\$44,468.60
Corey Academy	\$7,892.64
Crow Elementary	\$11,932.16
Dunn Elementary	\$14,026.50
Farrell Elementary	\$14,915.20
Goodman Elementary	\$13,409.72
Jones Academy	\$22,711.52
Larson Elementary	\$14,915.20
McNutt Elementary	\$936.60
Sherrod Elementary	\$13,409.72
Short Elementary	\$6,620.00
Wood Elementary	\$15,973.96
Workman Jr High	\$69,065.00
CTS - TeacherStations	\$2,400.00
Annex I & II	\$2,400.00
INFRA - DigitalSignage 2015-2016	\$5,050.38
Corey Academy	\$5,050.38
MHS STEM	\$8,660.25
Martin High School	\$8,660.25
MHS STEM 2018-2019	\$5,359.90
Martin High School	\$5,359.90
REP -	\$4,825.54
Educational Enrichment Center	\$2,161.60
Lamar High School	\$2,663.94
REP - Admin2018	\$12,620.69
Career & Technical Center	\$12,620.69
REP - C&T 2018	\$27,794.04
Arlington High School	\$12,328.10
Bowie High School	\$4,056.64
Lamar High School	\$3,676.33
Sam Houston High School	\$3,422.79
Seguin High School	\$4,310.18
REP - Printer Standard	\$5,166.00
McNutt Elementary	\$5,166.00

REP - TeacherStations	\$301,500.05
Amos Elementary	\$8,435.75
Annex I & II	\$12,180.00
Ashworth Elementary	\$9,876.00
Bailey Jr High	\$11,933.50
Barnett Jr High	\$11,581.50
Beckham Elementary	\$617.25
Berry Elementary	\$11,933.50
Blanton Elementary	\$1,028.75
Carter Jr High	\$16,254.25
Crouch Elementary	\$12,139.25
Crow Elementary	\$8,847.25
Duff Elementary	\$9,258.75
Dunn Elementary	\$10,287.50
Ellis Elementary	\$13,373.75
Fitzgerald Elementary	\$9,670.25
Foster Elementary	\$8,847.25
Hale Elementary	\$9,258.75
Hill Elementary	\$7,612.75
Johns Elementary	\$10,904.75
Kooken Educational Center	\$4,115.00
Larson Elementary	\$11,110.50
Miller Elementary	\$12,550.75
Moore Elementary	\$12,139.25
Seguin High School	\$3,909.25
Shackelford Jr High	\$11,727.75
Short Elementary	\$10,287.50
South Davis Elementary	\$10,287.50
Speer Elementary	\$11,110.50
Starrett Elementary	\$10,757.05
Swift Elementary	\$5,267.50
Webb Elementary	\$14,196.75
REP - TSDParts	\$17,228.25
Annex I & II	\$17,228.25
REP - TSDStock	\$20,749.25
Annex I & II	\$20,481.59
Seguin High School	\$267.66
SICC - MathCalc	\$307,809.00
Annex I & II	\$1,338.30
Arlington High School	\$8,029.80
Bailey Jr High	\$44,163.90
Barnett Jr High	\$36,134.10
Boles Jr High	\$33,457.50
Bowie High School	\$4,014.90
Carter Jr High	\$57,546.90
Ferguson Center	\$2,676.60
Gunn Jr High	\$2,676.60
Lamar High School	\$17,397.90
Nichols Jr High	\$28,104.30
Ousley Jr High	\$33,457.50
Sam Houston High School	\$4,014.90
Seguin High School	\$12,044.70

Shackelford Jr High	\$5,353.20
Workman Jr High	\$2,676.60
Young Jr High	\$14,721.30
TI Grant 2016-2017	\$148,238.45
Annex I & II	\$26,215.60
Bailey Jr High	\$21,412.80
Beckham Elementary	\$9,268.00
Berry Elementary	\$1,324.00
Boles Jr High	\$3,972.00
Bowie High School	\$4,638.29
Butler Elementary	\$2,648.00
Carter Jr High	\$987.52
Corey Academy	\$1,324.00
Duff Elementary	\$5,296.00
Farrell Elementary	\$1,324.00
Fitzgerald Elementary	\$2,648.00
Hill Elementary	\$1,324.00
Jones Academy	\$3,972.00
Larson Elementary	\$1,635.36
Little Elementary	\$3,128.72
McNutt Elementary	\$2,882.73
Miller Elementary	\$10,649.74
Moore Elementary	\$6,974.94
Morton Elementary	\$2,379.94
Peach Elementary	\$2,679.00
Pearcy Elementary	\$1,324.00
Sam Houston High School	\$2,324.44
Swift Elementary	\$1,324.00
West Elementary	\$4,000.00
Wimbish Elementary	\$1,324.00
Wood Elementary	\$4,941.94
Workman Jr High	\$9,268.00
Young Jr High	\$7,047.43
(blank)	\$14,739.55
Annex I & II	\$4,625.00
Arlington Collegiate High School	\$6,928.20
Larson Elementary	\$3,186.35
642.11.6399.20.838.12.0.00	\$5,769,845.41
ACHS Students 2018-2019	\$87,025.20
Arlington Collegiate High School	\$87,025.20
CTS - AV Project	\$1,852,101.02
Annex I & II	\$2,953.92
Ashworth Elementary	\$184,018.79
Barnett Jr High	\$2,460.08
Blanton Elementary	\$7,847.16
Bryant Elementary	\$4,377.26
Butler Elementary	\$7,073.03
Corey Academy	\$30,962.11
Crouch Elementary	\$191,595.25
Crow Elementary	\$4,175.79
Duff Elementary	\$154,730.04
Ferguson Center	\$4,781.64

Foster Elementary	\$161,956.57
Goodman Elementary	\$3,637.27
Hale Elementary	\$3,732.21
Johns Elementary	\$178,556.34
Jones Academy	\$10,069.36
Lamar High School	\$4,560.60
Larson Elementary	\$199,960.89
Little Elementary	\$1,970.45
Martin High School	\$8,022.88
McNutt Elementary	\$29,128.86
Miller Elementary	\$211,062.48
Peach Elementary	\$31,314.93
Sam Houston High School	\$15,022.16
Shackelford Jr High	\$170,120.64
Sherrod Elementary	\$3,284.01
Speer Elementary	\$175,528.81
Turning Point Jr High	\$2,052.50
Wimbish Elementary	\$4,063.57
Workman Jr High	\$43,081.42
CTS - AV Project	\$25,757.54
Farrell Elementary	\$11,524.21
Johns Elementary	\$14,233.33
CTS - StudentStationPK	\$410,256.00
Amos Elementary	\$11,396.00
Anderson Elementary	\$17,094.00
Atherton Elementary	\$11,396.00
Bebensee Elementary	\$17,094.00
Beckham Elementary	\$5,698.00
Berry Elementary	\$17,094.00
Blanton Elementary	\$11,396.00
Bryant Elementary	\$11,396.00
Burgin Elementary	\$11,396.00
Crouch Elementary	\$11,396.00
Dunn Elementary	\$5,698.00
Ellis Elementary	\$11,396.00
Farrell Elementary	\$11,396.00
Fitzgerald Elementary	\$11,396.00
Foster Elementary	\$11,396.00
Goodman Elementary	\$11,396.00
Hale Elementary	\$11,396.00
Johns Elementary	\$17,094.00
Knox Elementary	\$5,698.00
Larson Elementary	\$5,698.00
Miller Elementary	\$5,698.00
Moore Elementary	\$5,698.00
Morton Elementary	\$17,094.00
Pearcy Elementary	\$5,698.00
Pope Elementary	\$5,698.00
Rankin Elementary	\$11,396.00
Remyse Elementary	\$5,698.00
Roark Elementary	\$11,396.00
Sherrod Elementary	\$17,094.00

Short Elementary	\$11,396.00
South Davis Elementary	\$11,396.00
Speer Elementary	\$11,396.00
Starrett Elementary	\$11,396.00
Swift Elementary	\$11,396.00
Webb Elementary	\$11,396.00
Williams Elementary	\$11,396.00
Wimbish Elementary	\$11,396.00
Wood Elementary	\$5,698.00
CTS - Student Stations	\$1,144,800.00
Ashworth Elementary	\$28,552.00
Barnett Jr High	\$92,880.00
Beckham Elementary	\$33,024.00
Berry Elementary	\$40,592.00
Boles Jr High	\$82,560.00
Carter Jr High	\$149,640.00
Corey Academy	\$105,486.00
Crow Elementary	\$33,024.00
Dunn Elementary	\$75,800.00
Farrell Elementary	\$41,280.00
Goodman Elementary	\$36,808.00
Jones Academy	\$69,802.00
Larson Elementary	\$41,280.00
Sherrod Elementary	\$36,808.00
Wood Elementary	\$45,064.00
Workman Jr High	\$232,200.00
INFRA - Digital Signage 2015-2016	\$19,876.93
Jones Academy	\$9,927.29
McNutt Elementary	\$4,876.91
Peach Elementary	\$5,072.73
MHS STEM 2018-2019	\$94,277.30
Martin High School	\$94,277.30
REP -	\$73,569.20
Annex I & II	\$7,333.00
Educational Enrichment Center	\$11,644.00
Gunn Jr High	\$3,477.26
Lamar High School	\$44,209.05
Sam Houston High School	\$3,428.63
Workman Jr High	\$3,477.26
REP - Admin 2018	\$42,787.39
Adams Elementary	\$3,626.05
Anderson Elementary	\$2,175.63
Arlington High School	\$10,878.15
Bowie High School	\$725.21
Bryant Elementary	\$725.21
Butler Elementary	\$725.21
Hill Elementary	\$725.21
Key Elementary	\$725.21
Knox Elementary	\$2,900.84
Lamar High School	\$725.21
Morton Elementary	\$725.21
Remynse Elementary	\$725.21

Roark Elementary	\$2,175.63
Sam Houston High School	\$11,603.36
South Davis Elementary	\$1,450.42
Turning Point Secondary School	\$1,450.42
Wood Elementary	\$725.21
REP - C&T 2018	\$208,756.88
Bowie High School	\$77,203.62
Ferguson Center	\$6,598.60
Lamar High School	\$18,476.08
Martin High School	\$63,587.68
Seguin High School	\$42,890.90
REP - Lab	\$8,460.00
Educational Enrichment Center	\$8,460.00
REP - Printer Standard	\$5,544.84
Barnett Jr High	\$2,772.42
Rankin Elementary	\$2,772.42
REP - TeacherStations	\$1,038,003.98
A Time to Love Learning Center	\$632.26
Allstars Learning Center	\$632.26
Ameen People Montessori	\$632.26
Amos Elementary	\$33,517.22
Arlington II Child Care Associates	\$632.26
Ashworth Elementary	\$35,239.52
Bailey Jr High	\$48,948.42
Barnett Jr High	\$15,615.60
Beckham Elementary	\$9,503.56
Berry Elementary	\$39,725.86
Blanton Elementary	\$3,108.04
Carter Jr High	\$66,174.26
Children's Place	\$632.26
Childtime	\$632.26
Crouch Elementary	\$42,300.90
Crow Elementary	\$33,182.96
Destiny Academy	\$1,264.52
Duff Elementary	\$32,412.48
Dunn Elementary	\$37,763.78
Ellis Elementary	\$44,769.42
Fitzgerald Elementary	\$32,131.48
Foster Elementary	\$35,239.52
Grace Lutheran	\$632.26
Hale Elementary	\$34,953.74
Hill Elementary	\$28,800.66
Humpty Dumpty	\$632.26
Inspiring Generations Academy	\$632.26
Johns Elementary	\$41,339.34
Kid's Community Preschool & Daycare #1	\$632.26
Kid's Community Preschool & Daycare #2	\$632.26
Kookan Educational Center	\$15,225.20
Larson Elementary	\$39,035.56
Madinah Academy	\$632.26
Miller Elementary	\$41,966.64
Moore Elementary	\$44,364.90

Peach Elementary	\$1,720.00
Seguin High School	\$22,543.94
Shackelford Jr High	\$45,077.16
Short Elementary	\$33,793.26
South Davis Elementary	\$38,691.56
Speer Elementary	\$41,746.34
Starrett Elementary	\$36,400.00
Transforming Lives	\$632.26
Tucker Child Development Center	\$632.26
Upbringing in a Better Way	\$632.26
Webb Elementary	\$51,331.98
YET Center (Salvation Army)	\$632.26
REP - TSDStock	\$143,737.10
Annex I & II	\$140,263.10
Williams Elementary	\$3,474.00
REP -AdminReplacement	\$3,176.00
Admin. Bldg - J W Counts	\$3,176.00
TA -	\$484.00
Annex V (Enterprise Cntr)	\$484.00
TA - Technology Access	\$3,079.95
Admin. Bldg - J W Counts	\$3,079.95
TI Grant 2016-2017	\$523,981.43
Arlington High School	\$16,292.50
Bailey Jr High	\$11,637.50
Beckham Elementary	\$33,906.00
Berry Elementary	\$10,641.82
Blanton Elementary	\$9,474.04
Boles Jr High	\$21,589.50
Bowie High School	\$10,859.01
Butler Elementary	\$11,894.00
Carter Jr High	\$1,295.00
Corey Academy	\$8,431.95
Duff Elementary	\$28,954.75
Farrell Elementary	\$3,108.00
Fitzgerald Elementary	\$13,727.00
Hill Elementary	\$6,035.00
Jones Academy	\$23,310.00
Larson Elementary	\$6,162.75
Little Elementary	\$16,238.99
McNutt Elementary	\$36,047.69
Miller Elementary	\$55,971.02
Moore Elementary	\$25,481.68
Morton Elementary	\$11,417.00
Peach Elementary	\$22,271.76
Pearcy Elementary	\$9,693.00
Sam Houston High School	\$8,562.00
Seguin High School	\$6,912.00
Speer Elementary	\$11,818.00
Swift Elementary	\$3,108.00
West Elementary	\$1,295.00
Wimbish Elementary	\$14,220.00
Wood Elementary	\$19,328.98

Workman Jr High	\$39,204.00
Young Jr High	\$25,093.49
(blank)	\$84,170.65
Anderson Elementary	\$3,477.26
Annex I & II	\$2,600.00
Annex V (Enterprise Cntr)	\$200.67
Arlington Collegiate High School	\$68,284.08
Ousley Jr High	\$4,424.64
Seguin High School	\$5,184.00
642.11.6399.12.838.12.0.00	\$3,783.74
CTS - AV Project	\$3,783.74
Hill Elementary	\$3,783.74
642.53.6249.00.838.12.0.00	\$108,940.03
CTS - AV Project	\$4,829.53
Annex I & II	\$1,150.00
Sam Houston High School	\$3,679.53
CTS - StudentStationPK	\$24,192.00
Amos Elementary	\$672.00
Anderson Elementary	\$1,008.00
Atherton Elementary	\$672.00
Bebensee Elementary	\$1,008.00
Beckham Elementary	\$336.00
Berry Elementary	\$1,008.00
Blanton Elementary	\$672.00
Bryant Elementary	\$672.00
Burgin Elementary	\$672.00
Crouch Elementary	\$672.00
Dunn Elementary	\$336.00
Ellis Elementary	\$672.00
Farrell Elementary	\$672.00
Fitzgerald Elementary	\$672.00
Foster Elementary	\$672.00
Goodman Elementary	\$672.00
Hale Elementary	\$672.00
Johns Elementary	\$1,008.00
Knox Elementary	\$336.00
Larson Elementary	\$336.00
Miller Elementary	\$336.00
Moore Elementary	\$336.00
Morton Elementary	\$1,008.00
Pearcy Elementary	\$336.00
Pope Elementary	\$336.00
Rankin Elementary	\$672.00
Remynse Elementary	\$336.00
Roark Elementary	\$672.00
Sherrod Elementary	\$1,008.00
Short Elementary	\$672.00
South Davis Elementary	\$672.00
Speer Elementary	\$672.00
Starrett Elementary	\$672.00
Swift Elementary	\$672.00
Webb Elementary	\$672.00

Williams Elementary	\$672.00
Wimbish Elementary	\$672.00
Wood Elementary	\$336.00
CTS - StudentStations	\$61,474.00
Ashworth Elementary	\$1,950.00
Barnett Jr High	\$5,580.00
Beckham Elementary	\$2,240.00
Berry Elementary	\$2,780.00
Boles Jr High	\$4,960.00
Carter Jr High	\$8,990.00
Crow Elementary	\$2,240.00
Dunn Elementary	\$1,584.00
Farrell Elementary	\$2,800.00
Goodman Elementary	\$2,510.00
Jones Academy	\$3,510.00
Larson Elementary	\$2,800.00
Sherrod Elementary	\$2,510.00
Wood Elementary	\$3,070.00
Workman Jr High	\$13,950.00
REP -	\$300.00
Educational Enrichment Center	\$300.00
TI Grant 2016-2017	\$18,026.00
Annex I & II	\$18,026.00
(blank)	\$118.50
Annex I & II	\$118.50
643.11.6399.01.838.I2.0.00	\$951,997.91
CTS - AV Project	\$10,705.21
Bailey Jr High	\$570.90
Berry Elementary	\$600.83
Bryant Elementary	\$2,335.56
Ditto Elementary	\$4,545.88
Larson Elementary	\$879.34
Miller Elementary	\$941.16
Roark Elementary	\$601.54
Turning Point Jr High	\$230.00
Workman Jr High	\$0.00
CTS - C&T 2018	\$6,803.10
Career & Technical Center	\$3,000.00
Sam Houston High School	\$3,803.10
CTS - StudentStations	\$42,784.12
Boles Jr High	\$4,876.04
Corey Academy	\$1,355.00
Dunn Elementary	\$1,378.00
Ferguson Center	\$4,065.00
Short Elementary	\$15,641.48
Williams Elementary	\$15,468.60
CTS - StudentStations K-2nd. Grade	\$588,206.88
Amos Elementary	\$9,170.80
Anderson Elementary	\$12,052.64
Ashworth Elementary	\$11,004.96
Atherton Elementary	\$12,839.12
Bebensee Elementary	\$12,052.64

Beckham Elementary	\$11,004.96
Berry Elementary	\$12,839.12
Blanton Elementary	\$12,052.64
Bryant Elementary	\$7,336.64
Burgin Elementary	\$16,507.44
Career & Technical Center	\$103,076.60
Crouch Elementary	\$16,507.44
Crow Elementary	\$12,839.12
Ellis Elementary	\$15,065.80
Farrell Elementary	\$11,004.96
Fitzgerald Elementary	\$5,502.48
Foster Elementary	\$12,052.64
Goodman Elementary	\$9,170.80
Hale Elementary	\$12,839.12
Hill Elementary	\$10,546.06
Johns Elementary	\$12,052.64
Key Elementary	\$10,546.06
Knox Elementary	\$14,673.28
Larson Elementary	\$16,507.44
Miller Elementary	\$12,839.12
Moore Elementary	\$14,673.28
Morton Elementary	\$15,065.80
Pearcy Elementary	\$9,170.80
Pope Elementary	\$11,004.96
Rankin Elementary	\$12,839.12
Remyse Elementary	\$12,839.12
Roark Elementary	\$11,004.96
Sherrod Elementary	\$11,004.96
South Davis Elementary	\$15,065.80
Speer Elementary	\$14,673.28
Starrett Elementary	\$9,039.48
Swift Elementary	\$9,170.80
Webb Elementary	\$12,052.64
Williams Elementary	\$12,839.12
Wimbish Elementary	\$12,839.12
Wood Elementary	\$12,839.12
MHS STEM 2018-2019	\$16,089.30
Martin High School	\$16,089.30
REP -	\$7,023.00
Arlington High School	\$1,170.50
Bowie High School	\$1,170.50
Lamar High School	\$1,170.50
Martin High School	\$1,170.50
Sam Houston High School	\$1,170.50
Seguin High School	\$1,170.50
REP - C&T 2018	\$9,884.05
Arlington High School	\$122.76
Martin High School	\$9,761.29
REP - Labs Boles JHS 2018	\$16,893.09
Boles Jr High	\$16,893.09
REP - TeacherStations	\$5,531.76
Wimbish Elementary	\$5,531.76

REP - TeacherStations Adams 2018	\$9,412.04
Adams Elementary	\$9,412.04
REP - TSDParts	\$18,051.10
Annex I & II	\$15,042.75
Callaway Bldg (Annex IV)	\$277.50
Career & Technical Center	\$2,730.85
REP - TSDStock	\$10,638.00
Annex I & II	\$10,638.00
REP -AdminReplacement	\$9,966.63
Annex I & II	\$1,069.55
Annex V (Enterprise Cntr)	\$8,770.31
Plant Maint. & Operation - Gen	\$126.77
TI Grant 2017-2018	\$134,769.62
Annex I & II	\$7,916.48
Arlington High School	\$1,577.98
Bailey Jr High	\$2,973.40
Beckham Elementary	\$3,824.57
Boles Jr High	\$10,832.80
Burgin Elementary	\$2,202.50
Butler Elementary	\$2,762.26
Corey Academy	\$1,773.34
Duff Elementary	\$11,910.97
Dunn Elementary	\$1,773.34
Foster Elementary	\$1,773.34
Gunn Jr High	\$4,832.44
Hale Elementary	\$3,898.75
Hill Elementary	\$2,654.35
Knox Elementary	\$1,646.77
Little Elementary	\$1,126.00
Martin High School	\$1,676.80
McNutt Elementary	\$1,663.02
Miller Elementary	\$2,223.59
Morton Elementary	\$569.95
Ousley Jr High	\$1,355.00
Peach Elementary	\$4,113.09
Pearcy Elementary	\$1,548.08
Seguin High School	\$5,575.33
Sherrod Elementary	\$3,124.02
Short Elementary	\$8,993.12
Starrett Elementary	\$2,931.42
Thornton Elementary	\$5,165.67
Webb Elementary	\$7,168.54
West Elementary	\$3,860.86
Wood Elementary	\$10,869.36
Young Jr High	\$10,452.48
(blank)	\$65,240.01
Annex I & II	\$1,649.95
Annex V (Enterprise Cntr)	\$45,086.40
Arlington Collegiate High School	\$145.89
Arlington High School	\$1,021.23
Bailey Jr High	\$583.56
Barnett Jr High	\$583.56

Boles Jr High	\$437.67
Bowie High School	\$583.56
Career & Technical Center	\$684.76
Carter Jr High	\$729.45
Ferguson Center	\$437.67
Gunn Jr High	\$291.78
Lamar High School	\$1,167.12
Martin High School	\$583.56
Nichols Jr High	\$875.34
Ousley Jr High	\$583.56
Sam Houston High School	\$1,458.90
Seguin High School	\$437.67
Shackelford Jr High	\$437.67
Turning Point Secondary School	\$5,564.14
Workman Jr High	\$1,167.12
Young Jr High	\$729.45
643.11.6399.20.838.12.0.00	\$8,718,945.69
Ag Center	\$39.95
Agriculture Center	\$39.95
AV Project - Sequin HS	\$29,990.00
Seguin High School	\$29,990.00
AV System Project	\$69,810.11
Annex V (Enterprise Cntr)	\$5,771.48
Ellis Elementary	\$12,873.48
Peach Elementary	\$26,702.20
Sam Houston High School	\$4,603.95
South Davis Elementary	\$19,859.00
CTE Center	\$7,081.04
Career & Technical Center	\$7,081.04
CTS - AV Project	\$3,406,145.56
Amos Elementary	\$7,271.82
Arlington High School	\$8,369.40
Bailey Jr High	\$175,615.75
Barnett Jr High	\$193,404.72
Berry Elementary	\$178,237.39
Blanton Elementary	\$11,767.84
Boles Jr High	\$32,147.78
Bowie High School	\$8,369.40
Burgin Elementary	\$9,552.55
Callaway Bldg (Annex IV)	\$12,213.63
Career & Technical Center	\$9,130.41
Carter Jr High	\$206,557.67
Crouch Elementary	\$7,478.60
Crow Elementary	\$148,834.41
Ditto Elementary	\$148,498.20
Duff Elementary	\$51,366.88
Ellis Elementary	\$185,193.49
Fitzgerald Elementary	\$162,835.51
Foster Elementary	\$6,417.26
Knox Elementary	\$5,045.14
Kookan Educational Center	\$66,227.19
Lamar High School	\$8,369.40

Larson Elementary	\$3,730.41
Moore Elementary	\$223,599.38
Pearcy Elementary	\$2,003.64
Roark Elementary	\$608.11
Sam Houston High School	\$27,294.55
Seguin High School	\$11,346.53
Shackelford Jr High	\$1,781.60
Sherrod Elementary	\$8,466.35
Short Elementary	\$170,161.86
South Davis Elementary	\$181,457.34
Speer Elementary	\$185,823.21
Starrett Elementary	\$163,668.94
Swift Elementary	\$159,183.70
Thornton Elementary	\$17,750.67
Turning Point Secondary School	\$27,787.90
Webb Elementary	\$214,239.30
West Elementary	\$183,489.35
Young Jr High	\$180,848.28
CTS - C&T 2018	\$112,570.50
Career & Technical Center	\$43,512.60
Lamar High School	\$21,756.30
Sam Houston High School	\$47,301.60
CTS - StudentStations	\$165,103.84
Boles Jr High	\$17,080.00
Corey Academy	\$4,048.00
Ferguson Center	\$16,560.00
Miller Elementary	\$11,767.84
Short Elementary	\$71,488.00
Williams Elementary	\$44,160.00
CTS - StudentStations K-2nd. Grade	\$2,320,366.00
Amos Elementary	\$41,140.00
Anderson Elementary	\$65,824.00
Ashworth Elementary	\$49,368.00
Atherton Elementary	\$57,596.00
Bebensee Elementary	\$65,854.00
Beckham Elementary	\$49,368.00
Berry Elementary	\$57,596.00
Blanton Elementary	\$65,824.00
Bryant Elementary	\$32,912.00
Burgin Elementary	\$74,052.00
Crouch Elementary	\$74,052.00
Crow Elementary	\$57,596.00
Ellis Elementary	\$82,280.00
Farrell Elementary	\$49,368.00
Fitzgerald Elementary	\$24,684.00
Foster Elementary	\$65,824.00
Goodman Elementary	\$41,140.00
Hale Elementary	\$57,596.00
Hill Elementary	\$57,596.00
Johns Elementary	\$65,824.00
Key Elementary	\$57,596.00
Knox Elementary	\$65,824.00

Larson Elementary	\$74,052.00
Miller Elementary	\$57,596.00
Moore Elementary	\$65,824.00
Morton Elementary	\$82,280.00
Pearcy Elementary	\$41,140.00
Pope Elementary	\$49,388.00
Rankin Elementary	\$57,596.00
Remynse Elementary	\$57,596.00
Roark Elementary	\$49,368.00
Sherrod Elementary	\$49,368.00
South Davis Elementary	\$82,280.00
Speer Elementary	\$65,824.00
Starrett Elementary	\$49,368.00
Swift Elementary	\$41,160.00
Webb Elementary	\$65,824.00
Williams Elementary	\$57,596.00
Wimbish Elementary	\$57,596.00
Wood Elementary	\$57,596.00
REP -	\$475,634.42
Annex III	\$6,945.18
Arlington High School	\$112,140.00
Bowie High School	\$66,568.32
Educational Enrichment Center	\$6,313.80
Gunn Jr High	\$18,941.40
Lamar High School	\$26,160.00
Martin High School	\$74,008.46
Plant Maint. & Operation - Gen	\$5,051.04
Sam Houston High School	\$121,350.00
Seguin High School	\$26,160.00
Transportation	\$2,525.52
Turning Point Secondary School	\$9,470.70
REP - C&T 2017	\$22,704.05
Bowie High School	\$7,674.05
Martin High School	\$15,030.00
REP - C&T 2018	\$385,294.80
Arlington High School	\$103,061.92
Bowie High School	\$50,455.04
Lamar High School	\$45,724.88
Martin High School	\$89,873.04
Sam Houston High School	\$42,571.44
Seguin High School	\$53,608.48
REP - Labs Boles JHS 2018	\$43,118.08
Boles Jr High	\$43,118.08
REP - Printer Standard	\$507,110.00
Amos Elementary	\$35,970.00
Boles Jr High	\$40,486.00
Bowie High School	\$69,968.00
Career & Technical Center	\$65,087.00
Corey Academy	\$34,984.00
Crouch Elementary	\$40,486.00
Educational Enrichment Center	\$7,474.00
Fitzgerald Elementary	\$3,737.00

Gunn Jr High	\$38,721.00
Jones Academy	\$11,990.00
Rankin Elementary	\$32,233.00
West Elementary	\$44,223.00
Workman Jr High	\$42,251.00
Young Jr High	\$39,500.00
REP - TeacherStations Adams 2018	\$31,909.24
Adams Elementary	\$31,909.24
REP - TSDStock	\$89,777.50
Annex I & II	\$88,305.50
Career & Technical Center	\$1,472.00
REP -AdminReplacement	\$80,437.92
Admin. Bldg - J W Counts	\$29,064.35
Annex I & II	\$10,916.88
Annex V (Enterprise Cntr)	\$30,996.37
Career & Technical Center	\$7,883.60
Plant Maint. & Operation - Gen	\$1,576.72
Stock-New Job Positions 2018-19	\$36,260.50
Career & Technical Center	\$36,260.50
TI Grant 2017-2018	\$727,487.18
Arlington High School	\$6,380.21
Bailey Jr High	\$27,681.30
Beckham Elementary	\$42,135.00
Boles Jr High	\$66,671.30
Burgin Elementary	\$11,820.00
Butler Elementary	\$13,952.89
Corey Academy	\$9,724.00
Ditto Elementary	\$4,351.26
Duff Elementary	\$95,632.00
Dunn Elementary	\$9,724.00
Foster Elementary	\$9,724.00
Gunn Jr High	\$16,560.00
Hale Elementary	\$38,896.00
Hill Elementary	\$27,761.26
Knox Elementary	\$24,242.00
Martin High School	\$7,480.00
McNutt Elementary	\$7,178.00
Miller Elementary	\$11,820.00
Morton Elementary	\$4,351.26
Peach Elementary	\$24,508.00
Pearcy Elementary	\$18,569.68
Seguin High School	\$29,667.00
Shackelford Jr High	\$2,850.00
Sherrod Elementary	\$8,668.00
Short Elementary	\$32,221.00
Starrett Elementary	\$15,198.00
Thornton Elementary	\$18,340.00
Webb Elementary	\$20,544.00
West Elementary	\$35,026.72
Wood Elementary	\$30,544.00
Young Jr High	\$55,266.30
(blank)	\$208,105.00

Admin. Bldg - J W Counts	\$9,529.08
Anderson Elementary	\$26,731.00
Annex I & II	\$4,968.00
Annex V (Enterprise Cntr)	\$448.00
Blanton Elementary	\$26,731.00
Bowie High School	\$5,502.00
Career & Technical Center	\$47,249.70
Carter Jr High	\$300.00
Hale Elementary	\$8,825.88
Lamar High School	\$336.54
McNutt Elementary	\$36,769.00
Patrick Elementary	\$38,721.00
Shackelford Jr High	\$1,693.80
Sherrod Elementary	\$300.00
643.53.6249.00.838.I2.0.00	\$126,340.17
CTS - AV Project	\$34,962.42
Amos Elementary	\$325.00
Bailey Jr High	\$3,029.30
Bebensee Elementary	\$3,305.61
Beckham Elementary	\$2,671.52
Boles Jr High	\$8,662.47
Bryant Elementary	\$2,658.92
Career & Technical Center	\$280.56
Corey Academy	\$4,302.34
Goodman Elementary	\$250.00
Hill Elementary	\$650.00
Johns Elementary	\$499.47
Larson Elementary	\$1,134.99
Little Elementary	\$1,422.40
Sherrod Elementary	\$353.85
Turning Point Secondary School	\$5,415.99
Williams Elementary	\$0.00
CTS - StudentStations	\$5,260.00
Boles Jr High	\$755.00
Short Elementary	\$1,955.00
Williams Elementary	\$2,550.00
CTS - StudentStations K-2nd. Grade	\$69,090.00
Career & Technical Center	\$69,090.00
TI Grant 2017-2018	\$15,600.00
Career & Technical Center	\$15,600.00
(blank)	\$1,427.75
Annex I & II	\$296.25
Career & Technical Center	\$276.50
Ferguson Center	\$855.00
643.81.6639.00.838.I2.0.00	\$30,919.38
Broadcast Room	\$10,749.68
McNutt Elementary	\$5,383.84
Peach Elementary	\$5,365.84
(blank)	\$20,169.70
McNutt Elementary	\$10,084.85
Peach Elementary	\$10,084.85
Grand Total	\$47,854,404.64

Network Services Bond Expenditures

Spent		\$ 15,851,264	\$ 4,360,153	\$ 2,527,044	\$ 6,317,685	\$ 2,646,382	\$ 120,043
Total			640 (14-15)	641 (15-16)	642 (16-17)	643 (17-18)	644 (18-19)
Loc	Campus	Amount	Amount	Amount	Amount	Amount	Amount
001	Arlington	\$ 190,611	\$ 26,015	\$ 36,362	\$ 31,355	\$ 96,879	\$ -
004	Bowie	\$ 247,728	\$ 31,058	\$ 48,770	\$ 31,355	\$ 136,544	\$ 3,525
003	Lamar	\$ 87,240	\$ -	\$ 13,445	\$ 31,355	\$ 42,440	\$ 20,000
005	Martin	\$ 79,798	\$ -	\$ 19,627	\$ 31,355	\$ 28,816	\$ -
002	Sam Houston	\$ 210,187	\$ 126,649	\$ 47,607	\$ 31,355	\$ 4,575	\$ 1,285
009	Seguin	\$ 216,251	\$ -	\$ 8,039	\$ 31,355	\$ 176,857	\$ -
007	Turning Pt HS	\$ 78,502	\$ 78,052	\$ -	\$ -	\$ 450	\$ -
006	Venture	\$ 5,562	\$ 180	\$ 5,382	\$ -	\$ -	\$ -
012	CTC	\$ 24,629	\$ -	\$ 8,038	\$ -	\$ 16,592	\$ -
013	Ag Science	\$ 2,235	\$ -	\$ -	\$ -	\$ 2,235	\$ -
045	Bailey	\$ 28,310	\$ 1,669	\$ 2,340	\$ -	\$ 24,301	\$ -
052	Barnett	\$ 11,672	\$ -	\$ 11,672	\$ -	\$ -	\$ -
051	Boles	\$ 31,130	\$ 977	\$ 837	\$ -	\$ 29,317	\$ -
041	Carter	\$ 166,276	\$ 34,587	\$ 95,178	\$ -	\$ 36,512	\$ -
056	Ferguson	\$ 179,401	\$ 690	\$ 91,299	\$ -	\$ 87,412	\$ -
047	Gunn	\$ 30,140	\$ 240	\$ -	\$ -	\$ 29,900	\$ -
053	Nichols	\$ 15,391	\$ 2,566	\$ 8,926	\$ -	\$ 3,899	\$ -
055	Ousley	\$ 49,572	\$ 3,547	\$ 5,052	\$ -	\$ 40,973	\$ -
048	Shackelford	\$ 52,799	\$ 563	\$ 32,910	\$ -	\$ 19,326	\$ -
054	Turning Pt JH	\$ 105,141	\$ 81,171	\$ -	\$ -	\$ 23,970	\$ -
050	Workman	\$ 121,960	\$ 27,881	\$ 37,708	\$ -	\$ 56,372	\$ 34,638
049	Young	\$ 47,350	\$ 565	\$ 11,802	\$ -	\$ 34,983	\$ -
161	Adams	\$ 95	\$ -	\$ -	\$ -	\$ 95	\$ -
124	Amos	\$ 101,034	\$ 89,892	\$ 10,682	\$ -	\$ 460	\$ -
160	Anderson	\$ 83,981	\$ 18,473	\$ 65,508	\$ -	\$ -	\$ -
149	Ashworth	\$ 73,337	\$ 20,129	\$ 8,510	\$ -	\$ 44,698	\$ -
132	Atherton	\$ 142,307	\$ 110,847	\$ 1,560	\$ -	\$ 29,900	\$ -
141	Bebensee	\$ 141,780	\$ 124,444	\$ 16,904	\$ -	\$ 432	\$ -
158	Beckham	\$ 16,795	\$ 16,795	\$ -	\$ -	\$ -	\$ -
101	Berry	\$ 102,232	\$ -	\$ 102,097	\$ -	\$ 135	\$ 2,506
102	Blanton	\$ 115,768	\$ 115,768	\$ -	\$ -	\$ -	\$ -
147	Bryant	\$ 34,338	\$ 120	\$ 1,050	\$ -	\$ 33,168	\$ -
155	Burgin	\$ 84,463	\$ 75,277	\$ 9,186	\$ -	\$ -	\$ -
129	Butler	\$ 31,019	\$ 408	\$ 26,800	\$ -	\$ 3,810	\$ 31,518
137	Corey	\$ 34,215	\$ -	\$ 32,937	\$ -	\$ 1,279	\$ -
150	Crouch	\$ 77,109	\$ 70,986	\$ 3,000	\$ -	\$ 3,123	\$ -
103	Crow	\$ 97,537	\$ 94,605	\$ 2,383	\$ -	\$ 549	\$ -
130	Ditto	\$ 87,573	\$ 28,322	\$ 26,800	\$ -	\$ 32,450	\$ -
104	Duff	\$ 92,984	\$ 28,899	\$ 33,348	\$ -	\$ 30,737	\$ -
125	Dunn	\$ 78,580	\$ 27,394	\$ 47,432	\$ -	\$ 3,755	\$ -
142	Ellis	\$ 86,076	\$ 39,469	\$ 46,607	\$ -	\$ -	\$ -

143 Farrell	\$ 19,977	\$ 17,138	\$ -	\$ -	\$ 2,839	\$ -
136 Fitzgerald	\$ 25,675	\$ 22,399	\$ -	\$ -	\$ 3,276	\$ -
126 Foster	\$ 103,120	\$ 82,219	\$ 18,780	\$ -	\$ 2,120	\$ -
119 Goodman	\$ 92,140	\$ 21,395	\$ 68,687	\$ -	\$ 2,059	\$ -
153 Hale	\$ 41,405	\$ 1,680	\$ 39,725	\$ -	\$ -	\$ -
117 Hill	\$ 34,026	\$ -	\$ 34,026	\$ -	\$ -	\$ -
121 Johns	\$ 94,748	\$ 17,494	\$ 77,254	\$ -	\$ -	\$ -
163 Jones	\$ 105,952	\$ -	\$ 41,380	\$ 8,140	\$ 56,432	\$ 3,991
128 Key	\$ 58,675	\$ 25,672	\$ 33,003	\$ -	\$ -	\$ -
157 Knox	\$ 149,805	\$ 2,070	\$ 76,963	\$ -	\$ 70,772	\$ -
107 Kooken	\$ 87,786	\$ -	\$ 50,880	\$ -	\$ 36,906	\$ -
151 Larson	\$ 28,305	\$ 18,079	\$ 9,776	\$ -	\$ 450	\$ -
146 Little	\$ 85,118	\$ 26,296	\$ 29,601	\$ -	\$ 29,222	\$ -
165 McNutt	\$ 7,189	\$ -	\$ 6,379	\$ -	\$ 810	\$ -
135 Miller	\$ 6,693	\$ -	\$ 6,693	\$ -	\$ -	\$ -
144 Moore	\$ 86,834	\$ 32,215	\$ 26,526	\$ -	\$ 28,093	\$ -
131 Morton	\$ 122,230	\$ 89,404	\$ 2,926	\$ -	\$ 29,900	\$ -
162 Patrick	\$ -	\$ -	\$ -	\$ -	\$ -	\$ -
164 Peach	\$ 8,825	\$ -	\$ 8,825	\$ -	\$ -	\$ -
154 Percy	\$ 7,447	\$ 7,447	\$ -	\$ -	\$ -	\$ -
120 Pope	\$ 90,494	\$ 16,284	\$ 74,210	\$ -	\$ -	\$ -
109 Rankin	\$ 58,945	\$ 8,168	\$ 50,552	\$ -	\$ 225	\$ 1,665
159 Remynse	\$ 111,508	\$ 108,700	\$ 2,808	\$ -	\$ -	\$ -
110 Roark	\$ 69,575	\$ 22,986	\$ 45,710	\$ -	\$ 879	\$ -
134 Sherrod	\$ 123,947	\$ 116,896	\$ 7,050	\$ -	\$ -	\$ -
123 Short	\$ 145,094	\$ 131,427	\$ 13,668	\$ -	\$ -	\$ -
111 South Davis	\$ 120,717	\$ 7,458	\$ 113,151	\$ -	\$ 108	\$ -
112 Speer	\$ 93,461	\$ 14,681	\$ 74,037	\$ -	\$ 4,744	\$ -
140 Starrett	\$ 17,569	\$ 14,446	\$ -	\$ -	\$ 3,123	\$ -
113 Swift	\$ 145,987	\$ 112,530	\$ 30,073	\$ -	\$ 3,384	\$ -
114 Thornton	\$ 96,403	\$ 30,376	\$ 65,155	\$ -	\$ 873	\$ 1,813
148 Webb	\$ 139,090	\$ 129,488	\$ 7,955	\$ -	\$ 1,647	\$ -
152 West	\$ 26,279	\$ 16,212	\$ 9,167	\$ -	\$ 900	\$ -
145 Williams	\$ 144,252	\$ 139,646	\$ 4,606	\$ -	\$ -	\$ -
116 Wimbish	\$ 152,716	\$ 143,967	\$ 8,749	\$ -	\$ -	\$ -
133 Wood	\$ 3,334	\$ 180	\$ 3,154	\$ -	\$ -	\$ -
915 Admin Locations	\$ 4,027	\$ 480	\$ -	\$ -	\$ 3,547	\$ -
901 Service Ctr	\$ -	\$ -	\$ -	\$ -	\$ -	\$ -
922 Annex 4	\$ -	\$ -	\$ -	\$ -	\$ -	\$ -
924 PDC	\$ -	\$ -	\$ -	\$ -	\$ -	\$ -
927 600 New York	\$ -	\$ -	\$ -	\$ -	\$ -	\$ 2,640
991 Little Rd Annex	\$ -	\$ -	\$ -	\$ -	\$ -	\$ -
923 Enterprise	\$ -	\$ -	\$ -	\$ -	\$ -	\$ -
993 Food Srv Ware.	\$ -	\$ -	\$ -	\$ -	\$ -	\$ -
199 Other Locations	\$ 33,559	\$ 23,749	\$ 6,698	\$ -	\$ 3,112	\$ -
201 Data Centers	\$ 299,285	\$ 207,806	\$ 24,908	\$ -	\$ 66,571	\$ -
202 CTC Data Center	\$ 5,424,252	\$ -	\$ 134,366	\$ 5,253,716	\$ 36,170	\$ -

999 District-wide	\$ 3,921,712	\$ 1,472,929	\$ 399,810	\$ 867,697	\$ 1,181,275	\$ 16,463
Admin Locations	\$ 4,027	\$ 480	\$ -	\$ -	\$ 3,547	\$ -

TRANSPORTATION





TO: Cindy Powell
Chief Financial Officer

FROM: Tim Collins
Director of Transportation

DATE: October 31, 2018

Re: Updates-Bond Oversight Committee

- 2017/2018 bus purchases approved by the board were for 20 buses (3 diesel regular education buses, 17 propane Special Education buses) at a total cost of **\$2,160,272.00**
- We have taken delivery of the 3 regular education and 17 Special Education buses.
- The Transportation staff continues to look for grant opportunities going forward.
- 2017/2018 white fleet purchases approved by the board were for 25 vehicles.
- Of the 25 white fleet vehicles ordered, 15 have been delivered:
 - 1 - Suburban (**Transportation**)
 - 3 - ½ ton King Cab Truck (**Security**)
 - 4 - SUV- Equinox (**Security**)
 - 1 - ½ ton Straight Truck (**Environmental**)
 - 1 - Service Van (**HVAC**)
 - 1 - ½ ton Straight Truck (**Plumbing**)
 - 1 - ¾ ton van (**Laundry**)
 - 1 - ¾ ton van (**HVAC**)
 - 1- ½ ton truck (**General Maintenance**)
 - 1- 1 Ton KUV Van (**Plumbing**)

- We expect delivery of the remaining 10 vehicles by mid-December
-

Anticipated vehicle purchases for the 2018/19 Bond year are as follows:

- Purchase and replacement of 8 diesel regular ed. buses
- Purchase of 7 SPED diesel buses, replacing 3 buses and retaining 2 that are in good condition.
- Purchase and replacement of 25 white fleet vehicles.

Quotes are being obtained at this time and an anticipated vehicle order for the vehicles is planned before the winter break.

FACILITIES





TO: Cindy Powell
Chief Financial Officer

FROM: Tammy Craig
Director of Purchasing

DATE: August 16, 2018

RE: **CSP 18-71 Ashworth Elementary and Bowie High School Renovations Project**

Competitive Sealed Proposal **18-71** is for the construction services of Ashworth Elementary and Bowie High School Renovations Project funded from the 2014 Bond Program. Four proposals were received in response to the CSP. Attached is a recommendation letter from William Kelly Horn, Executive Director of Plant Services, a letter from the Architect and an evaluation summary.

It is recommended that the contract be awarded per the recommendation.

cc: Tony Drollinger
Executive Director of Finance



MEMORANDUM

TO: Cindy Powell, Chief Financial Officer
FROM: Wm. Kelly Horn, Executive Director of Plant Service
DATE: August 16, 2018
SUBJECT: Competitive Sealed Proposal for Renovation, Condition Deficiency, and Life Cycle Improvements for Bowie High School and Ashworth Elementary School

The District approved renovations, condition deficiency, and life cycle improvements for Bowie HS and Ashworth ES as a part of the 2014 Bond program. Additionally, the Board of Trustees approved PBK Architects (PBK) as the design professional and approved Competitive Sealed Proposal (CSP) as the method of construction procurement for the project.

The project architect, PBK, completed the construction documents and the District requested proposals. Notification of the request for CSP was sent to local contractors, area chambers of commerce and contractors on a list supplied by the DFW Minority Business Council. Notice of the request for CSP was also advertised in accordance with state law.

Proposals were received from four general contractors:

Adolfson & Peterson Construction
Big Sky Construction Co., Inc.
Imperial Construction
Phillips May Corporation

Competitive Sealed Proposals received from the proposers were evaluated based criteria published in the CSP document:

Price	35%
Qualifications	40%
HUB Participation	10%

An evaluation committee consisting of the Chief Financial Officer, Executive Director of Plant Services, Director of Facility Planning and Construction, the Senior Project Manager, Project Manager, and the Design Architect completed evaluations. Adolfson & Peterson Construction (A&P) ranked highest amongst all proposers at 76.55 points. District staff worked with A&P to ensure that the intended project scope is being addressed, identify opportunities to reduce the proposed cost and verify the project budget.

The architect's letter of recommendation for construction contract award for renovation, condition deficiency, and life cycle improvements for Bowie HS and Ashworth ES is attached.

Pending approval of the CSP, work on this project will begin in the fall of 2018 with substantial completion expected in the summer of 2019.

Based on the evaluation process, the committee recommends the Competitive Sealed Proposal as submitted by A&P in the amount of \$8,225,500. This CSP is under the original construction budget by \$1,432,662.

August 6, 2018

Mr. Kelly Horn
Executive Director of Plant Services
Arlington Independent School District
1203 West Pioneer Parkway
Arlington, Texas 76013

RE: CSP 18-71 – Phase 4 Bid Package 4
Bowie HS/Ashworth ES Renovations Project
Recommendation for Award of Construction Contract
Arlington Independent School District
PBK Project No.: 17244

Dear Mr. Horn:

On Thursday, June 14, 2018, Competitive Sealed Proposals were received by the Arlington Independent School District for the Bowie HS/Ashworth ES Renovations Project. A total of four (4) general contractors submitted proposals.

Based on a thorough review and analysis of the submitted proposals, recommended alternates, and their accompanying proposal bonds, PBK hereby recommends acceptance of the proposal outlined below as submitted by Adolfson & Peterson Construction for the sum of \$8,225,500.00. This sum includes the following allowances:

A. Bowie HS Owner's Contingency Allowance	\$353,000.00
B. Bowie HS Theater Electrical Work Allowance	\$14,500.00
C. Bowie HS Hardware Allowance	\$6,000.00
D. Bowie HS Athletics Allowance	\$150,000.00
E. Ashworth ES Owner's Contingency Allowance	\$64,000.00
F. Ashworth ES Roof Repair Allowance	\$50,000.00
G. Ashworth ES Technology Allowance	\$30,000.00
H. Ashworth ES Hardware Allowance	\$10,000.00
I. Ashworth Elementary VE – Omit Fire alarm to portables	(\$12,000.00)

We recommend including the Bowie HS Theater Electrical Work Allowance as a post-bid item. This is expected to cover the work of additional electrical items that were not included in either the original proposal documents or the two addenda.

Based on review of their proposal, Adolfson & Peterson received an evaluation score of 76.55 out of 100 points and ranked ahead of the other three proposers. The evaluation criteria focused on the total proposed amount, qualifications and required proper forms, references, and HUB compliance.

We would like to express our sincere thanks to you, the Board of Trustees, Dr. Cavazos and all of the Arlington Independent School District staff for the assistance we received during the planning phase of this project. We look forward to a successful construction phase for the Bowie HS/Ashworth ES Renovations Project.

If you have any questions concerning the proposed general contractor or our recommendations for acceptance, please do not hesitate to contact us.

Sincerely,

A handwritten signature in black ink, appearing to read "John D. Shiver". The signature is fluid and cursive, with a large loop at the beginning and a long, sweeping tail.

John D. Shiver AIA
Principal / Director

cc: Javier Fernandez, AISD
Angel Silva, AISD
Ken Kessler, PBK
Ms. Betty Chapman, PBK
File 4C

Summary

PROJECT NAME: Bowie HS / Ashworth ES Renovations Project
PHASE - BID PACKAGE: PH4-BP04
PROJECT #: CSP 18-71

PROPOSAL SELECTION CRITERIA	
Price	35%
HUB Commitment	10%
Qualifications	40%
Total	85%

PROPOSAL EVALUATION								
Proposer	Price	Price Score	HUB Commitment %	HUB Score	Qualifications	Qualifications Score	Total Score	Ranking
Adolfson & Peterson Construction	\$7,977,000	35.00	20	10.00	78.87	31.55	76.55	1
Big Sky Construction Company, Inc.	\$8,990,000	31.06	20	10.00	69.29	27.71	68.77	4
Imperial Construction, Inc.	\$9,700,000	28.78	20	10.00	77.37	30.95	69.73	3
Phillips May Corporation	\$9,875,333	28.27	22	10.00	81.51	32.60	70.88	2



TO: Cindy Powell
Chief Financial Officer

FROM: Tammy Craig
Director of Purchasing

DATE: August 16, 2018

RE: **CSP 18-72 Boles Junior High School Renovations Project**

Competitive Sealed Proposal **18-72** is for the construction services of Boles Junior High School Renovations Project funded from the 2014 Bond Program. Two proposals were received in response to the CSP. Attached is a recommendation letter from William Kelly Horn, Executive Director of Plant Services, a letter from the Architect and an evaluation summary.

It is recommended that the contract be awarded per the recommendation.

cc: Tony Drollinger
Executive Director of Finance



MEMORANDUM

TO: Cindy Powell, Chief Financial Officer
FROM: Wm. Kelly Horn, Executive Director of Plant Service
DATE: August 16, 2018
SUBJECT: Competitive Sealed Proposal for Renovation, Condition Deficiency, and Life Cycle Improvements for Boles Junior High School

The District approved renovations, condition deficiency, and life cycle improvements for Boles Junior High School as a part of the 2014 Bond program. Additionally, the Board of Trustees approved LBL Architects (LBL) as the design professional and approved Competitive Sealed Proposal (CSP) as the method of construction procurement.

The project architect, LBL, completed the construction documents and the District requested proposals. Notification of the request for CSP was sent to local contractors, area chambers of commerce and contractors on a list supplied by the DFW Minority Business Council. Notice of the request for CSP was also advertised in accordance with state law.

Proposals were received from two general contractors:

Imperial Construction
MART, Inc.

Competitive Sealed Proposals received from the proposers were evaluated based criteria published in the CSP document:

Price	35%
Qualifications	40%
HUB Participation	10%
Interviews	15%

An evaluation committee consisting of the Chief Financial Officer, Executive Director of Plant Services, Director of Facility Planning and Construction, Senior Project Manager, Project Manager and the Design Architect completed evaluations and interviews. Imperial Construction (Imperial) ranked highest amongst all proposers at 75.55 points. District staff worked with Imperial to ensure that the intended project scope is being addressed, identify opportunities to reduce the proposed cost and verify the project budget.

The architect's letter of recommendation for construction contract award for renovation, condition deficiency, and life cycle improvements for Boles Junior High School is attached.

Pending approval of the CSP, work on this project will begin in the fall of 2018 with substantial completion expected in the summer of 2019.

Based on the evaluation process, the committee recommends the Competitive Sealed Proposal as submitted by Imperial Construction in the amount of \$2,062,985. This CSP is over the original construction budget by \$686,802.



July 20, 2018

Kelly Horn, Executive Director of Plant Services
1203 W. Pioneer Pkwy
Arlington, Texas 76013

RE: CSP 18-72 AISD 2014 Bond Package – Phase 4 Bid Package 1 – Boles Junior High School.
Comm No. 964

Dear Kelly Horn,

Please accept our recommendation for award of a construction contract for the AISD 2014 Bond Package – Phase 4 Bid Package 1 – Boles Junior High School. We have reviewed the proposals received June 5, 2018 and Imperial Construction received a total score of 75.5 out of 100 points. The evaluation criteria focused on the total proposed amount, qualifications and required proper forms, proposed time of completion, and HUB compliance. The budget for this project was \$1,376,183.00 and the base bid proposal is \$2,225,000.00.

This CSP is over the original construction budget by \$848,816.84. Necessary significant Electrical change out and HVAC scope of work was required at this campus and is a primary factor in the construction exceeding the budget.

Based on the above information we therefore recommend a construction contract with accepted value engineering and alternates be awarded to Imperial Construction in the total amount of **\$2,062,985.00.**

Please contact our office if you have any questions.

Sincerely,

A handwritten signature in blue ink, appearing to read 'Tom McCarty', is written over a horizontal line.

Tom McCarty, AIA
Vice President

Summary

PROJECT NAME: Boles JHS Renovation Project
PHASE - BID PACKAGE: PH4-BP01
PROJECT #: CSP 18-72

PROPOSAL SELECTION CRITERIA	
Price	35%
HUB Commitment	10%
Qualifications	40%
Interview	15%
Total	100%

PRE INTERVIEW PROPOSAL EVALUATION								
Proposer	Price	Price Score	HUB Commitment %	HUB Score	Qualifications	Qualifications Score	Total Score	Ranking
Imperial Construction, Inc.	\$2,225,000	21.65	25	10.00	78.86	31.54	63.19	1
Mart, Inc.	\$2,098,959	22.95	20	10.00	65.52	26.21	59.16	2

POST INTERVIEW PROPOSAL EVALUATION									
Proposer	Price	Price Score	HUB Commitment %	HUB Score	Qualifications	Qualifications Score	Interview Score	Total Score	Ranking
Imperial Construction, Inc.	\$2,225,000	21.65	25	10.00	78.86	31.54	12.36	75.55	1
Mart, Inc.	\$2,098,959	22.95	20	10.00	65.52	26.21	10.07	69.23	2



TO: Cindy Powell
Chief Financial Officer

FROM: Tammy Craig
Director of Purchasing

DATE: August 16, 2018

RE: **CSP 18-73 Bailey Junior High School & Kookan Education Center Renovations Project**

Competitive Sealed Proposal **18-73** is for the construction services of Bailey Junior High School and Kookan Education Center Renovations Project funded from the 2014 Bond Program. Three proposals were received in response to the CSP. Attached is a recommendation letter from William Kelly Horn, Executive Director of Plant Services, a letter from the Architect and an evaluation summary.

It is recommended that the contract be awarded per the recommendation.

cc: Tony Drollinger
Executive Director of Finance



MEMORANDUM

TO: Cindy Powell, Chief Financial Officer
FROM: Wm. Kelly Horn, Executive Director of Plant Service
DATE: August 16, 2018
SUBJECT: Competitive Sealed Proposal for Renovation, Condition Deficiency, and Life Cycle Improvements for Bailey Junior High School and Kookan Education Center

The District approved renovations, condition deficiency, and life cycle improvements for Bailey Junior High School and Kookan Education Center as a part of the 2014 Bond program. Additionally, the Board of Trustees approved LBL Architects (LBL) as the design professional and approved Competitive Sealed Proposal (CSP) as the method of construction procurement.

The project architect, LBL, completed the construction documents and the District requested proposals. Notification of the request for CSP was sent to local contractors, area chambers of commerce and contractors on a list supplied by the DFW Minority Business Council. Notice of the request for CSP was also advertised in accordance with state law.

Proposals were received from three general contractors:

Big Sky Construction
Imperial Construction
MDI General Contractors

Competitive Sealed Proposals received from the proposers were evaluated based criteria published in the CSP document:

Price	35%
Qualifications	40%
HUB Participation	10%

An evaluation committee consisting of the Chief Financial Officer, Executive Director of Plant Services, Director of Facility Planning and Construction, Senior Project Manager, Project Manager and the Design Architect completed evaluations. Imperial Construction (Imperial) ranked highest amongst all proposers at 71.89 points. District staff worked with Imperial to ensure that the intended project scope is being addressed, identify opportunities to reduce the proposed cost and verify the project budget.

The architect's letter of recommendation for construction contract award for renovation, condition deficiency, and life cycle improvements for Bailey JHS and Kookan EC is attached.

Pending approval of the CSP, work on this project will begin in the fall of 2018 with substantial completion expected in the summer of 2019.

Based on the evaluation process, the committee recommends the Competitive Sealed Proposal as submitted by Imperial Construction in the amount of \$4,857,100. This CSP is over the original construction budget by \$534,100.



July 20, 2018

Kelly Horn, Executive Director of Plant Services
1203 W. Pioneer Pkwy
Arlington, Texas 76013

RE: CSP 18-73 AISD 2014 Bond Package – Phase 4 Bid Package 3 – Bailey Junior High School and Kookken Educational Center.
Comm No. 965 and 967

Dear Kelly Horn,

Please accept our recommendation for award of a construction contract for the AISD 2014 Bond Package – Phase 4 Bid Package 3 – Bailey Junior High School and Kookken Educational Center. We have reviewed the proposals received June 5, 2018 and Imperial Construction received a total score of 71.89 out of 100 points. The evaluation criteria focused on the total proposed amount, qualifications and required proper forms, proposed time of completion, and HUB compliance. The budget for this project was \$4,111,532.09 and the base bid proposal is \$5,098,000.00.

This CSP is over the original construction budget by \$986,468.91. Additional Structural, Roofing and Mechanical scope of work required at Kooknen primary school due to age is a major factor that the cost exceeds the budget.

Based on the above information we therefore recommend a construction contract with accepted value engineering and alternates be awarded to Imperial Construction in the total amount of **\$4,857,100.00**.

Please contact our office if you have any questions.

Sincerely,

Tom McCarty, AIA
Vice President

Summary

PROJECT NAME: Bailey JHS / Kookan EC Renovations Project
PHASE - BID PACKAGE: PH4-BP03
PROJECT #: CSP 18-73

PROPOSAL SELECTION CRITERIA	
Price	35%
HUB Commitment	10%
Qualifications	40%
Total	85%

PROPOSAL EVALUATION								
Proposer	Price	Price Score	HUB Commitment %	HUB Score	Qualifications	Qualifications Score	Total Score	Ranking
Big Sky Construction	\$6,125,000	24.70	20	10.00	74.07	29.63	64.33	3
Imperial Construction	\$5,098,000	29.68	25	10.00	80.52	32.21	71.89	1
MDI General Contractors	\$5,699,000	26.55	20	10.00	73.50	29.40	65.95	2



TO: Cindy Powell
Chief Financial Officer

FROM: Tammy Craig
Director of Purchasing

DATE: August 16, 2018

RE: **CSP 18-74 Lamar High & Larson Elementary School Renovations Project**

Competitive Sealed Proposal **18-74** is for the construction services of Lamar High School and Larson Elementary School Renovations Project funded from the 2014 Bond Program. Seven proposals were received in response to the CSP. Attached is a recommendation letter from William Kelly Horn, Executive Director of Plant Services, a letter from the Architect and an evaluation summary.

It is recommended that the contract be awarded per the recommendation.

cc: Tony Drollinger
Executive Director of Finance



MEMORANDUM

TO: Cindy Powell, Chief Financial Officer
FROM: Wm. Kelly Horn, Executive Director of Plant Service
DATE: August 16, 2018
SUBJECT: Competitive Sealed Proposal for Renovation, Condition Deficiency, and Life Cycle Improvements for Lamar High School and Larson Elementary School

The District approved renovations, condition deficiency, and life cycle improvements for Lamar HS and Larson ES as a part of the 2014 Bond program. Additionally, the Board of Trustees approved BRW Architects (BRW) as the design professional and approved Competitive Sealed Proposal (CSP) as the method of construction procurement for the project.

The project architect, BRW, completed the construction documents and the District requested proposals. Notification of the request for CSP was sent to local contractors, area chambers of commerce and contractors on a list supplied by the DFW Minority Business Council. Notice of the request for CSP was also advertised in accordance with state law.

Proposals were received from seven general contractors:

Big Sky Construction Co., Inc.
Core Construction
Imperial Construction
MAC's Construction Co., Inc.
MDI, Inc.
Pete Durant & Associates, Inc.
Phillips May Corporation

Competitive Sealed Proposals received from the proposers were evaluated based criteria published in the CSP document:

Price	35%
Qualifications	40%
HUB Participation	10%
Interviews	15%

An evaluation committee consisting of the Chief Financial Officer, Executive Director of Plant Services, Director of Facility Planning and Construction, the Senior Project Manager, Project Manager, and the Design Architect completed evaluations and interviews. Imperial

Construction (Imperial) ranked highest amongst all proposers at 88.28 points. District staff worked with Imperial to ensure that the intended project scope is being addressed, identify opportunities to reduce the proposed cost and verify the project budget.

The architect's letter of recommendation for construction contract award for renovation, condition deficiency, and life cycle improvements for Lamar HS and Larson ES is attached.

Pending approval of the CSP, work on this project will begin in the fall of 2018 with substantial completion expected in the summer of 2019.

Based on the evaluation process, the committee recommends the Competitive Sealed Proposal as submitted by Imperial in the amount of \$10,988,535. This CSP is under the original construction budget by \$1,475,133.

August 6, 2018

Mr. Wm. Kelly Horn
Executive Director of Plant Services
Arlington Independent School District
1201 Colorado Lane
Arlington, TX 76015

**RE: CSP 18-74 FOR PH4-BP5 LAMAR HIGH SCHOOL AND LARSON ELEMENTARY SCHOOL
RENOVATIONS**

Brown Reynolds Watford Architects has reviewed the Schedule of Values (SOV), provided by Imperial Construction for the PH4-BP5 Lamar High School and Larson Elementary School renovations and the cost reduction options reviewed with Imperial Construction and Arlington ISD. We believe the CSP amount of \$10,988,535.00, accurately reflects the scope of work documented in the Contract Documents dated June 1, 2018 and the subsequent value engineering review log dated July 27, 2018.

It is our recommendation that the Arlington ISD approve the proposed CSP.

BROWN REYNOLDS WATFORD ARCHITECTS

A handwritten signature in blue ink, appearing to read 'Lisa Lamkin', with a long horizontal flourish extending to the right.

**LISA LAMKIN, FAIA, LEED AP BD+C
PRINCIPAL**

Summary

PROJECT NAME: Lamar HS / Larson ES Renovations Project
PHASE - BID PACKAGE: PH4-BP05
PROJECT #: CSP 18-74

PROPOSAL SELECTION CRITERIA	
Price	35%
HUB Commitment	10%
Qualifications	40%
Interview	15%
Total	100%

PRE INTERVIEW PROPOSAL EVALUATION								
Proposer	Price	Price Score	HUB Commitment %	HUB Score	Qualifications	Qualifications Score	Total Score	Ranking
Big Sky Construction	\$10,961,102	34.13	20	10.00	69.60	27.84	71.97	5
Core Construction	\$10,975,000	34.08	20	10.00	77.44	30.98	75.06	1
Imperial Construction	\$11,049,716	33.85	31	10.00	76.96	30.79	74.64	2
MDI General Contractors	\$11,649,716	32.11	20	10.00	75.06	30.02	72.13	4
MAC's Construction Company, Inc.	\$10,899,700	34.32	20	10.00	70.83	28.33	72.65	3
Pete Durant & Associates, Inc.	\$10,688,000	35.00	0	0.00	74.99	30.00	65.00	7
Phillips May Corporation	\$12,484,333	29.96	20	10.00	74.65	29.86	69.83	6

POST INTERVIEW PROPOSAL EVALUATION									
Proposer	Price	Price Score	HUB Commitment %	HUB Score	Qualifications	Qualifications Score	Interview Score	Total Score	Ranking
Big Sky Construction	\$10,961,102	34.13	20	10.00	69.60	27.84	13.21	85.18	3
Core Construction	\$10,975,000	34.08	20	10.00	77.44	30.98	12.93	87.99	2
Imperial Construction	\$11,049,716	33.85	31	10.00	76.96	30.79	13.64	88.28	1
MDI General Contractors	\$11,649,716	32.11	20	10.00	75.06	30.02	10.00	82.13	5
MAC's Construction Company, Inc.	\$10,899,700	34.32	20	10.00	70.83	28.33	10.43	83.08	4
Pete Durant & Associates, Inc.	\$10,688,000	35.00	0	0.00	74.99	30.00	0.00	65.00	
Phillips May Corporation	\$12,484,333	29.96	20	10.00	74.65	29.86	0.00	69.83	

Arlington Independent School District Board of Trustees Communication

Meeting Date: August 16, 2018

Consent Item

Subject: Change Order #1 Amending the Contract Amount for 2014 Bond Construction Project for Webb Elementary School, Phase III - Bid Package 8

Purpose: To give the Board of Trustees the opportunity to consider and act on Change Order #1 amending the contract amount for 2014 Bond Construction Project for Webb Elementary School, Phase III – Bid Package 8.

Background: As a part of the deficiency and life cycle improvements at Webb ES, the General Contractor, Core Construction (CORE), has incurred certain unforeseen costs which cannot be funded through the original, Board approved, construction contract. During the process of removing the rooftop HVAC units over the K-Pod, CORE identified a complete failure of the roof system, including the roof deck, on that portion of the building. In order to recover use of this space, the roof system and roof decking must be completely replaced. CORE has submitted Change Order #1 for the Webb Elementary School construction project in the amount of \$294,848.00. Additionally, the project architect recommends adding an additional \$35,000 for an Owner Controlled Contingency Allowance. This change order is comprised of two main areas summarized in the table below.


BRW Architects (BRW), the project architect, has reviewed the change order and validated the costs with Core and AISD staff.

Change Order Summary:

Item	Description	Cost
001	Roof System and Roof Deck Replacement to Address Unforeseen Roof System Failure Over K-Pod	\$ 294,848.00
002	Owner Controlled Contingency for Added Change Order #1 Scope of Work	\$ 35,000.00
	Sum of Change Order #1	\$ 329,848.00

Attached are letters from BRW and CORE explaining the need for Change Order #1. The original contract amount for the project was \$16,139,281.00. Administration is seeking Board approval for Change Order #1 in the amount of \$329,848.00. Pending approval of Change Order #1 the amended contract amount would be \$16,469,129.00.

Recommendation: Administration Recommends Approval

Submitted to: Board of Trustees Arlington Independent School District	Submitted by: 
	Prepared by: Wm. Kelly Horn
	Date: July 26, 2018

MEMO

DATE: August 1, 2018

TO: Tyler Boswell
AISD Project Manager

ADDRESS: 1201 Colorado Ln.
Arlington, TX 76015

FROM: Abby A. Hiles, AIA
Senior Associate

RE: AISD PH3-BP8 Webb ES – Change Order No. 1

BRW PROJECT NO: 216037.00

CC: BRW File
e-builder

MESSAGE:

We have reviewed the attached Change Order No. 1 submitted by Core Construction dated August 1, 2018. The proposal appears to align with the scope of work for removal of existing roofing and roof deck and installation of new roof deck, insulation, and roofing system at Area E of Webb Elementary School as indicated per ASI No. 14 dated July 20, 2018 and ASI No. 15 dated July 24, 2018. The proposed amount is \$294,848.00.

We recommend an additional Owner Controlled Contingency Allowance of \$35,000 be added to the contractor's proposal for a Change Order total of \$329,848.00. It is our recommendation that this Change be accepted.

CO	DESCRIPTION OF CHANGE ORDER	AMOUNT
01.1	CO No. 1 – Webb ES Area E Roofing per ASI No. 14 and ASI No. 15	\$294,848.00
01.2	Owner Controlled Contingency Allowance	\$35,000.00
	Total Change Order No. 1	\$329,848.00

The original Contract Sum was\$16,139,281.00
 Net change by previously authorized Change Order \$0.00
 The Contract Sum prior to this Change Order was.....\$16,139,281.00
 The Contract Sum will be increased by this Change Order.....\$329,848.00
 The new Contract Sum, including this Change Order will be **\$16,469,129.00**
 The Contract Time will be changed by..... Zero (0) Days

Attachments:

CO No. 1, Core Construction, 08/01/2018
 ASI No. 14, BRW Architects, dated July 20, 2018
 ASI No. 15, BRW Architects, dated July 24, 2018



10625 N County Rd
Frisco, TX 75033
Ph: 972-668-9340

Webb ES-CO #1 - New Roof at Area E

To: Abby Hiles
BRW + Architects Inc.
3535 Travis Street
Dallas, TX 75204
Ph: 214-528-8704 **Fax:**

From: David Goss
Date: 8/1/2018
Project: Webb Elementary School

Below is the detail for our proposal to complete the following changes in contract work:

Remove and Replace the Existing Tectum Panel High Roof located over Area E at Webb Elementary.

Proposed Scope of Work: **Remove existing roof system and install 4 ply BUR as described in ASI #14 and ASI #15.**

Vendor Name	Description	Amount
Talent Construction	4-Ply BUR System	\$112,606.00
Precision Demo	Demo Existing Roof	\$70,000.00
Basden Steel	Supply & Install Steel Decking	\$45,733.00
A&B Moving	Box & Store Classroom Materials	\$8,000.00
General	Weather Protection & Partitions	\$12,500.00
General	Fire Alarm Work & Safety	\$3,000.00
Modular Fencing	Fence Screening and Gates	\$2,705.00
Amramp	ADA Ramp Rental	\$1,000.00
Welch Mechancial	Crane Mobilization	\$8,000.00
General	Construction Clean	\$1,500.00
General	Make Safe Electrical	\$3,000.00

Sub Total	\$268,044.00
Fee	\$26,804.00
Total	\$294,848.00

Due to the nature of this change and its impact on the current schedule, we would request that an additional 0 day(s) be added to the project's final completion date. Contractor reserves the right to request additional time and extended job cost beyond requested amounts when actual schedule impact has been determined.

Approved By:  Date: 8/1/2018
CORE Construction

Approved By:  Date: 08/02/2018
BRW Architects

Approved By: _____ Date: _____
AISD

Approved By: _____ Date: _____
AISD

Arlington Independent School District Board of Trustees Communication

Meeting Date: August 16, 2018

Consent Item

Subject: Change Order #1 Amending the Contract Amount for 2014 Bond Construction Project for Arlington High School, Phase II - Bid Package 7

Purpose: To give the Board of Trustees the opportunity to consider and act on Change Order #1 amending the contract amount for 2014 Bond Construction Project for Arlington High School, Phase II – Bid Package 7.

Background: As a part of the deficiency and life cycle improvements at Arlington HS, the General Contractor, Adolfson & Peterson (A&P) has incurred certain unforeseen costs which cannot be funded through the original, Board approved, construction contract. During the process of removing the window system on the front façade, A&P identified a structural deficiency in the support system of second floor windows. This system must be reconstructed with new materials to properly support and anchor the new window system. Additionally, the contractor will replace the structural support system and continue the storefront aluminum cladding over the main entry and over the canopy of the secondary entry on the north façade. A&P has submitted Change Order #1 for the Arlington High School construction project in the amount of \$276,884.42. This change order is comprised of three main areas summarized in the table below.


Corgan Architects (Corgan), the project architect, has reviewed the change order and validated the costs with A&P and AISD staff.

Change Order Summary:

Item	Description	Cost
001	Reconstruction of structural support system for windows on front facade	\$ 181,328.62
002	Installation of new structural support system and storefront aluminum cladding on canopy of secondary entry	\$ 77,487.00
003	Installation of new structural support system and storefront aluminum cladding on canopy of main entry	\$ 18,068.80
	Sum of Change Order #1	\$ 276,884.42

Attached are letters from Corgan and A&P explaining the need for Change Order #1. The original contract amount for the project was \$17,296,167.00. Administration is seeking Board approval for Change Order #1 in the amount of \$276,884.42. Pending approval of Change Order #1 the amended contract amount would be \$17,573,051.42.

Recommendation: Administration Recommends Approval

Submitted to: Board of Trustees Arlington Independent School District	Submitted by: 
	Prepared by: Wm. Kelly Horn
	Date: August 4, 2018



ARCHITECTURE
INTERIOR DESIGN

WWW.CORGAN.COM

7 August 2018

Mr. Wm. Kelly Horn
Exec. Dir. of Plant Services
Arlington ISD
1201 Colorado Lane
Arlington, Texas 76015

Re: CSP 18-19 Bond Project 7 – Arlington High School Change Order #1

Dear Mr. Horn:

Corgan and our Consultants have received the attached Proposal 003R2 from Adolfson & Peterson Construction to revise the exterior window assembly at Arlington High School in the amount of \$276,884.42. After review, we have found the submitted costs to be within industry standards and recommend acceptance and proceeding with the work described within.

Please let us know if there are any questions or comments.

Sincerely,

David Safir, AIA LEED-AP
Vice-President
CORGAN



Potential Change Order

Potential Change Order: 003**Date: 4/26/2018**

To: ARLINGTON INDEPENDENT SCHOOL D
1203 W Pioneer Pkwy
Arlington, Tx 76013

From: AP GULF STATES, INC.
1600 N Collins Blvd, Suite 2000
Richardson, TX 75080

Potential Change Order Description	Proposed Amount	Days Req
AHS Ext. Storefront & ACM System	\$276,884.42	0
PCO Reference	Required By	Status
		BIC - Owner

PCO Notes

SCOPE OF WORK: Change from curtain wall system at north face of building to storefront system with ACM panels . Includes required structural framing for ACM panels, waterproofing of blocking, cost of ACM panel system and storefront, new cost of raw materials due to tariffs. Temporary plywood at openings. ACM panels to the Vestibules X352 and X130.

Potential Change Order Details

Description	Company	Proposed Amount
AHS Ext. Storefront & ACM System - Two Story Storefront with ACM Panels		\$181,328.62
AHS Ext. Storefront & ACM System - ACM Panels at Entry X352		\$77,487.00
AHS Ext. Storefront & ACM System - ACM Panels at Entry X130		\$18,068.80
Total for PCO 003		\$276,884.42

Approved By: Arlington Independent School D

Signature _____

Name _____

Date _____

Approved By: ARLINGTON INDEPENDENT SCHOOL D

Signature

Name _____

Date _____

Approved By: CORGAN

Signature

Name _____

Date _____



TO: Cindy Powell
Chief Financial Officer

FROM: Tammy Craig
Director of Purchasing

DATE: September 6, 2018

RE: **RFP 18-69 HUB/MWBE Consultant Services**

Request for Proposal (RFP) **18-69** is for Historically Underutilized Bidders (HUB) and Minority & Women Business Enterprises (MWBE) consultant services. Six proposals were received in response to the RFP. Attached is a recommendation letter from William Kelly Horn, Executive Director of Plant Services and the evaluation summary.

It is recommended that the contract be awarded per the recommendation.

cc: Tony Drollinger
Executive Director of Finance

MEMORANDUM

TO: Cindy Powell, Chief Financial Officer
FROM: Wm. Kelly Horn, Executive Director of Plant Services
DATE: August 28, 2018
SUBJECT: Request for Proposal for HUB/MWBE Consultant Services

The District issued Request for Proposal (RFP) #18-69 for HUB/MWBE Consultant Services. Notification of the RFP was sent to identified HUB consulting firms and local area chambers of commerce, was posted on the AISD 2014 Bond website and was advertised in accordance with state law.

The District's RFP was completed in accordance with all applicable laws and regulations and served to identify the most qualified service provider that offered the best value to the District. The initial contract awarded under this RFP will include the following services:

- Outreach to HUMB/MWBE construction contractors;
- Tracking and reporting HUB/MWBE expenditures for subconsultants and subcontractors by project and in the aggregate for individual construction projects associated with the District's 2014 bond program;
- Assist the AISD in determining to what extent a HUB/MWBE program can legally be implemented without first conducting an Availability and Disparity Study;
- If appropriate, recommend a HUB/MWBE policy for construction services related to bond programs that is compliant with state and federal law; and
- Assist AISD in implementing the HUB/MWBE program for construction services related to bond programs.

Proposals were received from six consultant firms:

ACARI Management Group, Inc.
Allied – SCSS
The Burrell Group
MGT Consulting Group
Miller3 Consulting, Inc.
Ware + Associates

Proposals received from each firm were evaluated based on criteria published in the RFP document, as follows:

Price	30%
Relevant Project Experience	25%
Organizational Plan and Project Approach	15%
Vendor's References	15%
Interviews	15%

An evaluation committee consisting of the Chief Financial Officer, Executive Director of Finance, Executive Director of Plant Services, Director of Facility Planning and Construction, and Director of Purchasing completed evaluations and interviews. ACARI Management Group, Inc. (ACARI) ranked highest amongst all proposers at 85.33 points. District staff worked with ACARI to ensure that the firm's proposal fully addressed the intended project scope and to verify and negotiate project pricing.

It is the Committee's recommendation that the Board of Trustees accept the proposal submitted by ACARI Management Group, Inc., for the procurement of HUB/MWBE Consultant Services as defined in the District's RFP #18-69.

RFP 18-69**HUB/MWBE Consultant Services**

PROPOSAL SELECTION CRITERIA	
Price	30%
Relevant Project Experience	25%
Organizational Plan & Project Approach	15%
References	15%
Interview	15%
Total	100%

PROPOSAL EVALUATION					
Proposer	Price	Price Score	Qualifications	Total Score	Ranking
ACARI	\$146,400	23.05	62.28	85.33	1
ALLIED-SCSS	\$485,750	6.95	26.49	33.43	6
The Burrell Group	\$112,500	30.00	27.40	57.40	2
MGT Consulting Group	\$188,005	17.95	30.00	47.95	4
Miller ³ Consulting, Inc.	\$433,025	7.79	34.34	42.14	5
Ware & Associates	\$188,400	17.91	32.31	50.23	3



TO: Cindy Powell
Chief Financial Officer

FROM: Tammy Craig
Director of Purchasing

DATE: September 6, 2018

RE: **CSP 19-10 Arlington ISD Fine Arts Center & Athletics Complex**

Competitive Sealed Proposal (CSP) **19-10** is for the construction services of the Fine Arts Center and Athletics Complex from the 2014 Bond Program. Four proposals were received in response to the CSP. Attached is a recommendation letter from William Kelly Horn, Executive Director of Plant Services, a letter from HKS Architects and the evaluation summary.

It is recommended that the contract be awarded per the recommendation.

cc: Tony Drollinger
Executive Director of Finance



MEMORANDUM

TO: Cindy Powell, Chief Financial Officer

FROM: Wm. Kelly Horn, Executive Director of Plant Services

DATE: August 28, 2018

SUBJECT: Competitive Sealed Proposal for Construction of the Fine Arts Center and Athletic Complex

The District approved construction of the Fine Arts Center and Athletic Complex as a part of the 2014 Bond program. Additionally, the Board of Trustees approved HKS Architects (HKS) as the design professional and approved Competitive Sealed Proposal (CSP) as the method of construction procurement for the project.

The project architect, HKS, completed the construction documents and the District requested proposals. Notification of the request for CSP was sent to local contractors, area chambers of commerce and contractors on a list supplied by the DFW Minority Business Council. Notice of the request for CSP was also advertised in accordance with state law.

Proposals were received from four general contractors:

AECOM Hunt Construction
Adolfson & Peterson Construction
CORE Construction
Lee Lewis Construction

Competitive Sealed Proposals received from the proposers were evaluated based criteria published in the CSP document:

Price	35%
Qualifications	40%
HUB Participation	10%
Interviews	15%

An evaluation committee consisting of the Chief Financial Officer, Assistant Superintendent of Administration, Executive Director of Plant Services, Director of Facility Planning and Construction, the District's Senior Project Manager, and the Design Architect completed evaluations and interviews. Adolfson & Peterson Construction ranked highest amongst all proposers at 88.78 points. District staff worked with Adolfson & Peterson Construction to ensure that the intended project scope is being addressed, identify opportunities to reduce the proposed cost and verify the project budget.

The architect's letter of recommendation for contract award for construction of the Fine Arts Center and Athletic Complex is attached.

Pending approval of the CSP, work on this project will begin in the fall of 2018 with substantial completion expected in the summer of 2020.

Based on the evaluation process, the committee recommends the Competitive Sealed Proposal as submitted by Adolfson & Peterson Construction in the amount of \$83,174,000.00. This CSP is under the original construction budget by \$740,360.00.



August 28, 2018

Mr. William K. Horn
Executive Director of Plant Services
Arlington Independent School District
1201 Colorado Lane
Arlington, Texas 76015

RE: COMPETITIVE SEALED PROPOSAL AND GENERAL CONTRACTOR SELECTION FOR THE PHASE 4 BID
PACKAGE CSP # 19-10 FOR THE FINE ARTS CENTER AND ATHLETIC COMPLEX PROJECT
PROJECT CONSTRUCTION BUDGET: \$83,914,360.00

Mr. Horn

On August 2, 2018 the Arlington Independent School District received 4 Competitive Sealed Proposals for the above referenced project, in which HKS participated. All proposals received were from qualified general contractors which included all of the required qualification information requested in the bidding criteria documents. A post proposal evaluation committee was then formed, consisting of representatives from AISD and HKS, Inc. This committee then conducted a copious post proposal evaluation process, including interviews and value engineering discussions.

Upon completion of the Post Proposal Evaluation, Adolfson & Peterson was ranked as the #1 overall value proposer for the project. Refer to the attached evaluation matrix of Adolfson & Peterson's proposed contract amount for the complete bid package for the above referenced project in the amount of \$83,174,000.00. At this time, we recommend to you that you accept Adolfson & Peterson and their proposed contract amount as the General Contractor for the project and issue them a Notice to Proceed.

On behalf of HKS and our entire team I want to add that it has been a great honor to bring this project to this stage and look forward to teaming with the AISD Staff and Board of Trustees to see the project to complete fruition. We congratulate you and your staff on an outstanding job of meeting the project budget.

Do not hesitate to contact us if you have any concerns or questions.

Sincerely,

A handwritten signature in blue ink, appearing to read 'O. Wayne Reynaud', is written over a horizontal blue line.

O. Wayne Reynaud, AIA, REFP, ICA, WELL AP
Vice President
HKS Education

Cc:
Mark VanderVoort, HKS
Janet Calkins, HKS
Ciny Powell, CFO AISD

Summary

PROJECT NAME: Fine Arts Center / Athletic Complex Project
PHASE - BID PACKAGE: PH3-BP11 / PH4-BP06
PROJECT #: CSP 19-10

PROPOSAL SELECTION CRITERIA	
Price	35%
HUB Commitment	10%
Qualifications	40%
Interview	15%
Total	100%

PRE INTERVIEW PROPOSAL EVALUATION								
Proposer	Price	Price Score	HUB Commitment %	HUB Score	Qualifications	Qualifications Score	Total Score	Ranking
Adolfson & Peterson	\$84,700,000	34.68	20	10.00	77.07	30.83	75.50	1
AECOM Hunt	\$86,500,000	33.95	20	10.00	70.95	28.38	72.33	4
CORE Construction	\$82,883,000	35.44	18	9.00	73.12	29.25	73.68	2
Lee Lewis Construction	\$86,160,000	34.09	20	10.00	73.50	29.40	73.49	3

POST INTERVIEW PROPOSAL EVALUATION									
Proposer	Price	Price Score	HUB Commitment %	HUB Score	Qualifications	Qualifications Score	Interview Score	Total Score	Ranking
Adolfson & Peterson	\$84,700,000	34.68	20	10.00	77.07	30.83	13.27	88.78	1
AECOM Hunt	\$86,500,000	33.95	20	10.00	70.95	28.38	11.27	83.61	4
CORE Construction	\$82,883,000	35.44	18	9.00	73.12	29.25	12.23	85.91	2
Lee Lewis Construction	\$86,160,000	34.09	20	10.00	73.50	29.40	11.00	84.49	3



TO: Cindy Powell
Chief Financial Officer

FROM: Tammy Craig
Director of Purchasing

DATE: September 6, 2018

RE: **CSP 19-15 Jones Academy Gym & Classroom Additions**

Competitive Sealed Proposal (CSP) **19-15** is for the construction services of the Jones Academy gym and classroom additions from the 2014 Bond Program. Twelve proposals were received in response to the CSP. Attached is a recommendation letter from William Kelly Horn, Executive Director of Plant Services, a letter from Stantec Architects and the evaluation summary.

It is recommended that the contract be awarded per the recommendation.

cc: Tony Drollinger
Executive Director of Finance



MEMORANDUM

TO: Cindy Powell, Chief Financial Officer

FROM: Wm. Kelly Horn, Executive Director of Plant Services

DATE: August 28, 2018

SUBJECT: Competitive Sealed Proposal for Construction of the Jones Academy
Gymnasium and Classroom Addition Project

The District approved construction of the Jones Academy Gymnasium and Classroom Addition from the District's Local Construction funds. Additionally, the Board of Trustees approved Stantec Architects (Stantec) as the design professional and approved Competitive Sealed Proposal (CSP) as the method of construction procurement for the project.

The project architect, Stantec, completed the construction documents and the District requested proposals. Notification of the request for CSP was sent to local contractors, area chambers of commerce and contractors on a list supplied by the DFW Minority Business Council. Notice of the request for CSP was also advertised in accordance with state law.

Proposals were received from twelve general contractors:

- Big Sky Construction
- Hasen Design
- JC Commercial
- Joeris Construction
- MAC's Construction
- MDI General Contractors
- Northridge Construction
- Philips May Construction
- Reeder Construction
- RJM Construction
- Rogers O'Brien Construction
- Tegrity Construction

Competitive Sealed Proposals received from the proposers were evaluated based criteria published in the CSP document:

Price	35%
Qualifications	40%
HUB Participation	10%
Interviews	15%

An evaluation committee consisting of the Chief Financial Officer, Executive Director of Plant Services, Director of Facility Planning and Construction, the District's Senior Project Manager, and the District's Staff Architect completed evaluations. These committee members and the architect's representative interviewed the six qualifying construction firms. Joeris Construction (Joeris) ranked highest amongst all proposers at 80.28 points. District staff worked with Joeris to ensure that the intended project scope is being addressed, identify opportunities to reduce the proposed cost and verify the project budget.

The architect's letter of recommendation for contract award for construction of the Jones Academy Gymnasium and Classroom Addition is attached.

Pending approval of the CSP, work on this project will begin in the fall of 2018 with substantial completion expected in the summer of 2019.

Based on the evaluation process, the committee recommends the Competitive Sealed Proposal as submitted by Joeris in the amount of \$6,438,000.00. This CSP is over the original construction budget by \$1,433,000.00.

August 28, 2018
File: 214000542

Attention: Wm. Kelly Horn, Arlington I.S.D.
1201 Colorado Lane
Arlington, Texas 76015

Dear Kelly,

Reference: Arlington I.S.D. 2019 – Jones Academy Gymnasium and 10 Classroom Addition

Arlington I.S.D. received competitive sealed proposals for the above-mentioned project on August 7, 2018. The district received proposals from MDI, Hasen, Northridge, Mac's, Phillips May, RJM, Roger's O'Brien, Reeder, Big Sky, Tegrity, JC Commercial, and Joeris constructors. After receipt of proposals, the submittals were evaluated and proposers were selected to interview with representatives of Arlington I.S.D. and Stantec. These interviews were held on August 24, 2018.

After review and evaluation of the proposals submitted and the subsequent interviews, it is our recommendation to proceed with the selection of Joeris Construction for this project. The original proposal from Joeris Construction was in the amount of \$6,490,000. However, a list of cost savings has been compiled and we recommend acceptance of those items. With those accepted, the cost for this scope of work will be \$6,438,000.

Regards,

Stantec Architecture



Chris Leija, AIA
Senior Project Manager
Phone: (214) 223-2420
Chris.Leija@stantec.com

Attachment: Value Engineering Form

Summary

PROJECT NAME: Jones Academy Gym & Classroom Additions
PHASE - BID PACKAGE:
PROJECT #: CSP 19-15

PROPOSAL SELECTION CRITERIA	
Price	35%
HUB Commitment	10%
Qualifications	40%
Interview	15%
Total	100%

PRE INTERVIEW PROPOSAL EVALUATION								
Proposer	Price	Price Score	HUB Commitment %	HUB Score	Qualifications	Qualifications Score	Total Score	Ranking
Big Sky	\$6,390,000	27.41	30	10.00	74.56	29.83	67.24	5
Hasen	\$5,628,000	31.13	20	10.00	56.19	22.48	63.60	7
JC Commercial	\$5,697,777	30.74	18	9.00	51.99	20.80	60.54	10
Joeris	\$6,490,000	26.99	18.5	9.25	80.26	32.10	68.35	2
MAC's	\$6,059,000	28.91	20	10.00	73.29	29.32	68.23	3
MDI	\$6,959,000	25.17	20	10.00	69.12	27.65	62.82	8
Northridge	\$6,070,000	28.86	35	10.00	51.53	20.61	59.47	12
Phillips May	\$6,296,333	27.82	22	10.00	74.09	29.64	67.46	4
Reeder	\$6,300,000	27.81	30	10.00	78.04	31.21	69.02	1
RJM	\$6,200,000	28.25	34	10.00	60.17	24.07	62.32	9
Rogers O'Brien	\$6,425,000	27.26	20	10.00	71.11	28.44	65.71	6
Tegrity	\$5,195,777	33.71	22	10.00	40.61	16.24	59.96	11

POST INTERVIEW PROPOSAL EVALUATION									
Proposer	Price	Price Score	HUB Commitment %	HUB Score	Qualifications	Qualifications Score	Interview Score	Total Score	Ranking
Big Sky	\$6,390,000	27.41	30	10.00	74.56	29.83	11.22	78.46	3
Joeris	\$6,490,000	26.99	18.5	9.25	80.26	32.10	11.94	80.28	1
MAC's	\$6,059,000	28.91	20	10.00	73.29	29.32	9.13	77.35	5
Phillips May	\$6,296,333	27.82	22	10.00	74.09	29.64	9.59	77.05	6
Reeder	\$6,300,000	27.81	30	10.00	78.04	31.21	11.16	80.18	2
Rogers O'Brien	\$6,425,000	27.26	20	10.00	71.11	28.44	11.91	77.61	4



TO: Cindy Powell
Chief Financial Officer

FROM: Tammy Craig
Director of Purchasing

DATE: October 4, 2018

RE: **CSP 19-17 Blanton Elementary, Crow Elementary & Carter Junior High School Renovations Project**

Competitive Sealed Proposal (CSP) **19-17** is for the construction services for the renovations of Blanton Elementary, Crow Elementary and Carter Junior High Schools. Five proposals were received in response to the CSP. Attached is a recommendation letter from William Kelly Horn, Executive Director of Plant Services, a letter from VLK Architects and the evaluation summary.

It is recommended that the contract be awarded per the recommendation.

cc: Tony Drollinger
Executive Director of Finance



MEMORANDUM

TO: Cindy Powell, Chief Financial Officer

FROM: Wm. Kelly Horn, Executive Director of Plant Services

DATE: September 25, 2018

SUBJECT: Competitive Sealed Proposal for Renovation, Condition Deficiency, and Life Cycle Improvements for Carter Junior High School and Blanton and Crow Elementary Schools

The District approved renovations, condition deficiency, and life cycle improvements for Carter Junior High School, Blanton ES, and Crow ES as a part of the 2014 Bond program. Additionally, the Board of Trustees approved VLK Architects (VLK) as the design professional and approved Competitive Sealed Proposal (CSP) as the method of construction procurement for the project.

The project architect, VLK, completed the construction documents and the District requested proposals. Notification of the request for CSP was sent to local contractors, area chambers of commerce and contractors on a list supplied by the DFW Minority Business Council. Notice of the request for CSP was also advertised in accordance with state law.

Proposals were received from five general contractors:

Big Sky Construction, Inc.
MDI General Contractors, Inc.
Northridge Construction Group, LLC
RJM Contractors, Inc.
Reeder General Contractors, Inc.

Competitive Sealed Proposals received from the proposers were evaluated based criteria published in the CSP document:

Price	35%
Qualifications	40%
HUB Participation	10%
Interviews	15%

An evaluation committee consisting of the Chief Financial Officer, Executive Director of Plant Services, Director of Facility Planning and Construction, the Senior Project Manager, Staff Architect, and the Design Architect completed evaluations. Interviews were conducted by the Chief Financial Officer, Executive Director of Plant Services, Director of Facility Planning and

Construction, and the Design Architect. Reeder General Contractors, Inc., (Reeder) ranked highest amongst all proposers at 80.71 points. District staff worked with Reeder to ensure that the intended project scope is being addressed, identify opportunities to reduce the proposed cost and verify the project budget.

The architect's letter of recommendation for construction contract award for renovation, condition deficiency, and life cycle improvements for Carter JHS, Blanton ES and Crow ES is attached.

Pending approval of the CSP, work on this project will begin in the fall of 2018 with substantial completion expected in the summer of 2019.

Based on the evaluation process, the committee recommends the Competitive Sealed Proposal as submitted by Reeder in the amount of \$8,300,000. This CSP is under the original construction budget by \$912,364.



September 26, 2018

Wm. Kelly Horn, RTSBA
Executive Director of Plant Services
Arlington Independent School District
1201 Colorado Lane
Arlington, Texas 76015

Reference: Renovations to Blanton and Crow Elementary Schools and Carter Junior High School
Arlington ISD Phase 4 Bid Package 7

Dear Mr. Horn:

VLK Architects has reviewed the Schedule of Values (SOV), provided by Reeder General Contractors for the above mentioned project. We believe the CSP amount of: \$8,300,000.00 accurately reflects the scope of work documented in the Contract Documents dated August 13, 2018, the three issued addenda, and the subsequent work sessions with Reeder General Contractors and Arlington ISD.

It is our recommendation that Arlington ISD approve the proposed CSP at this time.

Sincerely,

A handwritten signature in black ink, appearing to read "Angela Mitchell", is written over a horizontal line.

Angela Mitchell, AIA

cc: Javier Fernandez, AISD
Richard Flores, AISD
File

Summary

PROJECT NAME: Blanton, Crow, & Carter Renovations Project
PHASE - BID PACKAGE: PH4-BP07
PROJECT #: CSP 19-17

PROPOSAL SELECTION CRITERIA	
Price	35%
HUB Commitment	10%
Qualifications	40%
Interview	15%
Total	100%

PRE INTERVIEW PROPOSAL EVALUATION								
Proposer	Price	Price Score	HUB Commitment %	HUB Score	Qualifications	Qualifications Score	Total Score	Ranking
Big Sky Construction	\$8,925,000	26.55	20	10.00	77.67	31.07	67.62	3
MDI General Contractors	\$8,378,000	28.28	20	10.00	67.63	27.05	65.33	4
Northridge Construction Group, LLC	\$7,500,000	31.59	50	10.00	44.99	18.00	59.59	5
RJM Contractors, Inc.	\$6,770,000	35.00	35	10.00	60.21	24.09	69.09	1
Reeder General Contractors, Inc.	\$8,150,000	29.07	20	10.00	74.63	29.85	68.93	2

POST INTERVIEW PROPOSAL EVALUATION									
Proposer	Price	Price Score	HUB Commitment %	HUB Score	Qualifications	Qualifications Score	Interview Score	Total Score	Ranking
Big Sky Construction	\$8,925,000	26.55	20	10.00	77.67	31.07	11.68	79.29	3
MDI General Contractors	\$8,378,000	28.28	20	10.00	67.63	27.05	10.61	75.94	4
RJM Contractors, Inc.	\$6,770,000	35.00	35	10.00	60.21	24.09	11.57	80.66	2
Reeder General Contractors, Inc.	\$8,150,000	29.07	20	10.00	74.63	29.85	11.79	80.71	1

Arlington Independent School District Board of Trustees Communication

Meeting Date: October 4, 2018

Consent Item


Subject: Selection of Method of Procurement for 2014 Bond Project Renovations for
Phase V – Bid Packages 1-7

Purpose: To provide the Board of Trustees the opportunity to review and approve the procurement methods for 2014 Bond Project Renovations for Phase V – Bid Packages 1-7.

Background: Board Policy CV (Local) requires, "the Board shall determine the project delivery/contract award method to be used for each construction contract valued at or above \$50,000. To assist the Board, the Superintendent shall recommend the project delivery/contract award method that he or she determines provides the best value to the District."

Administration recommends that Competitive Sealed Proposal (CSP) be considered as the procurement method for the various projects included in Phase V – Bid Packages 1-7 of the 2014 Bond Program. Included herewith is a memorandum with a brief description of the two most commonly used construction procurement methods and a recommendation explaining why CSP is considered the procurement method that will provide the best value for projects in Phase V – Bid Packages 1-7.

Recommendation: Administration recommends approval of CSP as the procurement method for each of the projects included in Phase V – Bid Packages 1-7 of the 2014 Bond Program.

Submitted to: Board of Trustees Arlington Independent School District	Submitted by: 
	Prepared by: Wm. Kelly Horn
	Date: September 24, 2018



MEMORANDUM

TO: Cindy Powell, Chief Financial Officer
FROM: Wm. Kelly Horn, Executive Director of Plant Service
DATE: September 24, 2018
SUBJECT: 2014 Bond Program, Phase V Construction Methods of Procurement

State law sets forth eight procurement methods that governmental entities, including school districts, can use to procure construction services. As summarized in Board Policy CV (LEGAL), the law requires all district construction contracts valued at \$50,000 or more in the aggregate for each 12 month period to be made by the method that provides the best value to the district, and the Board must declare the procurement method to be used for each project. The two methods used most commonly statewide are Competitive Sealed Proposal and Construction Manager at Risk. Following is a brief description of these procurement methods and recommendations for the procurement method to be utilized for the construction projects in phase V of the bond program.

Competitive Sealed Proposal (CSP)

CSP is a delivery method similar to competitive bidding in that the District selects an Architect/Engineer to design the project. Once the construction documents are fully completed, the District solicits proposals from contractors to perform the work. Selection is generally based on a combination of price and other factors that the District deems in its best interest, such as project team personnel, schedule, contractors past experience, etc.

Construction Management at Risk (CMR)

CMR is a delivery method wherein the Construction Manager at Risk serves as the General Contractor assuming the risk for construction guaranteed price and provides design phase consultation in evaluating costs, schedule, implications of alternative designs and systems and materials during and after design of the facility.

Procurement Method Recommendation for Bond 2014 Phase V Projects:

Listed below are all 2014 Bond Program Phase V projects and the recommended construction procurement method for each project:

Competitive Sealed Proposal (CSP) Recommendation:

These projects are primarily deficiency and life cycle replacement work with a relatively small project scope. Project phasing and scheduling are simplified and defined. District Administration and project architects have determined that the current construction market is more favorable for CSP project delivery with potentially greater project value achieved as a result of more aggressive and competitive pricing:

PH5-1	Beckham ES	Deficiency and Life Cycle Replacement	Construction Budget	\$ 50,964
	Pearcy ES	Deficiency and Life Cycle Replacement	Construction Budget	\$ 530,427
	Food Service Warehouse	Deficiency and Life Cycle Replacement	Construction Budget	\$ 16,040
PH5-2	Anderson ES	Deficiency and Life Cycle Replacement	Construction Budget	\$ 565,884
	Remyense ES	Deficiency and Life Cycle Replacement	Construction Budget	\$ 703,277
PH5-3	Shackelford JHS	Deficiency and Life Cycle Replacement	Construction Budget	\$1,924,107
	North Warehouse	Deficiency and Life Cycle Replacement	Construction Budget	\$ 1,171
PH5-4	Burgin ES	Deficiency and Life Cycle Replacement	Construction Budget	\$1,111,339
	Hale ES	Deficiency and Life Cycle Replacement	Construction Budget	\$1,330,905
PH5-5	5618 Arkansas Ln.	Deficiency and Life Cycle Replacement	Construction Budget	\$ 966,803
	Young JHS	Deficiency and Life Cycle Replacement	Construction Budget	\$1,392,872
	Ditto ES	Deficiency and Life Cycle Replacement	Construction Budget	\$1,741,688
	Hilldale Annex	Deficiency and Life Cycle Replacement	Construction Budget	\$ 5,653
PH5-6	Barnett JHS	Deficiency and Life Cycle Replacement	Construction Budget	\$2,159,107
	Bryant ES	Deficiency and Life Cycle Replacement	Construction Budget	\$1,916,403
	West ES	Deficiency and Life Cycle Replacement	Construction Budget	\$1,286,212
PH5-7	Administration Building	Deficiency and Life Cycle Replacement	Construction Budget	\$ 14,832
	Auxiliary	Deficiency and Life Cycle Replacement	Construction Budget	\$ 39,427
	Personnel Bldg.			
	Annex I	Deficiency and Life Cycle Replacement	Construction Budget	\$ 170,289
	Annex II	Deficiency and Life Cycle Replacement	Construction Budget	\$ 249,070
	Annex III	Deficiency and Life Cycle Replacement	Construction Budget	\$ 44,540
	Annex IV	Deficiency and Life Cycle Replacement	Construction Budget	\$ 71,005
	Food Service Warehouse	Deficiency and Life Cycle Replacement	Construction Budget	\$ 496,561
	Service Center	Deficiency and Life Cycle Replacement	Construction Budget	\$ 223,889
	Transportation Center	Deficiency and Life Cycle Replacement	Construction Budget	\$ 186,397