

Bowie High School

Graduation Information



Class of 2026

Diploma Pick-Up

Pick Up Requirements

All fines must be cleared.

Students must be cleared for graduation by their counselor **(May 29)**

You may pick up tickets ONLY on your designated day (NO EXCEPTIONS)

You must have a valid ID to pick up your diploma, tickets & programs.

Bowie High School Cafeteria

8 am - 12 pm

Alpha A-MOR: Thursday, May 28th

Alpha MOS-Z: Friday, May 29th

- Station 1 - Fines
- Station 2 - Counselor
- Station 3 - Flash Photography
- Station 4 - Tickets & Programs

Tickets & Programs

You **MUST** have your diploma to receive your tickets & programs

15 Tickets
5 Programs



- **Everyone**, including children and lap babies, **requires a ticket** per TEA Graduation Guidelines
- You must show **a valid ID to pick up the diploma & tickets.** (No Exceptions)
- **All tickets are General Admission (open seating regardless of the seat # printed on the ticket.**

Extra Ticket Requests

To be eligible to receive **up to 5 additional tickets**, this form must be completed.

- **Form Deadline: Wednesday, May 20th (No exceptions)**
- Additional tickets are **FREE**. We do not sell extra tickets.
- Ticket requests will be filled in the order received. (First-come, first-served)
 - No guarantee that additional tickets will be available.
 - No guarantee that you will receive the number requested.
 - We will not be able to confirm availability until the Day of pick-up, once the **Graduate List** is finalized.
- **Additional tickets will be distributed during regular ticket pick-up times (see below)**

Extra Ticket Distribution Date: Your designated ticket pick up day

Request Form



<https://forms.gle/Y9Vdda5NwxaE4Brx8>

****Email requests will not be honored**



When: **Tuesday, June 2nd, 2026**

Where: **Globe Life Field, 734 Stadium Dr. Arlington, TX 76011**

Arrival: **Ceremony begins at 8:00am**

- *Doors open for students and guests at 7:00am (90 minute Ceremony)*

- *Please visit the [AISD FAQ landing page](#) for more details*
- *The ceremony will be live streamed on [aisd.net](#)*



Globe Life Field Guidelines

Allowed

- Flowers
- Bags & Purses
 - must be soft sided
 - do not exceed 16' x 16' x 8"
- Backpacks
 - (single-compartment drawstrings bags that do not exceed the size of 16" x 16" x 8"

Not Allowed

- Bullhorns
- Banners
- Large Backpacks
- Noise Makers,
- Balloons
- Water, Food or Snacks

Graduates: do not bring any unnecessary or prohibited items.

Parking and Entry



Students

- **Parking Lot R**
- Enter at the orange arrow

Family & Guests

- **Parking Lot R**
- Additional parking Lot B
- Enter at blue arrow

Staff

- **Park in Lot A**
- Enter through Lot A
- Must have your Staff ID to enter the venue.



Handicapped Parking

GLF has several handicapped parking spaces in **Parking Lot R**. Globe Life Field will also have shuttles available in the parking lot to assist guests in need from the parking lot to the ballpark entry. However, the ballpark does not have people assigned to assist guests to their seats. We recommend guests with disabilities arrive early.

Stadium Entrance

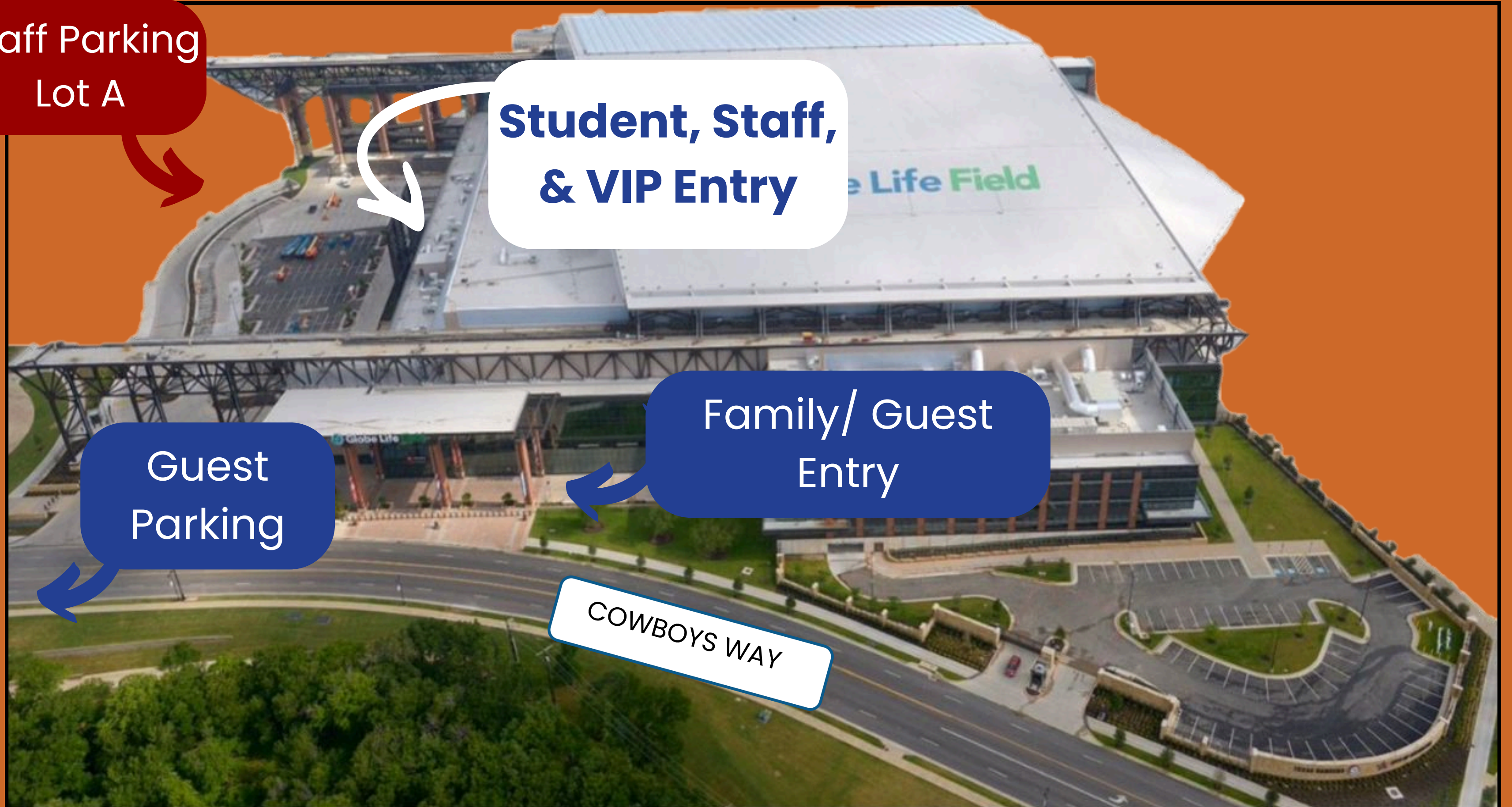
Staff Parking
Lot A

Student, Staff,
& VIP Entry

Family/ Guest
Entry

Guest
Parking

COWBOYS WAY



Stadium Entrance



Graduates

- seated in lower concourse (spots marked in red)

Family & Guests

- Seated in Main Concourse (spots marked blue)

Important Info

- ASL Interpreter will be projected on screen
- Handicap seating and elevators are available throughout the stadium.

Dress Code

A graduation is a dignified and formal ceremony, please dress accordingly.

- **Gentlemen:** Dress pants & shirt (tie optional), no jeans.
- **Ladies:** School appropriate dresses, or pants. Comfortable shoes.
- **Gowns** must be zipped before crossing stage.
- **Sunglasses** or unnecessary accessories. Unauthorized items will be confiscated before you cross stage.
- Tassels are worn on the **RIGHT** side until the **Principal** instructs you to flip it to the left during the ceremony.

Dress Code



Order your cap and gown from Jostens at

www.Goldengraduation.com

Jostens – Arlington 2016 E. Randol Mill Rd., Suite 401 Arlington, TX 76011 (817)-461-6837

Hours of operation: Monday – Thursday, 10am-5pm

Graduation Caps



No decorations allowed

- Decorated REMOVABLE caps must be left at your seat.
- Students will not be permitted to cross stage with decorated caps.
- You will be asked to remove your cap before stepping on field.



Do NOT throw your caps.

You can purchase a new cap on site from Jostens.

REGALIA



APPROVED REGALIA:

- 1st place UIL and State Championship medals
- Scholarship Medals (Richard Green, Arlington Chamber, etc.)
- Awards from Counselors (Senior Awards), CTC, Approved Club Sponsorships
- Military Branch Stoles given to you by Recruitment Officers

If in doubt, please confirm with your counselor or sponsor

ONLY SCHOOL ISSUED REGALIA MAY BE WORN

NON-SCHOOL issued regalia must remain at your seat or it will be confiscated before you cross the stage. We are not responsible for lost items. Failure to comply and remove unofficial items will result in not being allowed to walk the stage.

Unapproved:

- Unofficial cords
- Personalized Stoles
- Cultural Stoles
- Leis
- Flags



**Anything you personally purchased is not authorized*

Cell Phone Use: During the Ceremony

- Cell phones must be silenced while in the stands
- Cell Phones must be in your pocket/out of sight when crossing the stage
 - (Something to consider if wearing a dress without pockets)
- You can NOT cross the stage with a phone in your hand.
 - Phones will be confiscated if seen as you prepare to cross the stage.
 - They will be returned after you cross the stage or at the end of the ceremony.
- Refusal to comply will only keep you from crossing the stage and security will escort you out. We don't want to do this so...

Keep your phones away while crossing the stage

We encourage students to leave their cell phones with family for safe keeping.



Section and Seat Info

★ There is NO dress rehearsal

★ There is NO processional

Day of Graduation

- BE ON TIME!! Arrive by 7 am and check in with your section leader
- Receive name card (check for spelling/ pronunciation
 - Write your name phonetically if you think it'll be mispronounced.

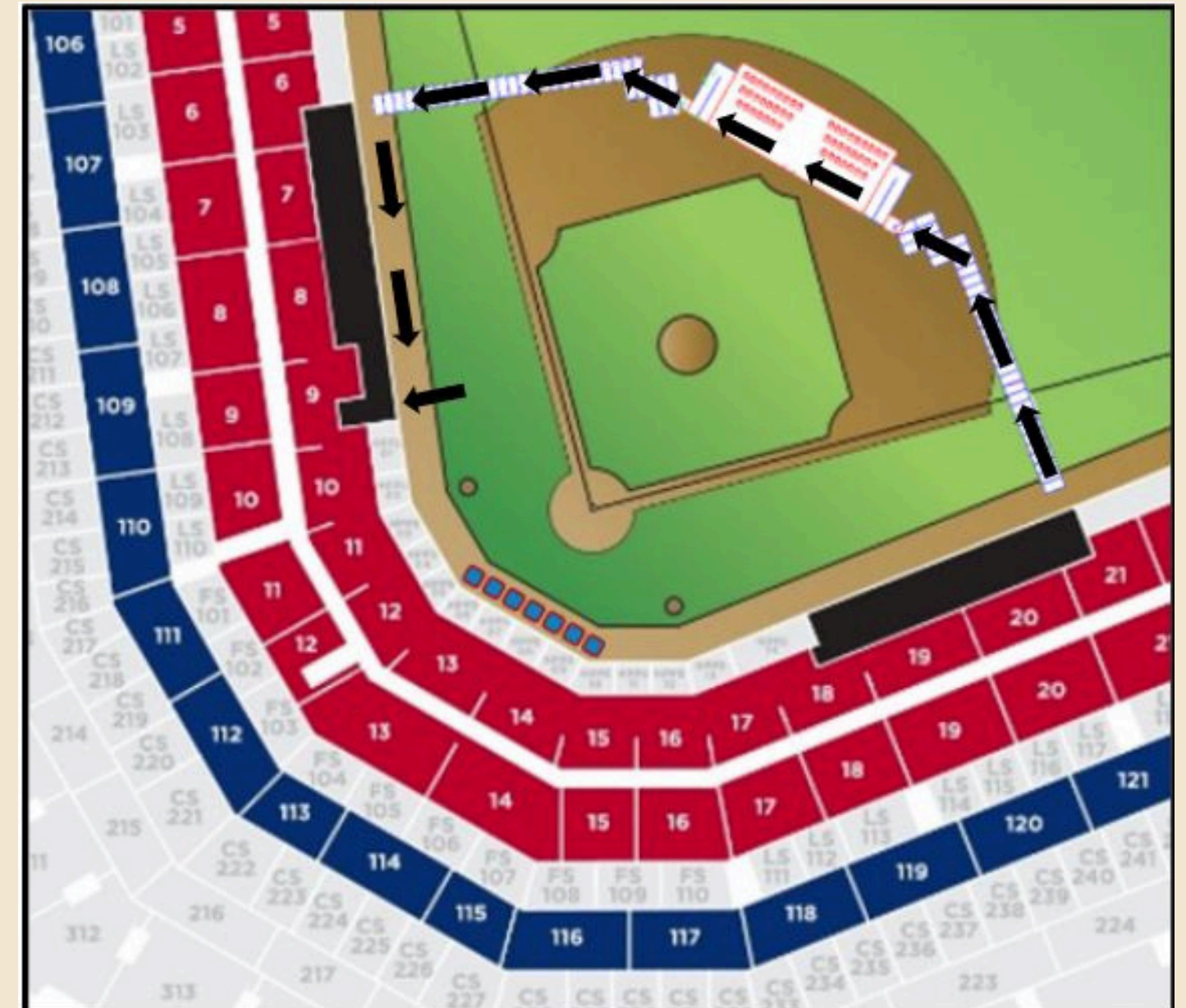
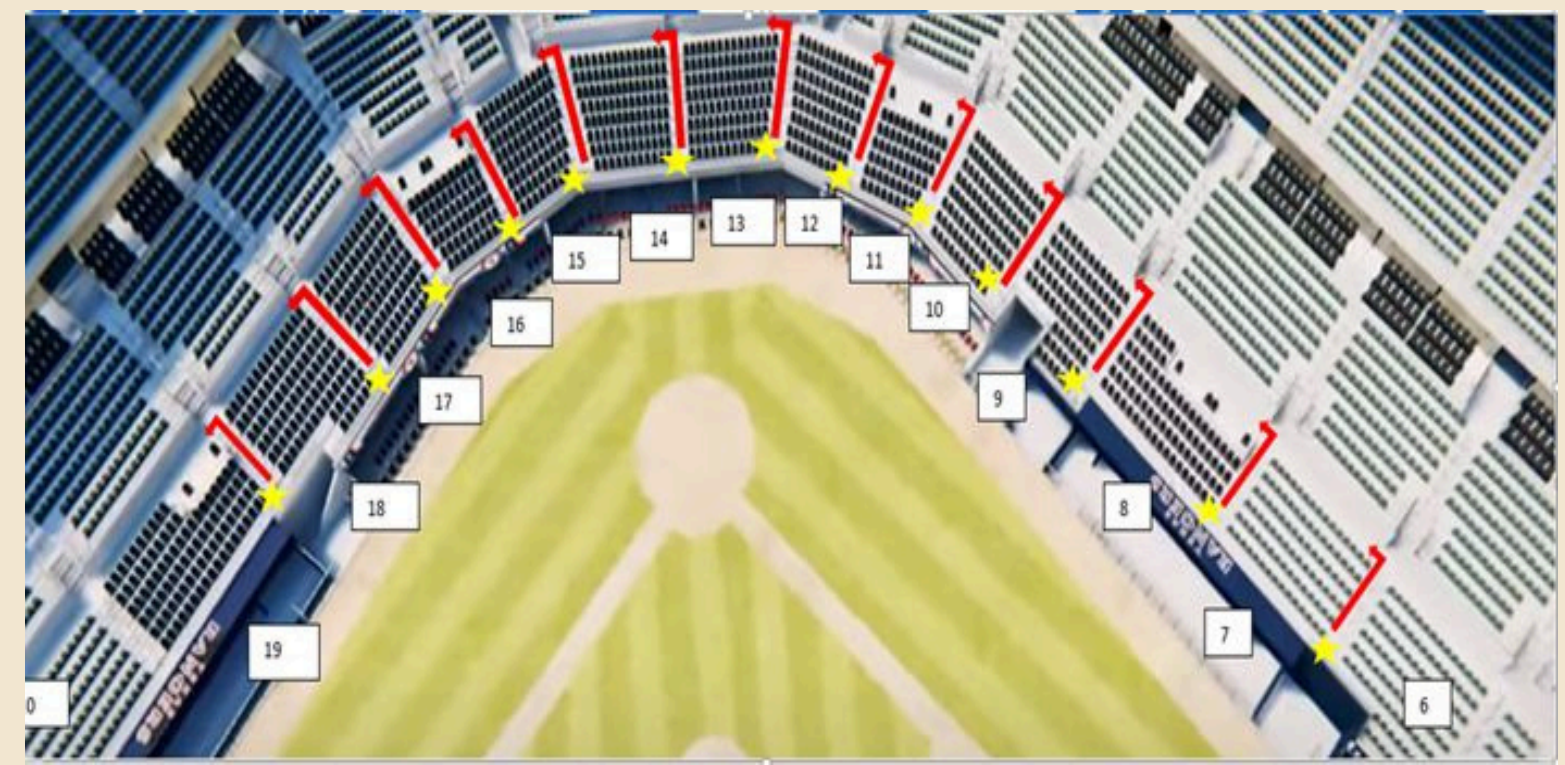


Take your name card with you when it's time to cross the stage, Please don't forget it!

Crossing Stage

- You will be presented as graduates and instructed to turn your tassel to the LEFT side of your cap. Follow Section Leaders instructions
- **Put away phones at this time.**
- **Don't forget your name card.**
- Staff will usher you to field. (*Please keep up with the pace, no gaps*).
- Once name is called walk towards the Principal, take your diploma cover, pause for picture.
- Exit stage and follow the path to the Germania Club...

*Students requiring wheelchair access will have staff available to assist.



Germania Lounge / Flash Photography

- Take your Official Graduation Photo.
- You will be ushered up the stairs and back to your assigned seat.
- Please do NOT stray or go to restroom at this time.
- Flash Photography will send you a personal code to login and view your proofs to purchase.



End of Ceremony & Dismissal

- Closing remarks by our Principal Mr. Jones
- Alma Mater will play one last time for you.
 - **Make sure you know the words!**
- Mr. Jones will dismiss you
- Don't leave anything behind.
- You can't re-enter seating area.
- Once dismissed proceed toward the exit to join your family or meet them in the guest parking lot.



Questions?

If you have any questions, please contact:

- **Graduation Coordinator:**

- Mrs. Tamandria Johnson tjohns40@aisd.net

- **Graduation Lead Counselor:**

- Ms. Denese Scott dscott1@aisd.net

- **Graduation Administrator:**

- Mrs. Cecily Crawford ccrawfo1@aisd.net



Check social Media and the BHS website for additional/upcoming information

Graduation Seat Finder

