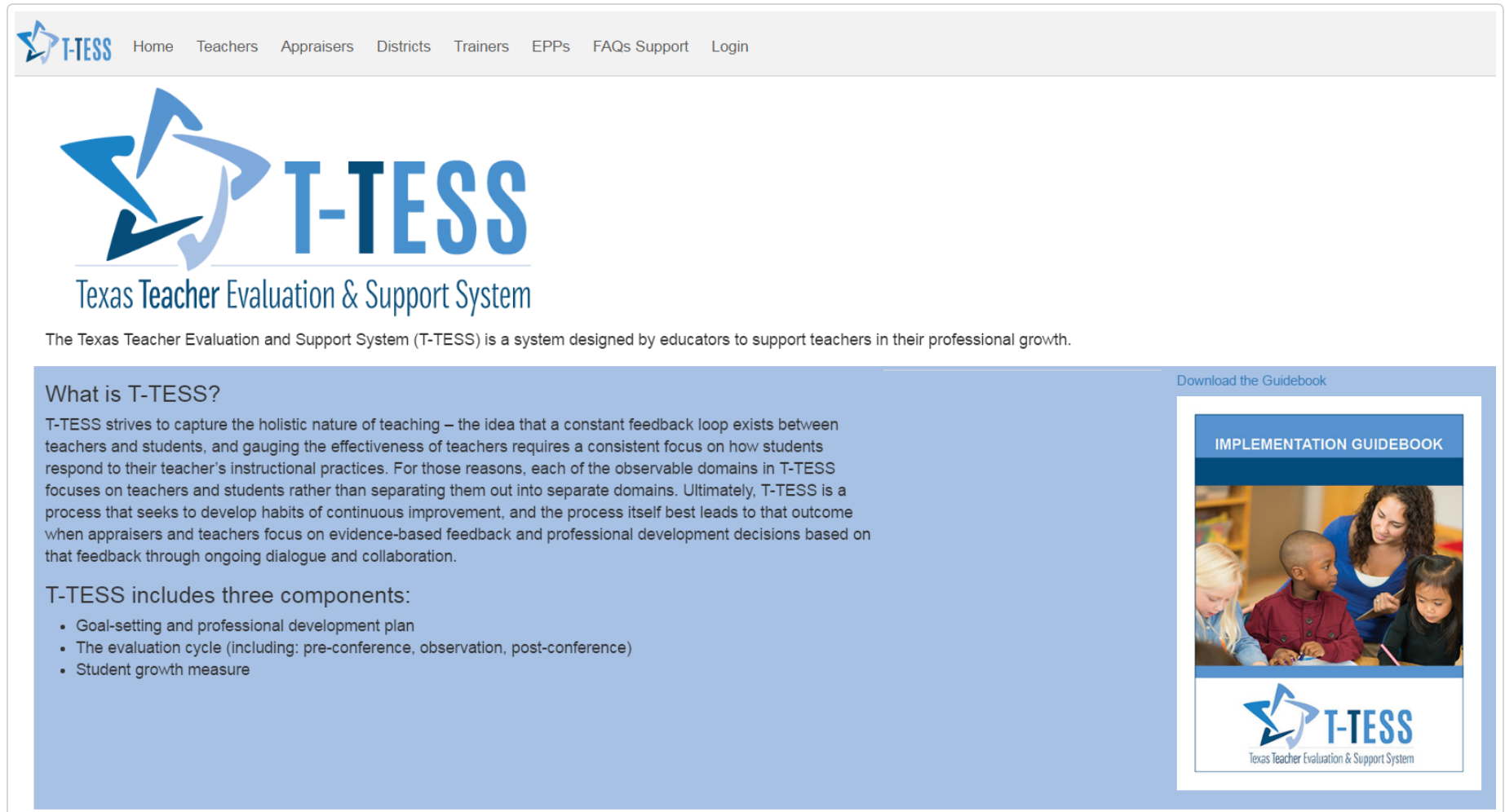


# How to Print My T-TESS Certification of Completion

1. Login to the **TeachforTexas.org** site by clicking on the **'Login'** link on the top menu.



[T-TESS](#) Home Teachers Appraisers Districts Trainers EPPs FAQs Support Login

## T-TESS

Texas Teacher Evaluation & Support System

The Texas Teacher Evaluation and Support System (T-TESS) is a system designed by educators to support teachers in their professional growth.

### What is T-TESS?


T-TESS strives to capture the holistic nature of teaching – the idea that a constant feedback loop exists between teachers and students, and gauging the effectiveness of teachers requires a consistent focus on how students respond to their teacher's instructional practices. For those reasons, each of the observable domains in T-TESS focuses on teachers and students rather than separating them out into separate domains. Ultimately, T-TESS is a process that seeks to develop habits of continuous improvement, and the process itself best leads to that outcome when appraisers and teachers focus on evidence-based feedback and professional development decisions based on that feedback through ongoing dialogue and collaboration.

T-TESS includes three components:

- Goal-setting and professional development plan
- The evaluation cycle (including: pre-conference, observation, post-conference)
- Student growth measure

[Download the Guidebook](#)

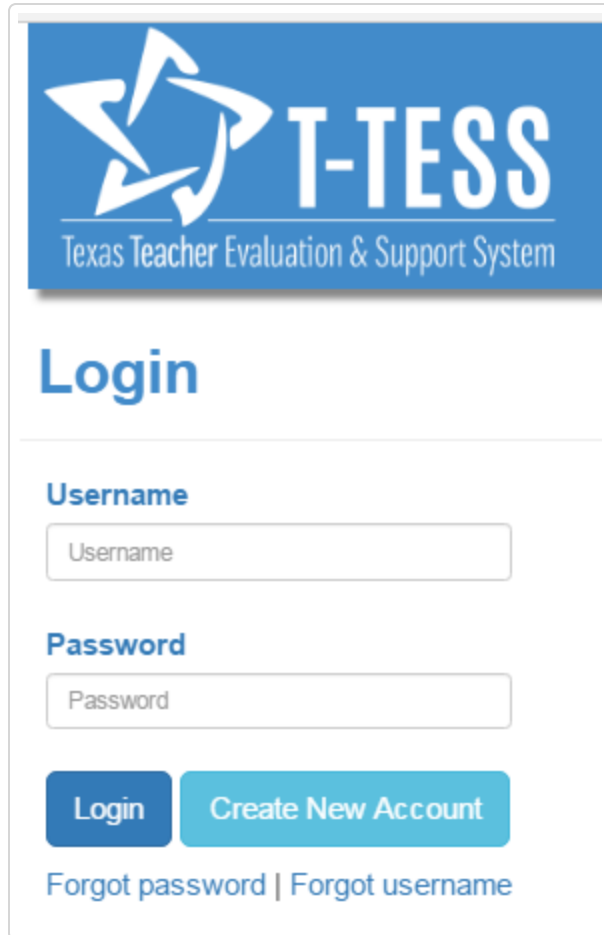
**IMPLEMENTATION GUIDEBOOK**



[T-TESS](#)  
Texas Teacher Evaluation & Support System

[Home](#) [Teachers](#) [Appraisers](#) [Districts](#) [Trainers](#) [EPPs](#) [FAQs Support](#) **Login**

2. Login with your **Username** and **Password** on the '**Login**' Page.



**T-TESS**  
Texas Teacher Evaluation & Support System

## Login

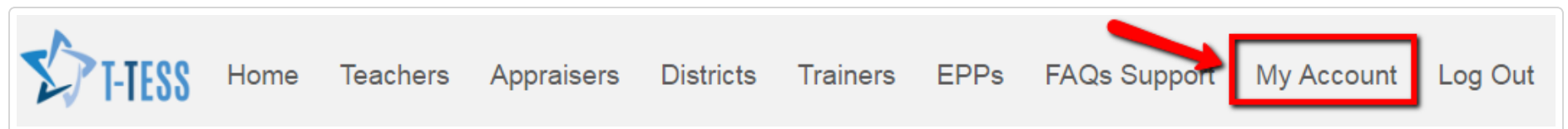
**Username**

**Password**

[Login](#) [Create New Account](#)

[Forgot password](#) | [Forgot username](#)

3. Click on the '**My Account**' link on the top menu.



4. Click on the '**Review Certificates**' link on the left menu. Then click on '**Print**' for the certificate that you would like to either print or save to your computer.

The screenshot shows the T-TESS web application interface. At the top, there is a navigation menu with links for Home, Teachers, Appraisers, Districts, Trainers, EPPs, FAQs Support, My Account, Log Out, Eval Mgt, and Admin. Below the navigation menu is a blue header banner with the T-TESS logo and the text 'Texas Teacher Evaluation & Support System'. On the left side, there are three menu items: 'Account Info', 'Reset Password', and 'Review Certificates'. The 'Review Certificates' button is highlighted with a red box. The main content area is titled 'My Certificates' and contains a table with the following data:

School Year	Certification Status	Certification Date	Print
2016-2017	Certified	6/23/2016 8:26:00 AM	<input type="button" value="Print"/>
2015-2016	Certified	3/31/2016 11:22:00 AM	<input type="button" value="Print"/>

The 'Print' button for the 2016-2017 certification is highlighted with a red box and a red arrow pointing to it.

**Here is an example of what your certificate will look like.**



✉ *Still need help? Contact Us (/contact)*

*Last updated on June 20, 2017*

#### RELATED ARTICLES

📄 [Who Can Print a Copy of a T-TESS Certificate of Completion \(/article/219-who-can-print-a-copy-of-a-t-tess-certificate-of-completion\)](/article/219-who-can-print-a-copy-of-a-t-tess-certificate-of-completion)

© Region 13 ESC (<https://teachfortexas.org/>) 2018. Powered by Help Scout ([https://www.helpscout.net/features/docs/?utm\\_source=docs&utm\\_medium=footerlink&utm\\_campaign=Docs+Branding](https://www.helpscout.net/features/docs/?utm_source=docs&utm_medium=footerlink&utm_campaign=Docs+Branding))