

**ARLINGTON INDEPENDENT SCHOOL DISTRICT  
REGULAR MEETING OF THE BOARD OF TRUSTEES  
Tuesday, October 18, 2022  
5:00 p.m.**

**NOTICE of Regular Meeting of the Board of Trustees at the Administration Building,  
Board Room, 690 East Lamar Boulevard, Arlington, Texas**

Meetings may be viewed online at [www.aisd.net](http://www.aisd.net). One or more members of the Board of Trustees may participate in this meeting via videoconference call. A quorum of the Board of Trustees will be physically present at the Administration Building.

*Members of the public who desire to address the board regarding an item on this agenda must comply with the following registration procedures: Members of the public seeking to provide comments concerning an agenda item or non-agenda item shall be required to register at <https://www.aisd.net/boardmeetingspeakerrequest> **NO LATER THAN 3:00 p.m. the day of the board meeting** indicating (1) person's name; (2) subject the member of the public wishes to discuss, and; (3) telephone number at which the member of the public may be reached.*

**CALL TO ORDER: 5:00 p.m., Board Chamber**

**CLOSED MEETING: Board Conference Room**

Adjournment to closed meeting pursuant to Sections 551.071 (consultation with attorney to seek and receive legal advice); 551.072 (discuss the purchase, exchange, lease or value of real property); Section 551.073 – (negotiating contracts for prospective gifts or donations); Section 551.074 - (consider the appointment, employment, evaluation, reassignment, duties, discipline, non-renewal or dismissal of a public officer or employee, or to hear complaints or charges against a public officer or employee); Section 551.076 (consider the deployment, or specific occasions for implementation, of security personnel and devices); Section 551.082 – (discussing or deliberating the discipline of a public school child or children, or a complaint or charge is brought against an employee of the school district by another employee); Section 551.0821 – (deliberating in a matter regarding a public school student if personally identifiable information about the student will necessarily be revealed by the deliberation); Section 551.083 (considering the standards, guidelines, terms or conditions the Board will follow, or instruct its representatives to follow, in consultation with representatives of employee groups in connection with consultation agreements).

1. Administration Appointments/Personnel Ratification
2. Superintendent Evaluation and Goal Setting
3. Board Evaluation
4. Texas School Safety Center Campus Intruder Detection Audits

**RECONVENE INTO OPEN SESSION: 6:30 p.m., Board Room**

**OPENING CEREMONY:**

**PROGRAM AND/OR PRESENTATION:**

This time has been designated for the purpose of allowing programs and/or presentations relating to matters such as curricular, extracurricular, co- curricular and PTA type activities.

- A. Lucretia Council Cochran Chapter of the Daughters of the American Revolution (DAR) Presentation

**PUBLIC HEARING:**

- A. “Schools FIRST” – State Financial Accountability Rating

**OPEN FORUM FOR AGENDA ITEMS:**

Must Pre-Register. Registration as stated above must be completed in its entirety and submitted no later than **3:00 p.m.** This first Open Forum is limited to agenda items other than personnel. Any personnel concern should be brought directly to the Superintendent or Board President prior to the meeting, who will guide you to the proper procedure pursuant to Board Policy. Speakers will be limited to two (2) minutes. When more than one individual wishes to address the same agenda item, the President may ask the group to appoint one spokesperson.

**APPOINTMENTS:**

- A. Consider Ratification of Administrative Appointments: (pg. 7)  
Assistant Principal for Crouch Elementary, Assistant Principal for Foster Elementary

**ACTION:**

- A. Consider 2022-2023 Campus Performance Objectives and District Scorecard (pg. 8)
- B. Consider 2023 Legislative Agenda (pg. 9)
- C. Consider Targeted Improvement Plans (TIP) for Comprehensive Support Campus (Sam Houston High School) and Effective School Framework Grant Campuses (Hale Elementary School, Morton Elementary School, Rankin Elementary School and South Davis Elementary School) (pg. 14)

**CONSENT AGENDA:**

- A. Approval of Donations to the Arlington Independent School District (pg. 15)
- B. Approval of Bids, Purchases, Construction Items (pg. 18)  
23-02d Outside Contracted Services  
23-06d Academic Educational Consultants and Professional Development Services  
23-07 Brand Reputation and Strategic Crisis Communications

- C. Approval of Purchases Greater Than \$50,000 Exempt from Bid (pg. 26)
  - 22-10-18-01 Assessment Software
  - 22-10-18-02 AISD Police Academy
  - 22-10-18-03 Roof Repairs at Various Locations
- D. Approval of Budget Amendment, October 2022 (pg. 28)
- E. Approval of Monthly Financial Report for Period Ending August 31, 2022 (pg. 32)
- F. Approval of Monthly Investment Report for Period Ending August 31, 2022 (pg. 42)
- G. Approval of Annual Audit Plan (pg. 64)
- H. Approval of Salvage Property (pg. 68)

**DISCUSSION:**

- A. House Bill 3 and District Improvement Plan Progress Monitoring Update (pg. 71)
- B. ASPIRE AISD Leadership Development Update (pg. 72)
- C. Texas School Safety Center Campus Intruder Detection Audits Update

**OPEN FORUM FOR NON-AGENDA ITEMS:**

Must Pre-Register. Registration as stated above must be completed in its entirety and submitted no later than **3:00 p.m.** Any personnel concern should be brought directly to the Superintendent or Board President prior to the meeting, who will guide you to the proper procedure pursuant to Board Policy. Speakers will be limited to two (2) minutes. When more than one individual wishes to address the same agenda item, the President may ask the group to appoint one spokesperson.

**SUPERINTENDENT'S REPORT:**

This time is for the Superintendent to acknowledge varying kinds of activities occurring within the district. This includes such items as recognition of outstanding performance by district staff and/or students, the initiating of new programs and special activities.

The Superintendent will report on the following subjects:

- A. Recognition of outstanding performance by district staff and students
- B. Initiation of new programs and special activities

**SCHOOL BOARD'S REPORTS:**

This time on the Agenda allows each member to inform other Board Members, the administrative staff and the public of activities which are of interest.

The Board Members will report on the following subjects:

- A. Board member attendance at various school and community events.
- B. Board member announcement of various upcoming school and community events.
- C. Board member visits to various campuses
- D. Board member recognition of outstanding performance by district staff and students
- E. Board member recognition of new programs and special activities

### **CLOSED MEETING:**

At any time during the meeting the Board may adjourn into closed meeting for consultation with its attorney (Tex. Gov't Code § 551.071) or for a posted agenda item pursuant to Texas Government Code sections 551.072 – 551.084 (see below).

### **ADJOURNMENT**

---

*The agenda order may be adjusted by the Presiding Officer at any time during the meeting.*

If, during the course of the meeting, discussion of any item on the agenda should be held in a closed meeting, the board will conduct a closed meeting in accordance with the Texas Open Meetings Act, Texas Government Code, chapter 551, subchapters D and E or Texas Government Code section 418.183(f).

If, during the course of the meeting covered by this Notice, the Board should determine that a closed meeting of the Board should be held or is required in relation to any item included in this notice, then such closed meeting is authorized by Texas Government Code Section 551.001, et. seq., for any of the following reasons:

Section 551.071 - For the purpose of a private consultation with the Board's attorney on any or all subjects or matters authorized by law.

Section 551.072 - For the purpose of discussing the purchase, exchange, lease or value of real property.

Section 551.073 - For the purpose of negotiating contracts for prospective gifts or donations.

Section 551.074 - For the purpose of considering the appointment, employment, evaluation, reassignment, duties, discipline or dismissal of a public officer or employee or to hear complaints or charges against a public officer or employee.

Section 551.076 - To consider the deployment, or specific occasions for implementation, of security personnel and devices.

Section 551.082 - For the purpose of deliberating in a case involving discipline of a public school child or children, or in a case in which a complaint or charge is brought against an employee of the school district by another employee and the complaint or charge directly results in a need for a hearing.

Section 551.0821 - For the purpose of deliberating in a matter regarding a public school student if personally identifiable information about the student will necessarily be revealed by the deliberation.



Section 551.083 - For the purpose of considering the standards, guidelines, terms or conditions the Board will follow, or instruct its representatives to follow, in consultation with representatives of employee groups in connection with consultation agreements provided for by Section 13.901 of the Texas Education Code.

Section 551.084 - For the purpose of excluding a witness or witnesses from a hearing during examination of another witness.

Should any final action, final decision or final vote be required in the opinion of the Board with regard to any matter considered in such closed meeting, then such final action, final decision or final vote shall be at either:

- A. the open meeting covered by this notice upon the reconvening of this public meeting, or
- B. at a subsequent public meeting of the Board upon notice thereof, as the Board shall determine.

Before any closed meeting is convened, the presiding officer will publicly identify the section or sections of the Act authorizing the closed meeting. All final votes, actions, or decisions will be taken in open meeting.

**CERTIFICATE AS TO POSTING OR GIVING OF NOTICE**

On this 14th day of October, 2022 at 5:00 p.m., this notice was posted on a bulletin board at a place convenient to the public at the central administrative office of the Arlington Independent School District, 690 East Lamar Boulevard, Arlington, Texas and readily accessible to the general public at all times beginning at least 72 hours preceding the scheduled time of the meeting.



---

**Dr. Marcelo Cavazos, Superintendent**

## Arlington Independent School District Board of Trustees Communication

<b>Meeting Date:</b>	October 18, 2022	<b>Action Item</b>
<b>Subject:</b>	Ratification of Administrative Personnel	

**Purpose:**


The purpose of this action item is to ratify the appointment of the Assistant Principal for Crouch Elementary and Assistant Principal for Foster Elementary.

**Background:**

Screening and interview committees consisting of administrative staff have submitted the names to the Superintendent for consideration.

**Recommendation:**

The administration recommends the Board ratify the appointment of the applicants for the administrative positions listed above as discussed in Executive Session.

<b>Submitted to:</b>  Board of Trustees Arlington Independent School District	<b>Submitted by:</b> 
	<b>Prepared by:</b> Scott Kahl
	<b>Date:</b> October 11, 2022

# Arlington Independent School District Board of Trustees Communication

<b>Meeting Date:</b> October 18, 2022	<b>Action Item</b>
<b>Subject:</b> 2022-2023 Campus Performance Objectives and District Scorecard	

**Purpose:**


To consider campus improvement plans' performance objectives and the District Scorecard for Board approval.

**Background:**

Board policy BQ-Legal requires that the Arlington Independent School District Board of Trustees approve the campus improvement plans' performance objectives.

**Recommendation:**

The administration recommends the Board approves the 2022-2023 campus improvement plans' performance objectives and the District Scorecard.

<b>Submitted to:</b>  Board of Trustees Arlington Independent School District	<b>Submitted by:</b> 
	<b>Prepared by:</b> Dr. A. Tracie Brown
	<b>Date:</b> October 11, 2022

**Arlington Independent School  
District Board of Trustees  
Communication**

<b>Meeting Date:</b>	October 18, 2022	<b>Action Item</b>
<b>Subject:</b>	Consider 2023 Legislative Agenda	

**Purpose:**

To provide the Board with the opportunity to act on a legislative agenda for the 88<sup>th</sup> Texas State Legislative Session.

**Background:**


The 88<sup>th</sup> Texas State Legislature will convene for 140 days, starting on January 10, 2023. Administration has drafted a Legislative Agenda to set forth the District’s position on legislative priorities organized under five broad categories:

- School Safety
- School Finance
- Human Capital
- Learning Lag
- Parent Rights

The Board Governance Committee has reviewed, discussed, and provided input on the draft agenda. After further discussion and considerations by the full Board, District administration will make necessary edits, and bring the Legislative Agenda back to the Board for action. Once approved, administration will actively educate the District’s legislators, along with key legislative leaders, on issues set forth as priorities in the legislative agenda in an effort to assist them in making informed decisions during the 88<sup>th</sup> Legislative Session.

**Recommendation:**

The Administration recommends that the Board approve a legislative agenda for the 88<sup>th</sup> Texas State Legislative Session.

<p><b>Submitted to:</b></p> <p>Board of Trustees Arlington Independent School District</p>	<p><b>Submitted by:</b> </p> <p><b>Prepared by:</b> Dr. Michael Hill</p> <p><b>Date:</b> October 11, 2022</p>
--	---

## **2023 Legislative Agenda**

### **2023 Legislative Priorities:**

- Allocate state funds to ensure that public education is not disrupted due to financial hardships created by the global health crisis after considering the impact of any federal funding provided directly to districts to meet those needs.
- Identify state revenue sources to sustain the finance system authorized through HB 3 and to continue buying down school district M&O tax rates.
- Ensure the Texas Education Agency's implementation of HB 3 aligns with legislative intent and make adjustments as necessary.
- Ensure that TRS continues the work it began following the 86<sup>th</sup> legislative session to increase access to affordable health insurance for public school employees.
- Require a complete recalibration of the accountability system in 2023.
- Ensure legislators recommend effective solutions and appropriate ongoing funding for threat assessments and identification, services and supports for students with mental health needs.

### **School Safety: *The Arlington ISD considers school safety to be its number one priority. The 88<sup>th</sup> Texas Legislature should:***

1. Increase funding for school districts to enhance their security. This should include increasing the school safety allotment. Lack of funding is often the largest barrier to implementing security enhancements and adding security personnel.
2. Differentiate between policy and practical applications. Allow most practical application decisions to be made at the local level. Many decisions are best made close to the facility, students, staff and parents.
3. Prioritize mental health by:
  - Working with school districts to create a platform that identifies students with mental health needs
  - Providing appropriate ongoing funding for identification, services and supports for students with mental health needs
  - Allowing school districts flexibility to determine how safety and mental health funds are spent in order to best meet local needs
  - Funding Multi-disciplinary Threat Assessment Teams for every school district so they are appropriately staffed and can effectively intervene to stop violence before it occurs.



**School Finance:** *The state's school funding model does not fully meet the state's education needs or account for recent challenges related to inflation and human capital. Legislation is needed that provides funding for public education to fully meet the mission and objectives described in Texas Education Code, Section 4.001 and the 60x30TX higher education plan. The 88<sup>th</sup> Texas Legislature should:*

**School Funding:**

1. Change the funding model to be based on enrollment, not attendance, as districts' expenses are based on enrollment, not attendance. Districts must provide staffing, facilities, technology, security, etc. for all students who enroll, regardless of their attendance.
2. Adjust the basic allotment for inflation. School districts' expenses have increased dramatically due to inflation and compensation, but the basic allotment and state funding have remained unchanged.
3. Increase existing allotments like the School Safety Allotment and Technology and Instructional Materials Allotment. Enhancing security necessitates additional funding, and additional funding for technology is required as districts like Arlington ISD increase technology access for students.
4. Reduce recapture. The 88<sup>th</sup> Legislature should not take actions that increase recapture for any district and should look for ways to reduce the burden of recapture on local communities.
5. Keep funding for public schools public. Reject legislation that diverts public funds to private institutions that are not accountable to the public for the use of those funds. Direct efforts to expand choice in education to public schools that are held accountable for their performance and are transparent in their use of taxpayer dollars.
6. Provide relief from existing unfunded state mandates and reject new unfunded state mandates.

**Student Achievement:**

1. Ensure all Texas public school students have access to an appropriate technology device and reliable internet connection.
2. Ensure the Texas Education Agency's implementation of HB 3 aligns with legislative intent.
3. Reject legislation that imposes financial responsibility or penalty on school districts to cure the state's prior policy limiting the identification of students for special education services and provide adequate funding to meet the incremental needs of special education students.
4. Fully fund universal full-day pre-K.

**Tax Relief:**

1. Identify state revenue sources necessary to sustain the school finance system improvements authorized by HB 3 and to continue the buy down of school district M&O rates.
2. Ensure financial support or reductions for educational programs and local tax rate

reduction is equal.

3. Reject legislation that utilizes school district fund balances to meet the state's obligations to fund public education.

**Local Authority:**

1. Recognize TEC § 7.003 as the statutory basis for governance and authority for decision-making in Texas. Preserve local control and flexibility to address the unique needs of local communities.
2. Reject legislation that expands required ballot language, mandates November election dates or requires a super majority for school bond and tax rate elections.
3. Amend the Texas Open Meetings Act to permanently allow local boards or individual trustees to attend meetings virtually through mechanisms found to be effective during the COVID-19 pandemic.

**Human Capital: *School districts are all about people and require a large, diverse workforce to operate efficiently and effectively. In recent years, school districts have faced increasing difficulty filling all positions, from teachers and substitutes to bus drivers and food service workers. The state can establish policies and provide funding to help alleviate the staffing shortages. The 88<sup>th</sup> legislature should:***

1. Fund a teacher certification loan program to support costs associated with teacher certification requirements for traditional and alt certification programs. The loan program should include a requirement that teachers must work in a Texas school district for five (5) of ten (10) years following certification program completion to have the state funded/guaranteed loan forgiven.
2. Ensure that TRS continues the work it began following the 86<sup>th</sup> legislative session to increase access to affordable health insurance for public school employees. Additional measures to control healthcare cost impact to educators include:
  - a. Increase the state monthly contribution to TRS Active Care by enrolled employee from \$75 to \$300.
  - b. Allow for pilot programs between TRS and interested districts to adopt plan designs with enhanced cost control measures and/or incentives.
3. State-funded teacher incentive programs, such as the Teacher Incentive Allotment (TIA), should be based on transparent, dependable and straightforward measures that give all teachers access to incentive pay and support participation among all Texas districts.

**Learning Lag: *The learning lag caused by the COVID-19 pandemic is real. Arlington ISD has addressed it head on, and our students are making tremendous progress. Still, there is work to be done and the State can help further the progress school districts have already made. The 88<sup>th</sup> Legislature should:***

1. Sustain additional funding to support extended learning opportunities for students



once ESSER III funds end.

2. Provide funding to incentivize, recruit and retain highly qualified classroom teachers.
3. Revamp the accountability system to reduce an over-reliance on STAAR testing in elementary and middle school grade bands as a measure for successful schools.
4. Prioritize funding to provide mental health services to students and families.
5. Fund universal pre-K for all 4-year-old students to accelerate access to research-based early childhood learning.
6. Expand attendance-based funding beyond seat time.

**Parental Rights: *The Arlington ISD believes parents are critical partners with the school district in the education of their children and encourages active parental involvement in both creating and implementing its educational programs. The 88<sup>th</sup> Texas Legislature should:***

1. Maintain the rights of parents already established by Texas Education Code (TEC) Chapter 26. No further action is needed as the current rules effectively guarantee parental rights in the education of their children.

# Arlington Independent School District Board of Trustees Communication

<b>Meeting Date:</b> October 18, 2022	<b>Action Item</b>
<b>Subject:</b> Consider Targeted Improvement Plans (TIP) for Comprehensive Support Campus (Sam Houston High School) and Effective School Framework Grant Campuses (Hale Elementary School, Morton Elementary School, Rankin Elementary School, and South Davis Elementary School)	

**Purpose:**


The purpose is to review and approve the Target Improvement Plans (TIP) for Comprehensive Support Campus (Sam Houston HS) and Effective School Framework Grant Campuses (Hale ES, Morton ES, Rankin ES, and South Davis ES)

**Background:**

Campuses with a rating of Comprehensive Support status or Effective School Framework Grant Campuses are mandated to engage in intervention requirements outlined in the Texas Education Code (TEC) §39.102. These intervention requirements, supports and resources are provided through engaging in the Effective Schools Framework (ESF) process which involves data analysis, needs assessment, improvement planning, along with implementation and monitoring of an improvement plan.

**Recommendation:**

The administration recommends approval of the Targeted Improvement Plans (TIP) for Sam Houston High School, Hale Elementary School, Morton Elementary School, Rankin Elementary School, and South Davis Elementary School.

<b>Submitted to:</b>  Board of Trustees Arlington Independent School District	<b>Submitted by:</b> 
	<b>Prepared by:</b> Dr. A. Tracie Brown, Ed.D.
	<b>Date:</b> October 11, 2022

**Arlington Independent School District  
Board of Trustees Communication**

**Meeting Date:** October 18, 2022

**Consent Item**

**Subject:** Donations

**Purpose:**

To provide the Board of Trustees the opportunity to approve donations made to the District.


**Background:**

The District receives donations from multiple individuals and organizations to various campuses and departments throughout the AISD. Most are cash donations, however, sometimes consumable supplies, specific equipment or other educational supplies are donated. Each donation is vetted through a process to ensure the donation fits within the policies, procedures and guidelines of the District.

According to policy CDC(LOCAL), any gift that the potential donor has expressly made conditional upon the District's use for a specified purpose, or any gift of real property, shall require Board approval. It is recommended that the donations listed on the attached document be approved for the intended campuses or departments.

**Recommendation:**

The Administration recommends approval of donations as presented.

<b>Submitted to:</b>  Board of Trustees Arlington Independent School District	<b>Submitted by:</b> 
	<b>Prepared by:</b> Lisa Phillips
	<b>Date:</b> October 6, 2022



TO: Carla Martin  
 Assistant Superintendent of Financial Services

FROM: Lisa Phillips  
 Director of Purchasing

DATE: **October 6, 2022**

AISD to accept cash donation from Cooks Children's Health Care	\$	5,000.00
AISD Library Services to receive donation value of used books from Mahdi Dezham	\$	1,238.00
AISD Parent & Community Engagement to accept school supplies donation from Greater Arlington Chamber of Commerce	\$	4,088.14
Bowie High School to accept cash donation from Arlington ISD Educational Foundation	\$	570.00
Bowie High School to accept cash donation from Volunteer Booster Club	\$	4,839.05
Bowie High School to accept cash donation from Flash Photography	\$	460.00
Lamar High School to accept cash donation from LHS Baseball Booster Club	\$	2,500.00
Lamar High School to accept cash donations from LHS Baseball Booster Club	\$	4,371.90
Martin High School to accept cash donation from The Catch Restaurant	\$	2,500.00
Martin High School to accept cash donation from Fitzpatrick Media Group, LLC	\$	1,000.00
Martin High School to accept cash donation from Toyota Motor North America, Inc.	\$	10,000.00
Anderson Elementary to accept cash donation from Martha W. Stallings	\$	500.00
Kookan Education Center to accept cash donation from Arlington Lodge 2114 B.P.O.E.	\$	1,000.00
Rankin Elementary to accept cash donation from Jacoi James	\$	500.00
Rankin Elementary to accept water bottle donations from Amerigroup	\$	600.00
	<b>Total Donations</b>	<b>\$ 39,167.09</b>
	<b>Total 2022-23 Fiscal Year-to-Date Donation</b>	<b>\$ 221,277.09</b>
	<b>Prior Year Total (as of September 16, 2021)</b>	<b>\$ 269,360.11</b>
	<b>Total 2021-22 Fiscal Year Donations</b>	<b>\$ 846,212.12</b>



**Detail Report October 18, 2022**

Arlington ISD	Admin Activity Fund Back to School Back Pack Event	\$5,000.00
Arlington ISD Library	Used Book Donations	\$1,238.00
AISD Parent & Community Engagement	School Supplies	\$4,088.14
Bowie High School	Student & Faculty Vending Needs	\$570.00
	Football Needs	\$4,839.05
	Student Vending Needs	\$460.00
Lamar High School	2022 Scholarship -Zachary Woods	\$2,500.00
	Baseballs,T-shirts,Practice shirts	\$4,371.90
Martin High School	Football Protective Equipment	\$2,500.00
	Football Protective Equipment	\$1,000.00
	Football Uniforms	\$10,000.00
Anderson Elementary	Student Activity Fund	\$500.00
Kooken Education Center	For Staff as Needed	\$1,000.00
Rankin Elementary	6th grade cluster T-shirts	\$500.00
	Water bottle donations ( all grades)	\$600.00
<b>Total</b>		<b>\$39,167.09</b>

**Arlington Independent School District  
Board of Trustees Communication**

<b>Meeting Date:</b> October 18, 2022	<b>Consent Item</b>
<b>Subject:</b> Bids	

**Purpose:**

To provide the Board of Trustees the opportunity to approve the purchase of goods and services.

**Background:**

Bids presented on the consent agenda:

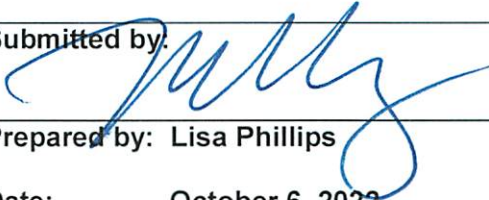
23-02d Outside Contracted Services

23-06d Academic Educational Consultants and Professional Development Services

23-07 Brand Reputation and Strategic Crisis Communications

**Recommendation:**

The Administration recommends approval of the bids.

<b>Submitted to:</b>  Board of Trustees Arlington Independent School District	<b>Submitted by:</b> 
	<b>Prepared by:</b> Lisa Phillips
	<b>Date:</b> October 6, 2022



**Arlington**  
INDEPENDENT SCHOOL DISTRICT  
*More Than a Remarkable Education*

**TO:** Carla Martin  
Assistant Superintendent of Financial Services

**FROM:** Lisa Phillips  
Director of Purchasing

**DATE:** October 18, 2022

**RE:** **Qualifying Bid: Bid 23-02d Outside Contracted Services**

Bid Number **23-02d** is an annual contract for outside contracted services for all AISD departments. This is a qualifying bid that is open for the entire school year. As vendors are needed, responses will be accepted to the RFP online and the Purchasing Department will bring the new vendor(s) to the Board of Trustees for approval on a monthly basis. Quotes will be obtained from the responding bidders as purchases and services are needed. Some of the items and services provided are aluminum ramps and stairs, crane rental, electrical services, fencing, parking lot striping, and waterproofing.

It is recommended that all vendors meeting specifications be approved.



**Arlington Independent School District**  
**Bid #23-02d Outside Contracted Services**  
**Effective Dates: October 19, 2022 - August 31, 2023**

Vendor Number	Responding Supplier	City	State	Contact Email	HUB
NOT SET UP	All Apparel and More (Touring and Consulting Solutions)	Midlothian	TX	alicia@allapparelandmore.com	None
10277331	ArlingTees	Arlington	TX	arlingtees@yahoo.com	M/WBE
20950000	Arlington Camera, Inc.	Arlington	TX	bill@arlingtoncamera.com	None
10285940	Decoded Strategies	Ontario	CA	kristin@decodedstrategies.com	SBE,M/WBE
10285836	EDGE Leadership Solutions	Plano	TX	millermarcus@gmail.com	None
10286118	Epic Waters Indoor Waterpark (American Resort Management.)	Grand Prairie	TX	sleonard@epicwatersgp.com	None
NOT SET UP	Frio Hydration, LLC	Dallas	TX	office@toofrio.com	SBE
10286412	Fusion Brands (Fusion Brands, LLC)	Liberty Hill	TX	anna@fusion-brands.com	None
10275137	Inspired Imaging	Arlington	TX	managersoftware@yahoo.com	None
10284730	K&D Designs (Roderick Middleton)	Cedar Hill	TX	kim@kddesignsonline.com	M/WBE
NOT SET UP	KK's Workshop	Arlington	TX	chris.money@kksworkshop.com	M/WBE
NOT SET UP	Lizzy Perez, LLC (Elizabeth Perez)	San Antonio	TX	lizzyperzllc@gmail.com	SBE,M/WBE,HUB
NOT SET UP	MrJims.Pizza (50 PASKO LLC)	Arlington	TX	mrj691@sbcglobal.net	None
NOT SET UP	NO EGO INC	Austin	TX	cgrant@shopnoego.com	SBE,M/WBE,HUB
NOT SET UP	OIG - Office Interiors Group (Office Interiors Group, Inc)	Grapevine	TX	daniel@oig.com	SBE,M/WBE,HUB
10361000	Pride of Texas Music Festivals LLC	Pantego	TX	Prideoftexasfestival@gmail.com	SBE,M/WBE
10284719	Radical Candor LLC	Menlo Park	CA	<a href="mailto:contact@radicalcandor.com">contact@radicalcandor.com</a>	None
10285657	Scarborough Specialties, Inc	Lubbock	TX	holly@scarspec.com	M/WBE,HUB
10284967	Soliant Health	Peachtree Corners	GA	tobias.smith@soliant.com	None
NOT SET UP	Spectrum Resource Group	Eules	TX	angelacook@spectrumresource.com	M/WBE
10286211	STS360 (Sigma Surveillance Inc., DBA STS360)	Dallas	TX	John@sts360.com	None
5766	World View Travel TX	Arlington	TX	elissa.wvt@gmail.com	M/WBE

**Total Estimated Award: \$6,000,000.00**

\*amount covers entire bid award





**Arlington**  
INDEPENDENT SCHOOL DISTRICT  
*More Than a Remarkable Education*

**TO:** Carla Martin  
Assistant Superintendent of Financial Services

**FROM:** Lisa Phillips  
Director of Purchasing

**DATE:** October 18, 2022

**RE:** **Qualifying RFP: RFP 23-06d Academic Educational Consultants and Professional Development Services**

Request for Proposal **23-06d** is an annual contract for academic educational consultants and professional development services for all AISD departments and campuses. This is a qualifying bid that is open for the entire school year. As vendors are needed, responses will be accepted to the RFP online and the Purchasing Department will bring the new vendor(s) to the Board of Trustees for approval on a monthly basis. Prior to contracting for services, quotes will be obtained from the approved bidders as needed. Services provided under this RFP include educational consulting services, trainers, and professional development speakers.

It is recommended that all vendors meeting specifications be approved.

**Arlington Independent School District**  
**RFP #23-06d Academic Educational Consultants and Professional Development Services**  
**Effective Dates: October 19, 2022- June 30, 2023**

<b>Vendor Number</b>	<b>Responding Supplier</b>	<b>City</b>	<b>State</b>	<b>Contact Email</b>	<b>HUB</b>
10286526	Emovere Designs Inc	Anaheim	CA	PeterBeckhart@gmail.com	No
NOT SET UP	Harrah LLC	Plano	TX	rachel@harrahllc.com	No
10283802	Hasty Awards	Ottawa	KS	Hasty@HastyAwards.com	No
NOT SET UP	LaKeisha M Jones DBA Ignite You Consulting	Burleson	TX	ignite_4you@yahoo.com	No
5555	North Central Texas InterLink, Inc.	DFW Airport	TX	candy@interlink-ntx.org	No
10284719	Radical Candor LLC	Menlo Park	CA	contact@radicalcandor.com	No
NOT SET UP	RPh on the Go USA, LLC dba Spindle	Chicago	IL	breonta.gardner@gospindle.com	No

**Total Estimated Award: \$320,000.00\***

\*Amount covers entire bid award



**TO:** Carla Martin  
Assistant Superintendent of Financial Services

**FROM:** Lisa Phillips  
Director of Purchasing

**DATE:** October 18, 2022

**RE: RFP 23-07 Brand Reputation and Strategic Crisis Communications**

Request for Proposal **23-07** is an annual contract to support brand reputation management and strategic crisis communications. Proposals were received from CESO Communications, LLC and JBJ Management

Attached is a letter of recommendation from Anita Foster, Executive Director of Marketing and Communications, and the tabulation of the proposals.



**MEMORANDUM**

**TO:** Lisa Phillips, Director of Purchasing  
**FROM:** Anita Foster  
Executive Director, Marketing and Communications  
**DATE:** September 28, 2022  
**SUBJECT:** RFP 23-07 – Brand Reputation and Strategic Crisis Communications

In RFP 23-07 Arlington ISD asked for proposals to support brand reputation management and strategic crisis communications. The purpose of this request is to enter into a contract with a qualified firm to create and audit strategic communications plans, assist with brand reputation strategies and provide high-level crisis communication counsel as needed.

Notice of the request for proposal was advertised in accordance with state law.

Proposals were received from two vendors:  
CESO Communications, LLC  
JBJ Management

Proposals received from the vendors were evaluated based on criteria published in the RFP document:

Price	35 points
Competence and Experience	20 points
Extent to which goods and/or services meet the district's needs	15 points
Qualifications and Experience of Team	10 points
Cost of multi-year program if proposed	5 points
Past relationship with District	5 points
Capability and financial resources	10 points

An evaluation committee consisting of the Executive Director of Marketing and Communications, the Assistant Superintendent of Administration and the Communications Manager completed evaluations. It is recommended that CESO Communications, LLC be awarded the Brand Reputation and Strategic Crisis Communications project.

Total budget for this proposal is \$36,000 per year.

### 23-07 - Brand Reputation and Strategic Crisis Communications

Supplier	Rank	Score	<i>Proposed price offering for services under this request</i>	<i>The respondent's demonstrated competence and experience with similar type services for districts</i>	<i>The qualifications, education, and experience of the team members proposed to provide services</i>	<i>Extent to which the goods/services meet the district's needs</i>	<i>Vendor's past relationship with the District or Other Districts of Like Size and References</i>	<i>Cost for annual services if multi-Year program is proposed</i>	<i>Respondent's demonstrated capability and financial resources to perform required services</i>
		<b>100</b>	35	20	10	15	5	5	10
CESO Communications, LLC	1	84.67	29	18	9	12	3	4	9
JBJ Management	2	63.00	20	12	9	8	3	4	9
		<b>73.83</b>	24.67	14.83	9.00	9.67	3.00	4.00	8.67

## Arlington Independent School District Board of Trustees Communication

<b>Meeting Date:</b> October 18, 2022	<b>Consent Item</b>
<b>Subject:</b> Purchases Greater Than \$50,000 Exempt from Bid	

**Purpose:**

To provide the Board of Trustees the opportunity to approve the purchase of goods and services greater than \$50,000 exempt from bidding.

**Background:**


Board policy CH (LOCAL) "delegates to the Superintendent the authority to make budgeted purchases for goods or services. However, any single, budgeted purchase of goods or services that costs \$50,000 or more, regardless of whether the goods or services are competitively purchased, shall require Board approval before a transaction may take place."

Listed below are the purchases over \$50,000 exempt from bidding requiring Board approval:

- 22-10-18-01      Assessment Software
- 22-10-18-02      AISD Police Academy
- 22-10-18-03      Roof Repairs at Various Locations

**Recommendation:**

Administration recommends approval of the purchases greater than \$50,000 exempt from bid.

<b>Submitted to:</b>  Board of Trustees Arlington Independent School District	<b>Submitted by:</b> 
	<b>Prepared by:</b> Lisa Phillips
	<b>Date:</b> October 6, 2022

Arlington Independent School District  
Purchases Greater than \$50,000 Exempt from Bid  
Date: October 18, 2022

Control No.	AISD Department	Budget Owner	Vendor Name	Goods or Services	Estimated Amount	Purchase Method
22-10-18-01	All Schools and Departments	Lisa Phillips	All in Learning	Assessment Software	\$143,200.00	TIPS/TAPS
22-10-18-02	Career & Technical Education	Susan Patterson	City of Arlington	AISD Police Academy	\$140,000.00	Interlocal Agreement
22-10-18-03	All Schools and Departments	Corey Robinson	Multiple Vendors	Roof Repairs at Various Locations	\$100,000.00	OMNIA

**Arlington Independent School District  
Board of Trustees Communication**

<b>Meeting Date:</b>	October 18, 2022	<b>Consent Item</b>
<b>Subject:</b>	Budget Amendment #3 – October 2022	

**Purpose:**

The attached budget amendment contains proposed cross-functional transfers and changes to the General Operating Fund, Capital Projects Fund, and the Debt Service Fund.

General Operating Fund – includes cross-functional changes and expenditure budget increase, with a net change of \$ (7,578,771). Primary expenditure increases include:

Campus Carryover	\$ 2,055,896
Insurance Premium Increase	\$ 4,179,424
Additional Security Resource Officer Needs	\$ 1,412,617

Capital Projects Fund – includes cross-functional changes with no net change to the budget.

Debt Service Fund – includes a planned redemption of Series 2014 bonds callable in Spring 2023, resulting in a net change of \$ (4,694,500).


There are no proposed changes to the Child Nutrition Fund or Natural Gas Fund.

**Background:**

The Texas Education Agency requires that amendments to the adopted budget be reflected in the official minutes of the Board of Trustees during a given school year.

**Recommendation:**

Administration recommends approval of the budget amendment as presented.

<b>Submitted to:</b>  Board of Trustees Arlington Independent School District	<b>Submitted by:</b>  <hr/> <b>Prepared by:</b> Sheena Joslyn <hr/> <b>Date:</b> October 5, 2022
--	--



Arlington Independent School District  
2022-2023 Budget Amendment #3  
General Operating Fund  
October 18, 2022

		Adopted Budget 2022-23	2022-23 Amended Budget	Proposed Budget Amendment	Proposed Amended Budget
<b>Revenues</b>					
5700	Local & Intermediate Revenue	361,716,666	361,716,666	\$ (6,351)	\$ 361,710,315
5800	State Program Revenue	200,077,584	200,077,584	-	200,077,584
5900	Federal Program Revenue	11,590,435	11,590,435	-	11,590,435
<b>Total Revenues</b>		<b>573,384,685</b>	<b>573,384,685</b>	<b>(6,351)</b>	<b>573,378,334</b>
<b>Other Resources</b>		4,015,050	4,015,050	96,495	4,111,545
<b>Total Revenues and Other Resources</b>		<b>577,399,735</b>	<b>577,399,735</b>	<b>90,144</b>	<b>577,489,879</b>
<b>Expenditures</b>					
Function					
11	Instruction	367,758,738	367,820,086	2,105,995	369,926,081
12	Instructional Resources & Media Services	7,345,382	7,348,622	14,155	7,362,777
13	Curriculum & Staff Development	8,062,137	8,015,706	(74,066)	7,941,640
21	Instructional Administration	14,351,412	13,712,936	21,933	13,734,869
23	School Administration	34,882,270	34,851,075	(36,578)	34,814,497
31	Guidance & Counseling	32,406,475	32,416,375	(4,840)	32,411,535
32	Attendance & Social Work Service	3,360,311	3,360,311	(8,702)	3,351,609
33	Health Services	7,933,480	7,933,480	3,547	7,937,027
34	Pupil Transportation	18,657,388	18,657,388	-	18,657,388
35	Food Service	-	-	-	-
36	Extracurricular Activities	13,714,529	13,714,529	(1,630)	13,712,899
41	General Administration	15,946,523	16,504,996	(36,650)	16,468,346
51	Plant Maintenance & Operations	57,904,511	57,906,738	4,203,248	62,109,986
52	Security	10,720,550	10,720,550	1,483,703	12,204,253
53	Computer Processing	12,889,968	12,970,882	-	12,970,882
61	Community Services	578,417	578,417	(1,200)	577,217
71	Debt Service	732,604	732,604	-	732,604
81	Facility Acquisition & Construction	5,000	5,000	-	5,000
95	Student Tuition Non-public Schools	75,000	75,000	-	75,000
97	Payments to TIF	-	-	-	-
99	Other Intergovernmental Charges	2,197,310	2,197,310	-	2,197,310
<b>Total Expenditures</b>		<b>609,522,005</b>	<b>609,522,005</b>	<b>7,668,915</b>	<b>617,190,920</b>
<b>Other Uses</b>		-	-	-	-
<b>Total Expenditures and Other Uses</b>		<b>609,522,005</b>	<b>609,522,005</b>	<b>7,668,915</b>	<b>617,190,920</b>
<b>Budgeted Surplus/(Deficit)</b>		<b>(32,122,270)</b>	<b>(32,122,270)</b>	<b>(7,578,771)</b>	<b>(39,701,041)</b>

Arlington Independent School District  
 2022-2023 Budget Amendment #3  
 Debt Service Fund  
 October 18, 2022

	Adopted Budget 2022-23	2022-23 Amended Budget	Proposed Budget Amendment	Proposed Amended Budget
<b>Revenues</b>				
5700 Local & Intermediate Revenue	102,302,212	\$ 102,302,212	\$ -	\$ 102,302,212
5800 State Program Revenue	712,598	712,598	-	712,598
5900 Federal Program Revenue	264,003	264,003	-	264,003
<b>Total Revenues</b>	<b>103,278,813</b>	<b>103,278,813</b>	<b>-</b>	<b>103,278,813</b>
<b>Other Resources</b>			-	-
<b>Total Revenues and Other Resources</b>	<b>103,278,813</b>	<b>103,278,813</b>	<b>-</b>	<b>103,278,813</b>
<b>Expenditures</b>				
Function				
11 Instruction	-	-	-	-
12 Instructional Resources & Media Services	-	-	-	-
13 Curriculum & Staff Development	-	-	-	-
21 Instructional Administration	-	-	-	-
23 School Administration	-	-	-	-
31 Guidance & Counseling	-	-	-	-
32 Attendance & Social Work Service	-	-	-	-
33 Health Services	-	-	-	-
34 Pupil Transportation	-	-	-	-
35 Food Service	-	-	-	-
36 Extracurricular Activities	-	-	-	-
41 General Administration	-	-	-	-
51 Plant Maintenance & Operations	-	-	-	-
52 Security	-	-	-	-
53 Computer Processing	-	-	-	-
61 Community Services	-	-	-	-
71 Debt Service	98,164,674	98,164,674	4,694,500	102,859,174
81 Facility Acquisition & Construction	-	-	-	-
95 Student Tuition Non-public Schools	-	-	-	-
97 Payments to TIF	-	-	-	-
99 Other Intergovernmental Charges	-	-	-	-
<b>Total Expenditures</b>	<b>98,164,674</b>	<b>98,164,674</b>	<b>4,694,500</b>	<b>102,859,174</b>
<b>Other Uses</b>	-	-	-	-
<b>Total Expenditures and Other Uses</b>	<b>98,164,674</b>	<b>98,164,674</b>	<b>4,694,500</b>	<b>102,859,174</b>
<b>Budgeted Surplus/(Deficit)</b>	<b>5,114,139</b>	<b>5,114,139</b>	<b>(4,694,500)</b>	<b>419,639</b>

Arlington Independent School District  
2022-2023 Budget Amendment #3  
Capital Projects Fund  
October 18, 2022

		Adopted Budget 2022-23	2022-23 Amended Budget	Proposed Budget Amendment	Proposed Amended Budget
<b>Revenues</b>					
5700	Local & Intermediate Revenue	\$ 177,444.00	\$ 177,444	\$ -	\$ 177,444
5800	State Program Revenue	-	-	-	-
5900	Federal Program Revenue	-	-	-	-
	<b>Total Revenues</b>	<b>177,444</b>	<b>177,444</b>	<b>-</b>	<b>177,444</b>
<b>Other Resources</b>		143,282,355	143,282,355	-	143,282,355
	<b>Total Revenues and Other Resources</b>	<b>143,459,799</b>	<b>143,459,799</b>	<b>-</b>	<b>143,459,799</b>
<b>Expenditures</b>					
<u>Function</u>					
11	Instruction	16,258,781	16,255,424	(4,932)	16,250,492
12	Instructional Resources & Media Services	-	-	-	-
13	Curriculum & Staff Development	-	-	-	-
21	Instructional Administration	-	-	-	-
23	School Administration	-	-	-	-
31	Guidance & Counseling	-	-	-	-
32	Attendance & Social Work Service	-	-	-	-
33	Health Services	-	-	-	-
34	Pupil Transportation	3,941,858	3,941,858	-	3,941,858
35	Food Service	-	-	-	-
36	Extracurricular Activities	370,000	370,000	-	370,000
41	General Administration	-	-	-	-
51	Plant Maintenance & Operations	3,906,004	3,881,504	-	3,881,504
52	Security	1,200,000	1,224,500	24,500	1,249,000
53	Computer Processing	22,197,334	22,200,692	4,932	22,205,624
61	Community Services	-	-	-	-
71	Debt Service	-	-	-	-
81	Facility Acquisition & Construction	486,315,232	486,315,232	(24,500)	486,290,732
95	Student Tuition Non-public Schools	-	-	-	-
97	Payments to TIF	-	-	-	-
99	Other Intergovernmental Charges	-	-	-	-
	<b>Total Expenditures</b>	<b>534,189,209</b>	<b>534,189,209</b>	<b>0</b>	<b>534,189,209</b>
<b>Other Uses</b>		-	-	-	-
	<b>Total Expenditures and Other Uses</b>	<b>534,189,209</b>	<b>534,189,209</b>	<b>0</b>	<b>534,189,209</b>
	<b>Budgeted Surplus/(Deficit)</b>	<b>(390,729,410)</b>	<b>(390,729,410)</b>	<b>(0)</b>	<b>(390,729,410)</b>

**Arlington Independent School District  
Board of Trustees Communication**


<b>Meeting Date:</b> October 18, 2022	<b>Consent Item</b>
<b>Subject:</b> Monthly Financial Report	

**Purpose:**

The attached financial report provides information about the results of operations through the month of August 2022.

**Recommendation:**

Administration recommends approval of the Monthly Financial Report.

<b>Submitted to:</b>  Board of Trustees Arlington Independent School District	<b>Submitted by:</b> 
	<b>Prepared by:</b> Bridget Lewis
	<b>Date:</b> October 6, 2022



**Arlington**  
INDEPENDENT SCHOOL DISTRICT  
*More Than a Remarkable Education*

## **MONTHLY FINANCIAL REPORT**

*For the period ending August 31, 2022*

**ARLINGTON INDEPENDENT SCHOOL DISTRICT**  
**STATEMENT OF REVENUES AND EXPENDITURES**  
**GENERAL FUND 161-199**  
**FOR THE TWO MONTHS ENDING AUGUST 31, 2022**

	CURRENT YEAR 2022-2023				PRIOR YEAR 2021-2022			
	Original Budget	Amended Budget	Actual Year to Date	Actual to Budget	Original Budget	Amended Budget	Actual Year to Date	Actual to Budget
<b>REVENUES:</b>								
57XX - Local and Intermediate Sources	\$ 361,716,666	\$ 361,716,666	\$ 959,262	0%	\$ 353,888,434	\$ 353,888,434	\$ 114,075	0%
58XX - State Program Revenues	200,077,584	200,077,584	-	0%	204,823,462	204,823,462	21,907,071	11%
59XX - Federal Program Revenues	11,590,435	11,590,435	155,476	1%	12,482,985	12,482,985	128,475	1%
7XXX - Other Financing Sources	4,015,050	4,015,050	113,211	3%	-	-	24,000	0%
<b>Total Revenues</b>	<b>\$ 577,399,735</b>	<b>\$ 577,399,735</b>	<b>\$ 1,227,949</b>	<b>0%</b>	<b>\$ 571,194,881</b>	<b>\$ 571,194,881</b>	<b>\$ 22,173,620</b>	<b>4%</b>
<b>EXPENDITURE SUMMARY BY FUNCTION:</b>								
11 - Instructional	\$ 367,758,738	\$ 367,616,545	\$ 33,151,476	9%	\$ 351,843,517	\$ 351,701,832	\$ 3,887,704	1%
12 - Instructional Resources and Media Services	7,345,382	7,345,382	664,042	9%	6,963,206	6,962,966	76,042	1%
13 - Curriculum and Instructional Staff Development	8,062,137	8,059,637	1,199,339	15%	7,542,644	7,604,427	322,966	4%
21 - Instructional Leadership	14,351,412	14,349,412	2,004,135	14%	12,411,211	12,582,556	1,324,283	11%
23 - School Leadership	34,882,270	34,801,790	4,885,293	14%	34,041,805	33,926,916	1,789,790	5%
31 - Guidance, Counseling and Evaluation	32,406,475	32,406,475	4,313,160	13%	32,358,201	32,563,009	1,370,829	4%
32 - Social Work Services	3,360,311	3,360,311	422,914	13%	2,284,378	2,284,378	131,097	6%
33 - Health Services	7,933,480	7,933,480	767,222	10%	7,854,573	7,855,073	67,557	1%
34 - Student (Pupil) Transportation	18,657,388	18,657,388	1,111,586	6%	17,825,195	17,825,995	596,049	3%
35 - Food Services	-	-	-	0%	-	-	-	0%
36 - Cocurricular/Extra Curricular Activities	13,714,529	13,714,529	1,365,316	10%	12,800,799	12,806,278	337,260	3%
41 - General Administration	15,946,523	16,299,035	2,784,134	17%	13,837,073	13,837,073	1,096,048	8%
51 - Plant Maintenance and Facility Services	57,904,511	57,778,243	5,073,380	9%	56,627,083	56,627,133	2,986,185	5%
52 - Security and Monitoring Services	10,720,550	10,720,550	784,928	7%	10,398,307	10,359,602	521,066	5%
53 - Data Processing Services	12,889,968	12,890,897	2,333,467	18%	13,680,484	13,531,479	851,073	6%
61 - Community Services	578,417	578,417	71,899	12%	519,079	518,837	24,978	5%
71 - Debt Administration - Principal	732,604	732,604	170,031	23%	589,164	589,164	-	0%
72 - Interest on Long Term Debt	-	-	-	0%	-	-	-	0%
81 - Facilities and Acquisition & Construction	5,000	5,000	-	0%	-	-	-	0%
93 - Shared Service Arrangement	-	-	-	0%	-	-	-	0%
95 - Payments to Juvenile Justice Alternative Program	75,000	75,000	-	0%	30,000	30,000	10,449	0%
99 - Other intergovernmental Charges	2,197,310	2,197,310	-	0%	2,458,600	2,458,600	-	0%
00 - Other Financing Uses	-	-	-	0%	-	-	-	0%
<b>Total Expenditures</b>	<b>\$ 609,522,004</b>	<b>\$ 609,522,005</b>	<b>\$ 61,102,320</b>	<b>10%</b>	<b>\$ 584,065,320</b>	<b>\$ 584,065,320</b>	<b>\$ 15,393,376</b>	<b>3%</b>
<b>EXPENDITURE SUMMARY BY OBJECT:</b>								
61XX - Payroll Costs	\$ 537,361,310	\$ 537,498,099	\$ 52,731,651	10%	\$ 516,164,130	\$ 516,131,635	\$ 12,106,061	2%
62XX - Professional and Contracted Services	34,381,802	34,557,787	2,955,385	9%	37,344,067	37,276,886	2,030,904	5%
63XX - Supplies and Materials	18,298,502	17,726,449	1,521,023	9%	20,350,242	20,348,260	996,184	5%
64XX - Other Operating Expenses	10,757,798	10,713,116	849,651	8%	9,617,716	9,642,272	182,232	2%
65XX - Debt Administration	589,164	589,164	147,291	25%	589,164	589,164	-	0%
66XX - Capital Outlay Expenses	8,133,428	8,437,390	2,897,319	34%	-	77,104	77,994	101%
89XX - Other Uses	-	-	-	0%	-	-	-	0%
<b>Total Expenditures</b>	<b>\$ 609,522,004</b>	<b>\$ 609,522,005</b>	<b>\$ 61,102,320</b>	<b>10%</b>	<b>\$ 584,065,320</b>	<b>\$ 584,065,320</b>	<b>\$ 15,393,377</b>	<b>3%</b>
<b>Excess (Deficiency) of Revenues Over Expenditures</b>	<b>\$ (32,122,269)</b>	<b>\$ (32,122,270)</b>	<b>\$ (59,874,371)</b>		<b>\$ (12,870,439)</b>	<b>\$ (12,870,439)</b>	<b>\$ 6,780,244</b>	

**ARLINGTON INDEPENDENT SCHOOL DISTRICT**  
**STATEMENT OF REVENUES AND EXPENDITURES**  
**STUDENT NUTRITION - FUND 240**  
**FOR THE TWO MONTHS ENDING AUGUST 31, 2022**

	CURRENT YEAR 2022-2023				PRIOR YEAR 2021-2022			
	Original Budget	Amended Budget	Actual Year to Date	Actual to Budget	Original Budget	Amended Budget	Actual Year to Date	Actual to Budget
<b>REVENUES:</b>								
57XX - Local and Intermediate Sources	\$ 1,616,850	\$ 1,616,850	\$ 245,799	15%	\$ 4,451,155	\$ 4,451,155	\$ 79,062	2%
58XX - State Program Revenues	175,000	175,000	-	0%	175,000	175,000	-	0%
59XX - Federal Program Revenues	30,837,799	30,837,799	217,852	1%	25,372,867	25,372,867	13,312	0%
Less Indirect Costs Transferred to General Fund	-	-	-	0%	-	-	-	0%
7XXX - Other Financing Sources	-	-	-	0%	-	-	-	0%
<b>Total Revenues</b>	<b>\$ 32,629,649</b>	<b>\$ 32,629,649</b>	<b>\$ 463,651</b>	<b>1%</b>	<b>\$ 29,999,022</b>	<b>\$ 29,999,022</b>	<b>\$ 92,374</b>	<b>0%</b>
<b>EXPENDITURE SUMMARY BY FUNCTION:</b>								
35 - Food Services	\$ 32,605,023	\$ 32,478,755	\$ 2,340,019	7%	\$ 30,037,810	\$ 30,037,810	\$ 479,778	2%
51 - Plant Maintenance and Facility Services	24,626	150,894	484	0%	139,597	139,597	4,407	3%
00 - Other Financing Uses	-	-	-	0%	-	-	-	0%
<b>Total expenditures</b>	<b>\$ 32,629,649</b>	<b>\$ 32,629,649</b>	<b>\$ 2,340,503</b>	<b>7%</b>	<b>\$ 30,177,406</b>	<b>\$ 30,177,406</b>	<b>\$ 484,185</b>	<b>2%</b>
<b>EXPENDITURE SUMMARY BY OBJECT:</b>								
61XX - Payroll Costs	\$ 16,361,551	\$ 16,361,551	\$ 939,281	6%	\$ 14,496,153	\$ 14,496,153	\$ 212,783	1%
62XX - Professional and Contracted Services	724,527	724,527	83,499	12%	1,491,597	1,491,597	73,823	5%
63XX - Supplies and Materials	14,895,990	14,895,990	1,177,749	8%	13,829,016	13,748,966	92,396	1%
64XX - Other Operating	197,582	197,582	77,542	39%	207,641	207,641	(518)	0%
65XX - Debt Administration	-	-	-	0%	-	-	-	0%
66XX - Capital Outlay	450,000	450,000	62,431	14%	153,000	233,050	105,700	45%
<b>Total Expenditures</b>	<b>\$ 32,629,649</b>	<b>\$ 32,629,649</b>	<b>\$ 2,340,503</b>	<b>7%</b>	<b>\$ 30,177,406</b>	<b>\$ 30,177,406</b>	<b>\$ 484,185</b>	<b>2%</b>
<b>Excess (Deficiency) of Revenues Over Expenditures</b>	<b>\$ -</b>	<b>\$ -</b>	<b>\$ (1,876,853)</b>		<b>\$ (178,384)</b>	<b>\$ (178,384)</b>	<b>\$ (391,811)</b>	

**ARLINGTON INDEPENDENT SCHOOL DISTRICT  
STATEMENT OF REVENUES AND EXPENDITURES  
NATURAL GAS - FUND 480  
FOR THE TWO MONTHS ENDING AUGUST 31, 2022**

	CURRENT YEAR 2022-2023				PRIOR YEAR 2021-2022			
	Original Budget	Amended Budget	Actual Year to Date	Actual to Budget	Original Budget	Amended Budget	Actual Year to Date	Actual to Budget
<b>REVENUES:</b>								
57XX - Local and Intermediate Sources	\$ 605,959	\$ 605,959	\$ 266,336	44%	\$ 600,000	\$ 732,982	\$ 52,826	7%
58XX - State Program Revenues	-	-	-	0%	-	-	-	0%
59XX - Federal Program Revenues	-	-	-	0%	-	-	-	0%
7XXX - Other Financing Sources	-	-	-	0%	-	-	-	0%
<b>Total Revenues</b>	<b>Total \$ 605,959</b>	<b>\$ 605,959</b>	<b>\$ 266,336</b>	<b>44%</b>	<b>\$ 600,000</b>	<b>\$ 732,982</b>	<b>\$ 52,826</b>	<b>7%</b>
<b>EXPENDITURE SUMMARY BY FUNCTION:</b>								
41 - General Administration	\$ 27,600	\$ 27,600	\$ 1,226	4%	\$ 75,000	\$ 75,000	\$ -	0%
00 - Other Financing Uses	-	-	-	0%	-	-	-	0%
<b>Total Expenditures</b>	<b>Total \$ 27,600</b>	<b>\$ 27,600</b>	<b>\$ 1,226</b>	<b>4%</b>	<b>\$ 75,000</b>	<b>\$ 75,000</b>	<b>\$ -</b>	<b>0%</b>
<b>EXPENDITURE SUMMARY BY OBJECT:</b>								
62XX - Professional and Contracted Services	\$ 27,600	\$ 27,600	\$ 1,226	4%	\$ 75,000	\$ 75,000	\$ -	0%
7XXX - Other Financing Uses	-	-	-	0%	-	-	-	0%
<b>Total Expenditures</b>	<b>Total \$ 27,600</b>	<b>\$ 27,600</b>	<b>\$ 1,226</b>	<b>4%</b>	<b>\$ 75,000</b>	<b>\$ 75,000</b>	<b>\$ -</b>	<b>0%</b>
<b>Excess (Deficiency) of Revenues Over Expenditures</b>	<b>\$ 578,359</b>	<b>\$ 578,359</b>	<b>\$ 265,110</b>		<b>\$ 525,000</b>	<b>\$ 657,982</b>	<b>\$ 52,826</b>	



**ARLINGTON INDEPENDENT SCHOOL DISTRICT  
STATEMENT OF REVENUES AND EXPENDITURES  
DEBT SERVICE - FUND 599  
FOR THE TWO MONTHS ENDING AUGUST 31, 2022**

	CURRENT YEAR 2022-2023				PRIOR YEAR 2021-2022			
	Original Budget	Amended Budget	Actual Year to Date	Actual to Budget	Original Budget	Amended Budget	Actual Year to Date	Actual to Budget
<b>REVENUES:</b>								
57XX - Local and Intermediate Sources	\$ 102,302,212	\$ 102,302,212	\$ 138,731	0%	\$ 100,126,971	\$ 100,126,971	\$ 33,858	0%
58XX - State Program Revenues	712,598	712,598	-	0%	871,890	871,890	-	0%
59XX - Federal Program Revenues	264,003	264,003	132,001	50%	329,949	329,949	-	0%
7XXX - Other Financing Sources	-	-	-	0%	-	-	-	0%
<b>Total Revenues</b>	<b>Total \$ 103,278,813</b>	<b>\$ 103,278,813</b>	<b>\$ 270,733</b>	<b>0%</b>	<b>\$ 101,328,810</b>	<b>\$ 101,328,810</b>	<b>\$ 33,858</b>	<b>0%</b>
<b>EXPENDITURE SUMMARY BY FUNCTION:</b>								
71 - Debt Services	\$ 98,164,674	\$ 98,164,674	\$ 24,135,573	25%	\$ 100,833,161	\$ 100,833,161	\$ -	0%
72 - Capital Lease	-	-	-	0%	-	-	-	0%
73 - Bond Issuance Costs & Fees	-	-	-	0%	-	-	-	0%
00 - Other Financing Uses	-	-	-	0%	-	-	-	0%
<b>Total Expenditures</b>	<b>Total \$ 98,164,674</b>	<b>\$ 98,164,674</b>	<b>\$ 24,135,573</b>	<b>25%</b>	<b>\$ 100,833,161</b>	<b>\$ 100,833,161</b>	<b>\$ 4,080</b>	<b>0%</b>
<b>EXPENDITURE SUMMARY BY OBJECT:</b>								
65XX - Debt Services	\$ 98,164,674	\$ 98,164,674	\$ 24,135,573	25%	\$ 100,833,161	\$ 100,833,161	\$ 4,080	0%
7XXX - Other Financing Uses	-	-	-	0%	-	-	-	0%
89XX - Other Uses	-	-	-	0%	-	-	-	0%
<b>Total Expenditures</b>	<b>Total \$ 98,164,674</b>	<b>\$ 98,164,674</b>	<b>\$ 24,135,573</b>	<b>25%</b>	<b>\$ 100,833,161</b>	<b>\$ 100,833,161</b>	<b>\$ 4,080</b>	<b>0%</b>
<b>Excess (Deficiency) of Revenues Over Expenditures</b>	<b>\$ 5,114,139</b>	<b>\$ 5,114,139</b>	<b>\$ (23,864,841)</b>		<b>\$ 495,649</b>	<b>\$ 495,649</b>	<b>\$ 29,778</b>	

**ARLINGTON INDEPENDENT SCHOOL DISTRICT  
STATEMENT OF REVENUES AND EXPENDITURES  
CAPITAL PROJECTS - FUND 640-699  
FOR THE TWO MONTHS ENDING AUGUST 31, 2022**

	CURRENT YEAR 2022-2023				PRIOR YEAR 2021-2022			
	Original Budget	Amended Budget	Actual Year to Date	Actual to Budget	Original Budget	Amended Budget	Actual Year to Date	Actual to Budget
<b>REVENUES:</b>								
57XX - Local and Intermediate Sources	\$ 177,444	\$ 177,444	\$ 1,547,697	872%	\$ 433,102	\$ 433,102	\$ 17,721	4%
58XX - State Program Revenues	-	-	-	0%	-	-	-	0%
59XX - Federal Program Revenues	-	-	-	0%	-	-	-	0%
7XXX - Other Financing Sources	143,282,355	143,282,355	1,989,596	1%	-	-	-	0%
<b>Total Revenues Total</b>	<b>\$ 143,459,799</b>	<b>\$ 143,459,799</b>	<b>\$ 3,537,293</b>	<b>2%</b>	<b>\$ 433,102</b>	<b>\$ 433,102</b>	<b>\$ 17,721</b>	<b>4%</b>
<b>EXPENDITURE SUMMARY BY FUNCTION:</b>								
11 - Instructional	\$ 16,258,781	\$ 16,258,781	\$ 2,397,103	15%	\$ 12,381,731	\$ 16,669,378	\$ 762,726	5%
13 - Curriculum and Instructional Staff Development	-	-	-	0%	-	-	-	0%
34 - Student (Pupil) Transportation	3,941,858	3,941,858	14,700	0%	2,082,738	2,082,738	-	0%
36 - Cocurricular/Extra Curricular Activities	370,000	370,000	-	0%	406,267	406,267	-	0%
41 - Audit Services	-	-	-	0%	-	-	-	0%
51 - Plant Maintenance and Facility Services	3,906,004	3,881,504	-	0%	7,859,962	7,960,857	859,649	11%
52 - Security and Monitoring Services	1,200,000	1,200,000	-	0%	-	-	-	0%
53 - Data Processing Services	22,197,334	22,197,334	158,329	1%	23,431,498	19,143,851	625,752	3%
71 - Debt Service	-	-	-	0%	-	-	-	0%
81 - Facilities and Acquisition & Construction	486,315,232	486,339,732	11,148,932	2%	333,555,009	333,454,114	123,952	0%
00 - Other Financing Uses	-	-	-	0%	-	-	-	0%
<b>Total Expenditures Total</b>	<b>\$ 534,189,209</b>	<b>\$ 534,189,209</b>	<b>\$ 13,719,064</b>	<b>3%</b>	<b>\$ 379,717,204</b>	<b>\$ 379,717,204</b>	<b>\$ 2,372,079</b>	<b>1%</b>
<b>EXPENDITURE SUMMARY BY OBJECT:</b>								
61XX - Payroll Costs	\$ -	\$ -	\$ -	0%	\$ -	\$ -	\$ -	0%
62XX - Professional and Contracted Services	7,812,696	7,822,696	99,784	1%	10,688,911	11,556,028	1,377,328	12%
63XX - Supplies	25,613,862	22,368,411	226,411	1%	33,390,546	32,624,325	828,096	3%
64XX - Other Operating Expenses	-	-	-	0%	-	-	-	0%
65XX - Debt Services	-	-	-	0%	-	-	-	0%
66XX - Capital Outlay Expenses	500,762,651	503,998,102	13,392,869	3%	335,637,747	335,536,852	166,655	0%
7XXX - Other Financing Uses	-	-	-	0%	-	-	-	0%
89XX - Other Uses	-	-	-	0%	-	-	-	0%
<b>Total Expenditures Total</b>	<b>\$ 534,189,209</b>	<b>\$ 534,189,209</b>	<b>\$ 13,719,064</b>	<b>3%</b>	<b>\$ 379,717,204</b>	<b>\$ 379,717,204</b>	<b>\$ 2,372,079</b>	<b>1%</b>
<b>Excess (Deficiency) of Revenues Over Expenditures</b>	<b>\$ (390,729,410)</b>	<b>\$ (390,729,410)</b>	<b>\$ (10,181,771)</b>		<b>\$ (379,284,102)</b>	<b>\$ (379,284,102)</b>	<b>\$ (2,354,358)</b>	

**ARLINGTON INDEPENDENT SCHOOL DISTRICT  
SPECIAL REVENUE FUNDS  
FOR THE PERIOD ENDING August 31, 2022**

Fund	Grant Year	Grant Period	Title	Grant Award	Activity-to-Date	Amount Remaining	% Remaining
206	2022	9/1/21 - 8/31/22	Texas Ed for Homeless Children & Youth	250,030	197,198	52,832	21%
211	2022	7/1/21 - 9/30/22	Title I, Part A	20,739,695	14,361,213	6,378,482	31%
211	2023	7/1/22 - 9/30/23	Title I, Part A	19,150,585	1,452,915	17,697,670	92%
216	2022	10/20/21 - 9/30/22	School Improvement Grant	39,125	6,313	32,812	84%
216	2022	7/8/21 - 9/30/23	Focused Support School Improvement	679,148	325,972	353,176	52%
220	2022	7/1/21 - 9/30/22	Adult Education	830,724	806,098	24,626	3%
220	2023	7/1/22 - 8/31/23	Adult Education	633,531	45,857	587,674	93%
224	2022	7/1/21 - 9/30/22	IDEA-Part B, Formula	13,879,611	11,003,416	2,876,195	21%
224	2023	7/1/22 - 9/30/23	IDEA-Part B, Formula	10,573,172	1,238,700	9,334,472	88%
225	2022	7/1/21 - 9/30/22	IDEA-Part B, Preschool	269,192	228,033	41,159	15%
225	2023	7/1/22 - 9/30/23	IDEA-Part B, Preschool	208,864	15,500	193,364	93%
242	2022	5/1/22 - 8/31/22	Summer Feeding Program	612,114	386,670	225,444	37%
244	2022	7/1/21 - 8/15/22	Carl D. Perkins	692,853	691,556	1,297	0%
244	2023	7/1/22 - 8/15/23	Carl D. Perkins	705,147	62,178	642,969	91%
255	2022	7/1/21 - 9/30/22	Title II, Part A Teacher Training	2,100,385	2,046,280	54,105	2%
255	2023	7/1/22 - 9/30/23	Title II, Part A Teacher Training	2,413,595	238,030	2,175,565	91%
255	2022	3/9/21 - 9/30/22	Principal Residency Grant Cycle 4	700,000	694,046	5,954	1%
255	2023	1/26/22 - 9/30/23	Principal Residency Grant Cycle 5	700,000	166,355	533,645	76%
263	2022	7/1/21 - 9/30/22	Title III, Part A	2,206,919	1,806,924	399,995	18%
263	2023	7/1/22 - 9/30/23	Title III, Part A	1,617,817	189,820	1,427,997	88%
278	2022	1/28/22 - 8/31/24	ARP Homeless I - TEHCY Supplemental	500,060	-	500,060	100%
279	2022	11/5/21 - 8/31/24	TCLAS - ESSER III	103,000	-	103,000	100%
280	2023	8/25/22 - 9/30/24	ARP Homeless II	837,481	-	837,481	100%
284	2022	2/23/22 - 9/30/22	IDEA-Part B, Formula ARP	2,656,113	383,777	2,272,336	86%
285	2022	2/23/22 - 9/30/22	IDEA-Part B, Preschool ARP	150,493	-	150,493	100%
288	2022	7/1/21 - 9/30/22	Title IV, Part A, Subpart 1	2,322,832	1,107,426	1,215,406	52%
288	2023	7/1/22 - 9/30/23	Title IV, Part A, Subpart 1	1,091,753	51,336	1,040,417	95%
289	2022	9/1/21 - 8/31/22	Federally Funded Special Revenue	643,193	557,314	85,879	15%
			<b>Federal Grants Total</b>	<b>87,307,431</b>	<b>38,062,926</b>	<b>49,244,505</b>	<b>56%</b>
315	2022	7/1/21 - 9/30/22	SSA-IDEA-B Discretionary Deaf	123,862	92,144	31,718	26%
315	2023	7/1/22 - 9/30/23	SSA-IDEA-B Discretionary Deaf	118,932	4,906	114,026	96%
410	2023	7/1/22 - 6/30/23	Instructional Materials Allotment	8,595,202	822,300	7,772,902	90%
429	2022	11/5/21 - 5/31/24	TCLAS - GR	6,752,206	453,637	6,298,569	93%
429	2022	7/1/22 - 6/30/23	State Funded Special Revenue	542,409	71,647	470,762	87%
429	2023	7/1/22 - 8/31/23	State Funded Special Revenue	382,000	6,016	375,984	98%
435	2022	9/1/21 - 8/31/22	SSA - State Deaf	800,010	737,662	62,348	8%
			<b>State Grants Total</b>	<b>17,314,621</b>	<b>2,188,312</b>	<b>15,126,309</b>	<b>87%</b>
492	2022	1/1/22 - 5/31/23	Project Lead the Way - Engineering	15,000	5,999	9,001	60%
497	2020	7/1/19 - 6/31/20	Arlington ISD Education Foundation	271,941	215,372	56,569	21%
497	2021	7/1/20 - 6/30/21	Arlington ISD Education Foundation	191,486	157,370	34,116	18%
497	2022	7/1/21 - 6/30/22	Arlington ISD Education Foundation	31,700	24,681	7,019	22%
497	2023	7/1/22 - 6/30/23	Arlington ISD Education Foundation	171,382	64,912	-	0%
			<b>Local Grants Total</b>	<b>681,509</b>	<b>468,335</b>	<b>106,704</b>	<b>16%</b>
			<b>Grants Grand Total</b>	<b>105,303,561</b>	<b>40,719,573</b>	<b>64,477,519</b>	<b>61%</b>

Note: Most grants are funded on a reimbursement basis. The district must pay expenditures on the grant prior to requesting the revenue to reimburse the expenditures.

**ARLINGTON INDEPENDENT SCHOOL DISTRICT  
SPECIAL REVENUE FUNDS - ESSER  
FOR THE PERIOD ENDING AUGUST 31, 2022**

Fund	Grant Year	Grant Period	Title	Grant Award	Budget - Indirect Cost	Budget - FY 2020	Budget - FY 2021	Budget - FY 2022	Budget - FY 2023	Budget - FY 2024	Activity-to-Date	Amount Remaining	% Remaining
266	2021	8/4/20 - 9/30/22	ESSER I (CARES Act)	15,005,203	1,462,495	13,062,488	472,187	8,034	-	-	13,542,708	-	0%
281	2022	10/15/21 - 9/30/23	ESSER II (CRRSA Act)	59,962,913	5,702,744	-	-	46,290,058	7,970,111	-	37,074,851	17,185,318	29%
282	2022	7/15/21 - 9/30/24	ESSER III (ARP Act)	134,711,689	5,043,606	-	-	43,208,735	43,208,735	43,250,613	31,393,098	98,274,985	73%
			<b>Grants Grand Total</b>	209,679,805	12,208,845	13,062,488	472,187	89,506,827	51,178,846	43,250,613	82,010,657	115,460,303	55%

Note: Elementary and Secondary School Emergency Relief Fund (ESSER)

Grants are funded on a reimbursement basis. The district must pay expenditures on the grant prior to requesting the revenue to reimburse the expenditures.

**ARLINGTON INDEPENDENT SCHOOL DISTRICT  
TAX COLLECTIONS REPORT  
FOR THE PERIOD ENDING AUGUST 31, 2022**

	Current Tax	Delinquent Tax	Totals
Original Tax Levy	443,071,221	21,998,840	465,070,061
Adjustments-to-Date	10,506,508	(7,977,903)	2,528,605
Adjusted Tax Levy	453,577,729	14,020,937	467,598,666
Collections-to-Date	450,185,592	1,584,349	451,769,941
Outstanding Tax 8/31/22	3,392,137	12,436,588	15,828,725

	Current Month	Year-To-Date		Prior Year	
	August 2022	Amount	Percent	Amount	Percent
Current	312,157	450,185,592	99.25%	440,626,230	99.28%
Delinquent	60,334	1,584,349	11.30%	2,376,003	12.82%
P & I	101,961	3,095,769		2,907,919	
<b>Total Tax Collections</b>	<b>474,452</b>	<b>454,865,710</b>	<b>99.60%</b>	<b>445,910,152</b>	<b>99.82%</b>

**Arlington Independent School District  
Board of Trustees Communication**

<b>Meeting Date:</b> October 18, 2022	<b>Consent Item</b>
<b>Subject:</b> Monthly Investment Report	

**Purpose:**


To provide the Board of Trustees with a report of investment activity through the month ending August 31, 2022.

**Background:**

This internal management report is provided in accordance with the Public Funds Investment Act, Chapter 2256.023 Government Code. The report provides information about the investment portfolio and is required to be presented not less than quarterly. This information is provided each month for review.

**Recommendation:**

Administration recommends approval of the Monthly Investment Report.

<b>Submitted to:</b>  Board of Trustees Arlington Independent School District	<b>Submitted by:</b> 
	<b>Prepared by:</b> Sheena Joslyn
	<b>Date:</b> October 5, 2022





# INVESTMENT PORTFOLIO SUMMARY

*For the Month Ending  
August 31, 2022*





**ARLINGTON**  
 INDEPENDENT SCHOOL DISTRICT  
 Monthly Report | August 31, 2022

**COMPLIANCE** | This report was prepared by Arlington ISD in accordance with Chapter 2256 of the Texas Public Funds Investment Act ("PFIA"). Section 2256.023(a) of the PFIA states that: "Not less than quarterly, the investment officer shall prepare and submit to the governing body of the entity a written report of the investment transactions for all funds covered by this chapter for the preceding reporting period." This report is signed by the District's investment officers and includes the disclosures required in the PFIA. To the extent possible, market prices have been obtained from independent pricing sources.

The investment portfolio complies with the PFIA and the District's approved Investment Policy and Strategy throughout the period. All investment transactions made in the portfolio during this period were made on behalf of the Entity and were made in full compliance with the PFIA and the approved Investment Policy.

Asset Class	Face Amount/Shares	Market Value	Book Value	% of Portfolio	YTM @ Cost	Days To Maturity
199   Local Maintenance	237,680,509.50	237,576,251.50	237,680,509.50	29.90	2.18	9
240   Food Service	8,418,381.71	8,418,381.71	8,418,381.71	1.06	2.16	1
480   Natural Gas	14,710,027.62	14,710,027.62	14,710,027.62	1.85	2.21	1
599   Debt Service	28,271,997.19	28,271,997.19	28,271,997.19	3.56	2.17	1
640   Construction 2014	7,581,645.60	7,581,645.60	7,581,645.60	0.95	2.24	1
650   Construction 2019	486,204,264.91	485,947,430.41	486,241,741.37	61.17	2.09	9
699   Construction Local	6,648,053.05	6,648,053.05	6,648,053.05	0.84	2.20	1
800   Operations   Other	5,316,701.68	5,316,701.68	5,316,701.68	0.67	2.16	1
<b>Total / Average</b>	<b>794,831,581.26</b>	<b>794,470,488.76</b>	<b>794,869,057.72</b>	<b>100.00</b>	<b>2.13</b>	<b>8</b>

Treasurer

Executive Director of Financial Services

Budget Analyst

Assistant Superintendent of Financial Services

Director of Budget and Finance

Chief Financial Officer





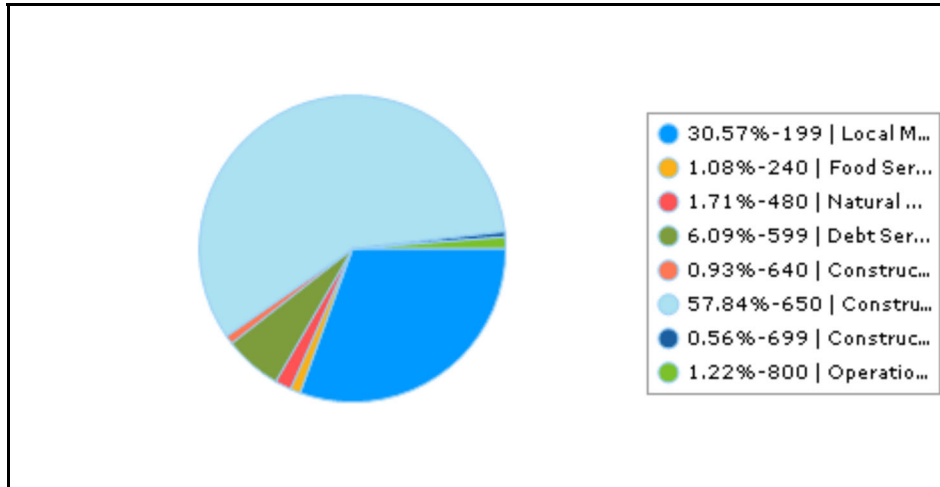
## Arlington Independent School District TX Distribution by Asset Class - Market Value All Portfolios

Begin Date: 7/31/2022, End Date: 8/31/2022

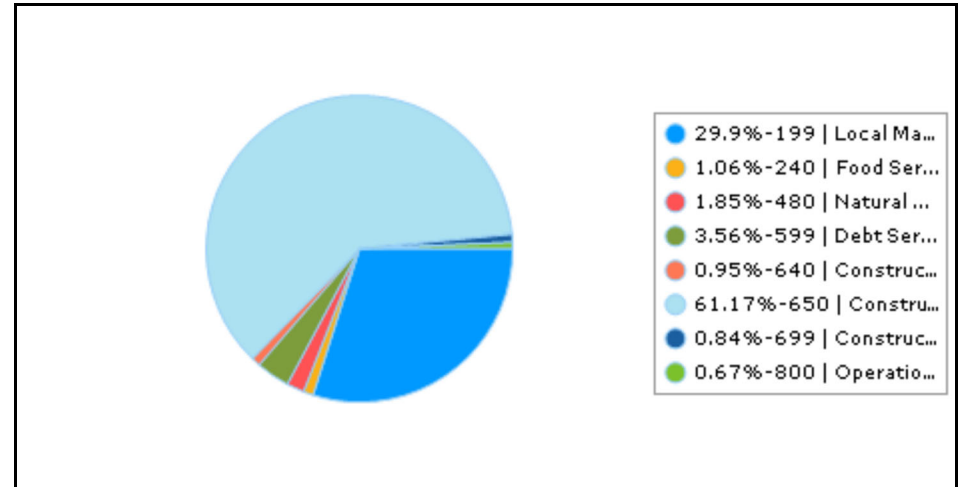
### Asset Class Allocation

Asset Class	Market Value 7/31/2022	% of Portfolio 7/31/2022	Market Value 8/31/2022	% of Portfolio 8/31/2022
199   Local Maintenance	260,487,769.74	30.57	237,576,251.50	29.90
240   Food Service	9,224,353.02	1.08	8,418,381.71	1.06
480   Natural Gas	14,577,128.39	1.71	14,710,027.62	1.85
599   Debt Service	51,903,743.46	6.09	28,271,997.19	3.56
640   Construction 2014	7,911,079.07	0.93	7,581,645.60	0.95
650   Construction 2019	492,820,029.35	57.84	485,947,430.41	61.17
699   Construction Local	4,759,784.22	0.56	6,648,053.05	0.84
800   Operations   Other	10,417,235.61	1.22	5,316,701.68	0.67
<b>Total / Average</b>	<b>852,101,122.86</b>	<b>100.00</b>	<b>794,470,488.76</b>	<b>100.00</b>

**Portfolio Holdings as of 7/31/2022**



**Portfolio Holdings as of 8/31/2022**



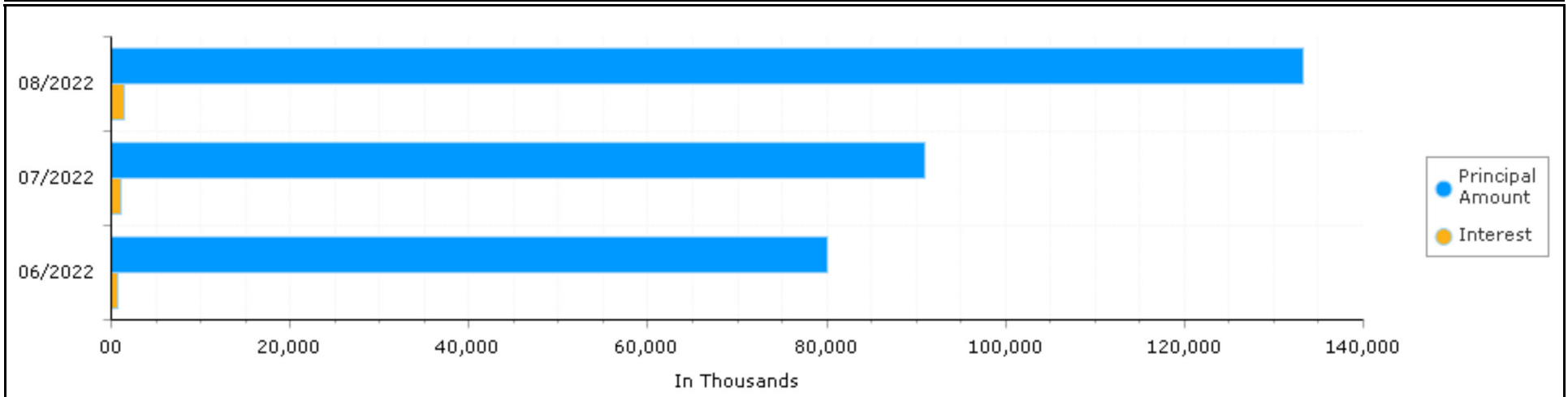


## Arlington Independent School District TX Portfolio Summary by Month All Portfolios

Begin Date: 6/30/2022, End Date: 8/31/2022

Month	Market Value	Book Value	Unrealized Gain/Loss	YTM @ Cost	YTM @ Market	Duration	Days To Maturity
6/30/2022	879,109,579.93	879,599,517.47	-489,937.54	1.09	1.20	0.03	11
7/31/2022	852,101,122.86	852,551,473.13	-450,350.27	1.56	1.69	0.02	10
8/31/2022	794,470,488.76	794,869,057.72	-398,568.96	2.13	2.27	0.02	8
Total / Average	841,893,730.52	842,340,016.11	-446,285.59	1.57	1.70	0.02	10

### Actual Cash Flow





**Arlington Independent School District TX**  
**Total Rate of Return - Book Value by Month**  
**All Portfolios**

Begin Date: 6/30/2022, End Date: 8/31/2022

Month	Beginning BV + Accrued Interest	Interest Earned During Period-BV	Realized Gain/Loss-BV	Investment Income-BV	Average Capital Base-BV	TRR-BV	Annualized TRR-BV	Treasury 1 Month
6/30/2022	857,851,589.18	795,757.63	0.00	795,757.63	858,522,512.81	0.09	1.12	1.06
7/31/2022	879,658,389.05	1,156,720.43	0.00	1,156,720.43	878,690,679.29	0.13	1.59	1.85
8/31/2022	852,641,125.91	1,484,197.55	0.00	1,484,197.55	844,514,821.75	0.18	2.13	2.28
<b>Total/Average</b>	<b>857,851,589.18</b>	<b>3,436,675.61</b>	<b>0.00</b>	<b>3,436,675.61</b>	<b>859,702,492.50</b>	<b>0.40</b>	<b>1.61</b>	<b>1.73</b>



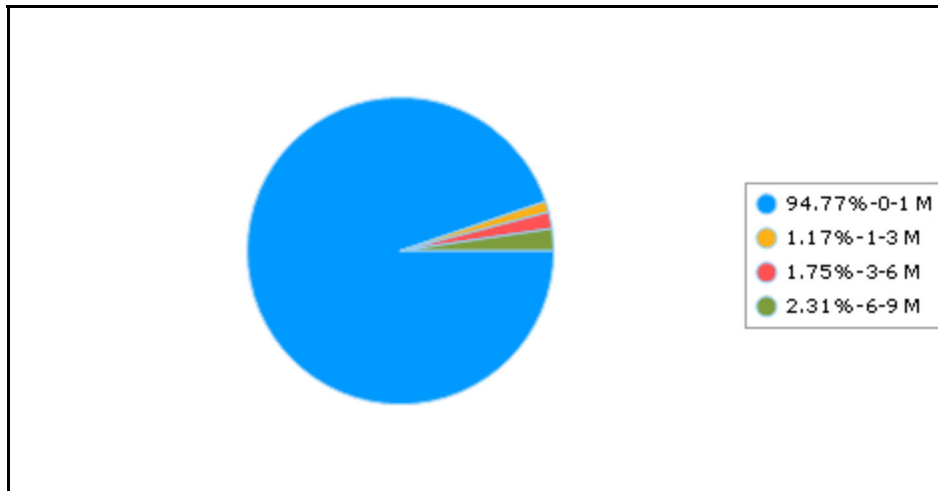
## Arlington Independent School District TX Distribution by Maturity Range - Market Value All Portfolios

Begin Date: 7/31/2022, End Date: 8/31/2022

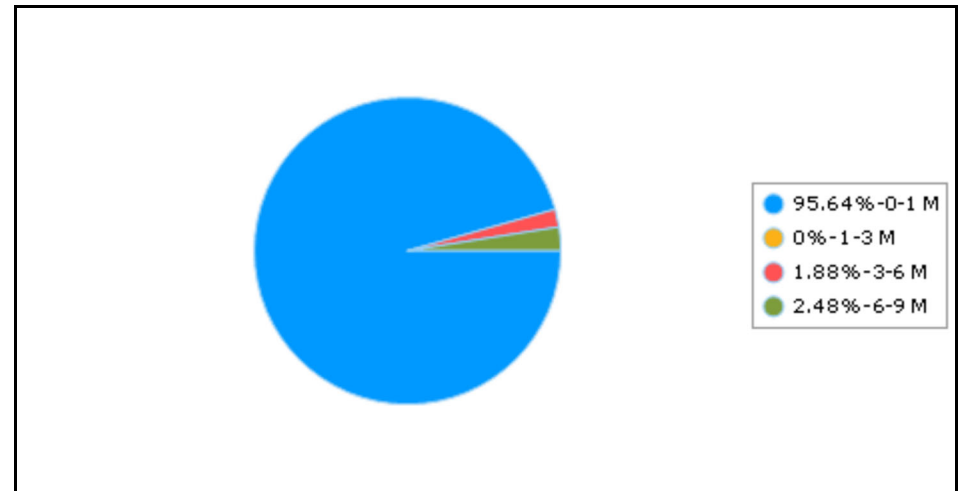
### Maturity Range Allocation

Maturity Range	Market Value 7/31/2022	% of Portfolio 7/31/2022	Market Value 8/31/2022	% of Portfolio 8/31/2022
0-1 Month	807,496,542.86	94.77	759,811,269.26	95.64
1-3 Months	9,964,200.00	1.17	0.00	0.00
3-6 Months	14,935,500.00	1.75	14,943,164.50	1.88
6-9 Months	19,704,880.00	2.31	19,716,055.00	2.48
Total / Average	852,101,122.86	100.00	794,470,488.76	100.00

**Portfolio Holdings as of 7/31/2022**



**Portfolio Holdings as of 8/31/2022**





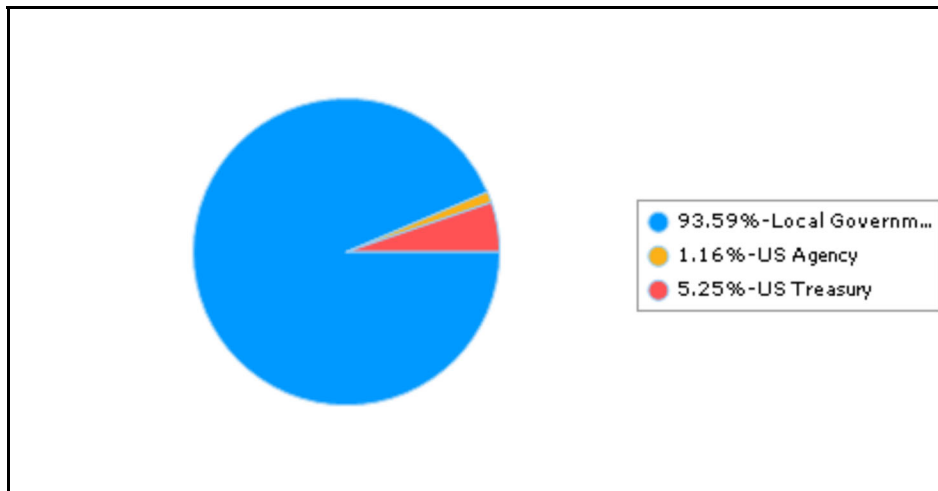
## Arlington Independent School District TX Distribution by Security Sector - Market Value All Portfolios

Begin Date: 7/31/2022, End Date: 8/31/2022

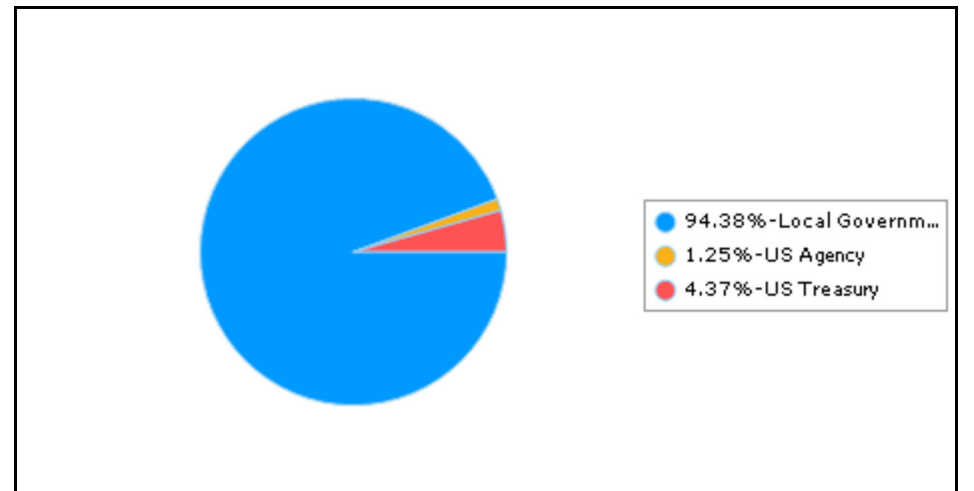
### Security Sector Allocation

Security Sector	Market Value 7/31/2022	% of Portfolio 7/31/2022	Market Value 8/31/2022	% of Portfolio 8/31/2022
Local Government Investment Pool	797,502,552.86	93.59	749,831,581.26	94.38
US Agency	9,889,830.00	1.16	9,895,742.00	1.25
US Treasury	44,708,740.00	5.25	34,743,165.50	4.37
<b>Total / Average</b>	<b>852,101,122.86</b>	<b>100.00</b>	<b>794,470,488.76</b>	<b>100.00</b>

**Portfolio Holdings as of 7/31/2022**



**Portfolio Holdings as of 8/31/2022**





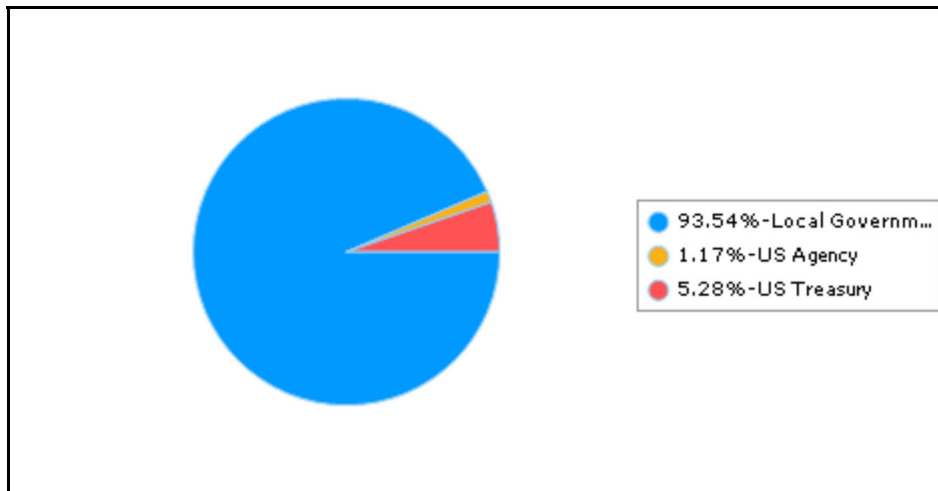
## Arlington Independent School District TX Distribution by Security Sector - Book Value All Portfolios

Begin Date: 7/31/2022, End Date: 8/31/2022

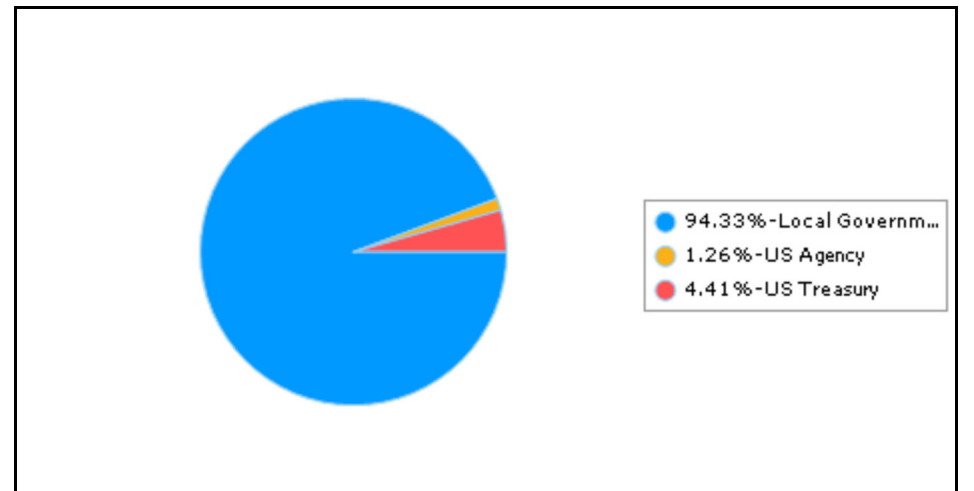
### Security Sector Allocation

Security Sector	Book Value 7/31/2022	% of Portfolio 7/31/2022	Book Value 8/31/2022	% of Portfolio 8/31/2022
Local Government Investment Pool	797,502,552.86	93.54	749,831,581.26	94.33
US Agency	10,000,000.00	1.17	10,000,000.00	1.26
US Treasury	45,048,920.27	5.28	35,037,476.46	4.41
<b>Total / Average</b>	<b>852,551,473.13</b>	<b>100.00</b>	<b>794,869,057.72</b>	<b>100.00</b>

**Portfolio Holdings as of 7/31/2022**



**Portfolio Holdings as of 8/31/2022**





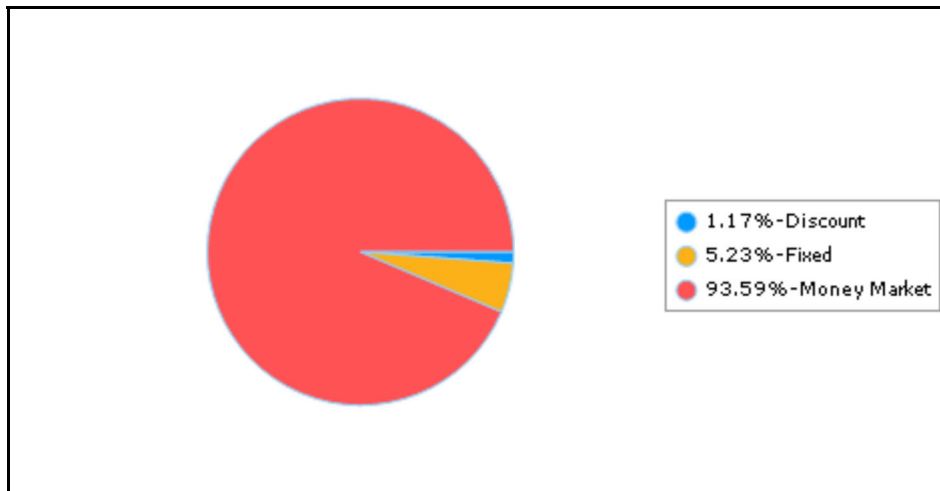
## Arlington Independent School District TX Distribution by Security Structure - Market Value All Portfolios

Begin Date: 7/31/2022, End Date: 8/31/2022

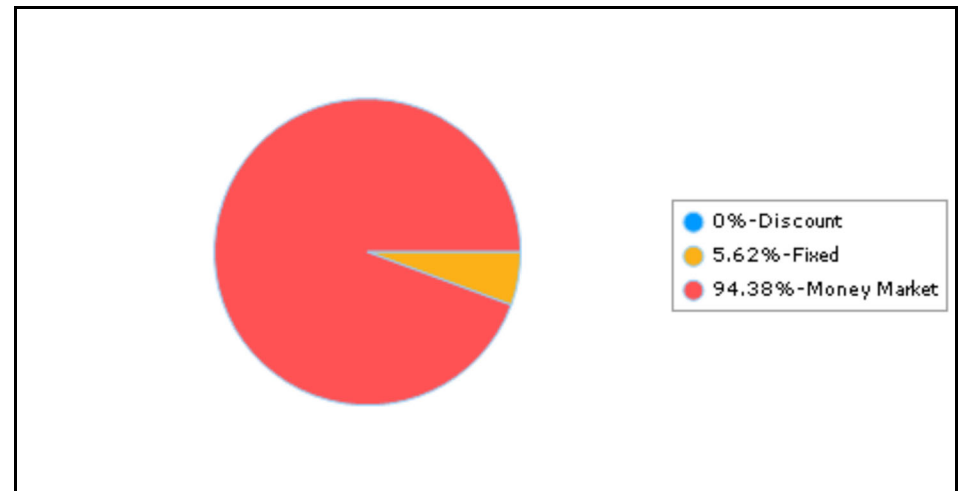
### Security Structure Allocation

Security Structure	Market Value 7/31/2022	% of Portfolio 7/31/2022	Market Value 8/31/2022	% of Portfolio 8/31/2022
Discount	9,993,990.00	1.17	0.00	0.00
Fixed	44,604,580.00	5.23	44,638,907.50	5.62
Money Market	797,502,552.86	93.59	749,831,581.26	94.38
<b>Total / Average</b>	<b>852,101,122.86</b>	<b>100.00</b>	<b>794,470,488.76</b>	<b>100.00</b>

**Portfolio Holdings as of 7/31/2022**



**Portfolio Holdings as of 8/31/2022**





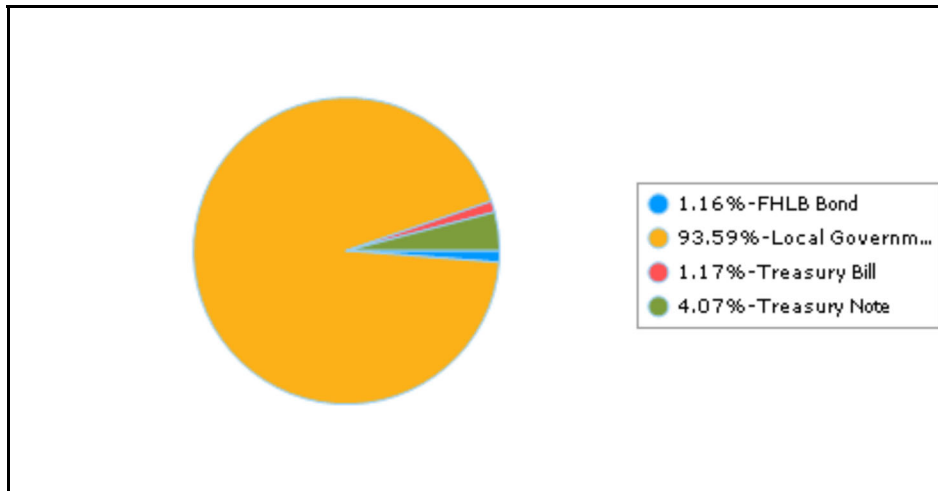
## Arlington Independent School District TX Distribution by Security Type - Market Value All Portfolios

Begin Date: 7/31/2022, End Date: 8/31/2022

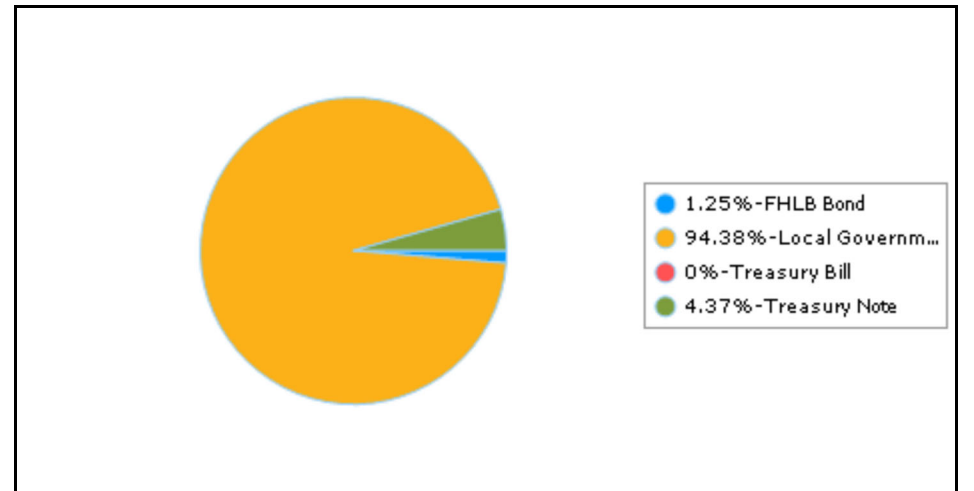
### Security Type Allocation

Security Type	Market Value 7/31/2022	% of Portfolio 7/31/2022	Market Value 8/31/2022	% of Portfolio 8/31/2022
FHLB Bond	9,889,830.00	1.16	9,895,742.00	1.25
ocal Government Investment Pool	797,502,552.86	93.59	749,831,581.26	94.38
Treasury Bill	9,993,990.00	1.17	0.00	0.00
Treasury Note	34,714,750.00	4.07	34,743,165.50	4.37
Total / Average	852,101,122.86	100.00	794,470,488.76	100.00

### Portfolio Holdings as of 7/31/2022



### Portfolio Holdings as of 8/31/2022







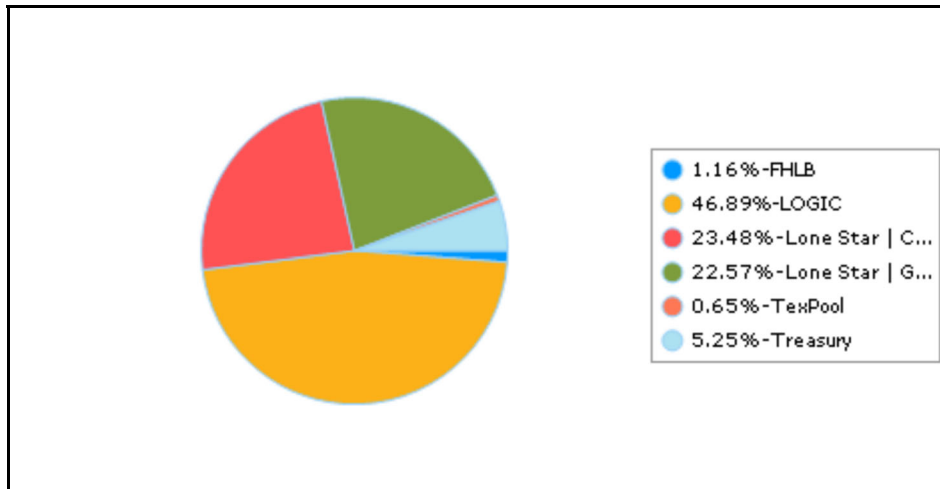
## Arlington Independent School District TX Distribution by Issuer - Market Value All Portfolios

Begin Date: 7/31/2022, End Date: 8/31/2022

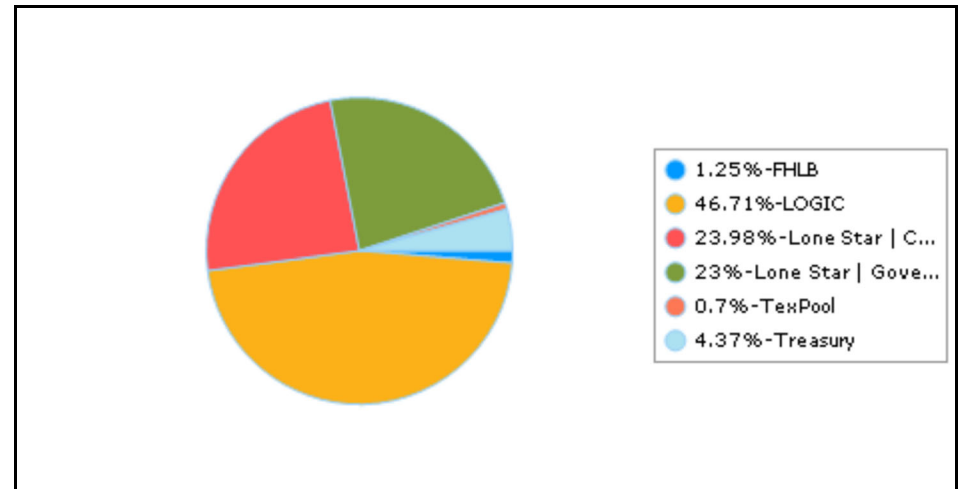
### Issuer Allocation

Issuer	Market Value 7/31/2022	% of Portfolio 7/31/2022	Market Value 8/31/2022	% of Portfolio 8/31/2022
FHLB	9,889,830.00	1.16	9,895,742.00	1.25
LOGIC	399,546,819.97	46.89	371,111,584.47	46.71
Lone Star   Corporate	200,073,230.68	23.48	190,480,547.33	23.98
Lone Star   Government	192,346,402.16	22.57	182,693,180.50	23.00
TexPool	5,536,100.05	0.65	5,546,268.96	0.70
Treasury	44,708,740.00	5.25	34,743,165.50	4.37
<b>Total / Average</b>	<b>852,101,122.86</b>	<b>100.00</b>	<b>794,470,488.76</b>	<b>100.00</b>

**Portfolio Holdings as of 7/31/2022**



**Portfolio Holdings as of 8/31/2022**





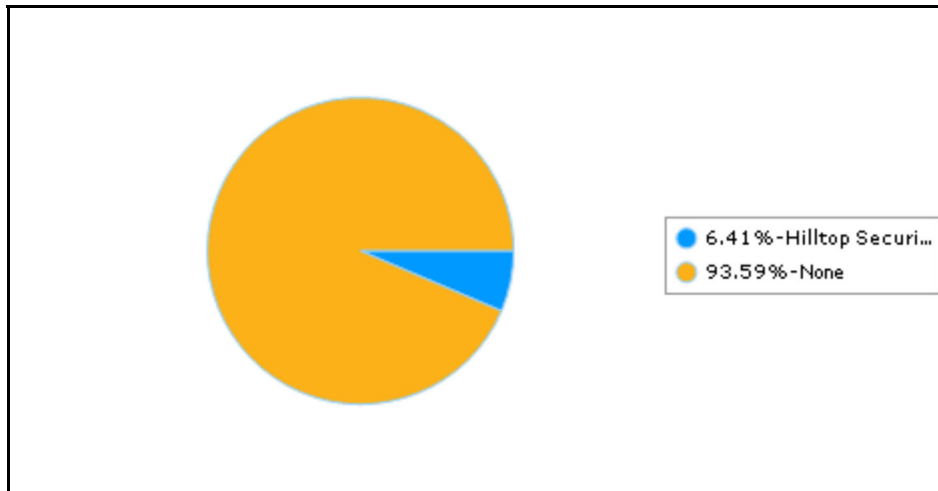
## Arlington Independent School District TX Distribution by Broker/Dealer - Market Value All Portfolios

Begin Date: 7/31/2022, End Date: 8/31/2022

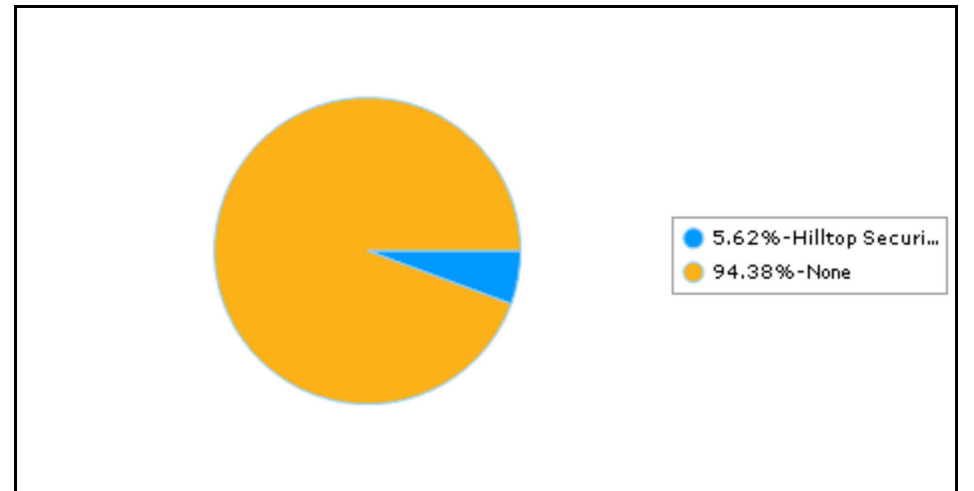
### Broker/Dealer Allocation

De er	Market Value 7/31/2022	% of Portfolio 7/31/2022	Market Value 8/31/2022	% of Portfolio 8/31/2022
Hilltop Securities	54,598,570.00	6.41	44,638,907.50	5.62
None	797,502,552.86	93.59	749,831,581.26	94.38
<b>Total / Average</b>	<b>852,101,122.86</b>	<b>100.00</b>	<b>794,470,488.76</b>	<b>100.00</b>

### Por fo io Holdings as of 7/31/2022



### Portfolio Holdings as of 8/31/2022



\*None- All Local Government Investment Pools



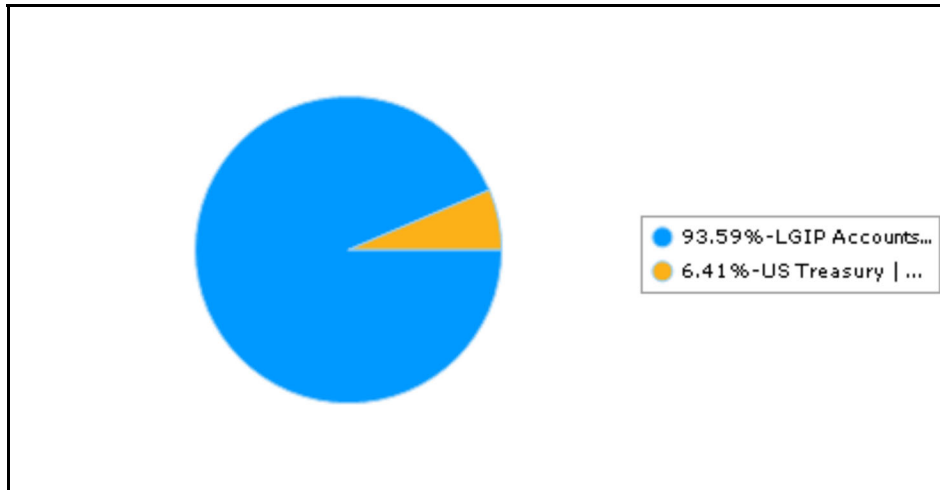
## Arlington Independent School District TX Distribution by Asset Category - Market Value All Portfolios

Begin Date: 7/31/2022, End Date: 8/31/2022

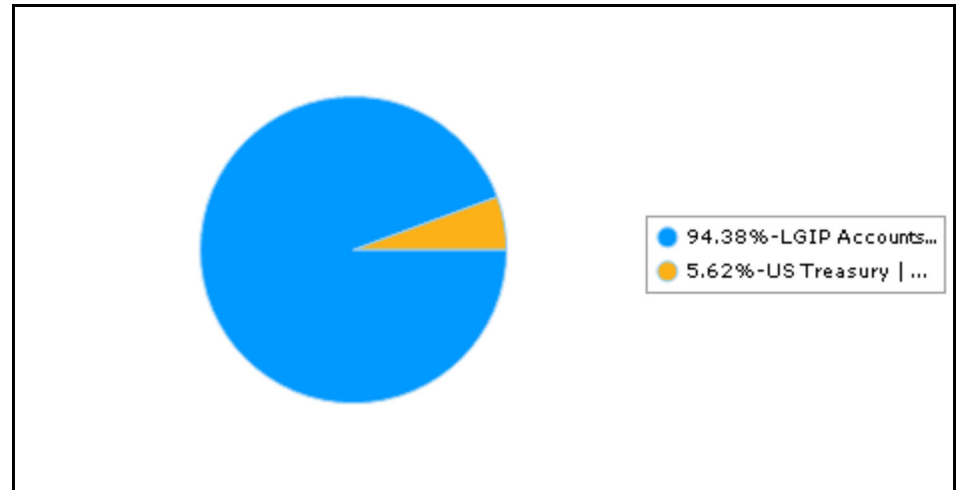
### Asset Category Allocation

Asset Category	Market Value 7/31/2022	% of Portfolio 7/31/2022	Market Value 8/31/2022	% of Portfolio 8/31/2022
LGIP Accounts   100%	797,502,552.86	93.59	749,831,581.26	94.38
US Treasury   100%	54,598,570.00	6.41	44,638,907.50	5.62
<b>Total / Average</b>	<b>852,101,122.86</b>	<b>100.00</b>	<b>794,470,488.76</b>	<b>100.00</b>

**Portfolio Holdings as of 7/31/2022**



**Portfolio Holdings as of 8/31/2022**





**Arlington Independent School District TX**  
**Portfolio Holdings by Asset Class**  
**All Portfolios**

Date: 8/31/2022

Description	Face Amount / Shares	Settlement Date	Cost Value	Market Price	Market Value	% Portfolio	Credit Rating	Days To Call/Maturity
CUSIP		YTM @ Cost	Book Value	YTM @ Market	Accrued Interest	Unre. Gain/Loss	Credit Rating	Duration To Maturity
<b>199   Local Maintenance</b>								
FHLB 1.3 3/21/2023-22		3/21/2022	10,000,000.00	98.96	9,895,742.00	1.26%	Moodys-Aaa	21
3130ARBNO	10,000,000.00	1.30	10,000,000.00	3.21	57,777.78	-104,258.00	S&P-AAA	0.55
LOGIC LGIP		6/30/2021	138,537,349.89	100.00	138,537,349.89	17.43%	NR	1
LGIP9010	138,537,349.89	2.16	138,537,349.89	2.16		0.00	NR	0
Lone Star   Corporate LGIP		6/30/2021	45,673,830.99	100.00	45,673,830.99	5.75%	NR	1
LGIP0199-C	45,673,830.99	2.43	45,673,830.99	2.43		0.00	None	0
Lone Star   Government LGIP		6/30/2021	38,139,561.77	100.00	38,139,561.77	4.8%	NR	1
LGIP0199-G	38,139,561.77	2.15	38,139,561.77	2.15		0.00	NR	0
TexPool LGIP		6/30/2021	5,329,766.85	100.00	5,329,766.85	0.67%	NR	1
LGIP0003	5,329,766.85	2.21	5,329,766.85	2.21		0.00	NR	0
			<b>237,680,509.50</b>		<b>237,576,251.50</b>	<b>29.91%</b>		<b>2</b>
<b>Sub Total 199   Local Maintenance</b>	<b>237,680,509.50</b>	<b>2.18</b>	<b>237,680,509.50</b>	<b>2.26</b>	<b>57,777.78</b>	<b>-104,258.00</b>		<b>0.02</b>
<b>240   Food Service</b>								
LOGIC LGIP		6/30/2021	8,383,842.55	100.00	8,383,842.55	1.05%	NR	1
LGIP9070	8,383,842.55	2.16	8,383,842.55	2.16		0.00	NR	0
Lone Star   Corporate LGIP		6/30/2021	5,413.71	100.00	5,413.71	0%	NR	1
LGIP0240-C	5,413.71	2.43	5,413.71	2.43		0.00	NR	0
Lone Star   Government LGIP		6/30/2021	5,023.80	100.00	5,023.80	0%	NR	1
LGIP0240-G	5,023.80	2.15	5,023.80	2.15		0.00	NR	0
TexPool LGIP		6/30/2021	24,101.65	100.00	24,101.65	0%	NR	1
LGIP0012	24,101.65	2.21	24,101.65	2.21		0.00	NR	0
			<b>8,418,381.71</b>		<b>8,418,381.71</b>	<b>1.05%</b>		<b>1</b>
<b>Sub Total 240   Food Service</b>	<b>8,418,381.71</b>	<b>2.16</b>	<b>8,418,381.71</b>	<b>2.16</b>		<b>0.00</b>		<b>0</b>
<b>480   Natural Gas</b>								
LOGIC LGIP		6/30/2021	8,631,827.50	100.00	8,631,827.50	1.09%	NR	1
LGIP9480	8,631,827.50	2.16	8,631,827.50	2.16		0.00	NR	0



**Arlington Independent School District TX**  
**Portfolio Holdings by Asset Class**  
**All Portfolios**

Date: 8/31/2022

Description	Face Amount / Shares	Settlement Date	Cost Value	Market Price	Market Value	% Portfolio	Credit Rating	Days To Call/Maturity
CUSIP		YTM @ Cost	Book Value	YTM @ Market	Accrued Interest	Unre. Gain/Loss	Credit Rating	Duration To Maturity
Lone Star   Corporate LGIP		6/30/2021	3,059,497.09	100.00	3,059,497.09	0.38%	NR	1
LGIP0480-C	3,059,497.09	2.43	3,059,497.09	2.43		0.00	NR	0
Lone Star   Government LGIP		6/30/2021	3,018,703.03	100.00	3,018,703.03	0.38%	NR	1
LGIP0480-G	3,018,703.03	2.15	3,018,703.03	2.15		0.00	NR	0
<b>Sub Total 480   Natural Gas</b>	<b>14,710,027.62</b>	<b>2.21</b>	<b>14,710,027.62</b>	<b>2.21</b>	<b>14,710,027.62</b>	<b>1.85%</b>	<b>0.00</b>	<b>1</b>
<b>599   Debt Service</b>								
LOGIC LGIP		6/30/2021	26,090,939.99	100.00	26,090,939.99	3.28%	NR	1
LGIP9050	26,090,939.99	2.16	26,090,939.99	2.16		0.00	NR	0
Lone Star   Corporate LGIP		6/30/2021	965,633.56	100.00	965,633.56	0.12%	NR	1
LGIP0599-C	965,633.56	2.43	965,633.56	2.43		0.00	NR	0
Lone Star   Government LGIP		6/30/2021	1,057,887.52	100.00	1,057,887.52	0.13%	NR	1
LGIP0599-G	1,057,887.52	2.15	1,057,887.52	2.15		0.00	NR	0
TexPool LGIP		6/30/2021	157,536.12	100.00	157,536.12	0.02%	NR	1
LGIP0002	157,536.12	2.21	157,536.12	2.21		0.00	NR	0
<b>Sub Total 599   Debt Service</b>	<b>28,271,997.19</b>	<b>2.17</b>	<b>28,271,997.19</b>	<b>2.17</b>	<b>28,271,997.19</b>	<b>3.55%</b>	<b>0.00</b>	<b>1</b>
<b>640   Construction 2014</b>								
LOGIC LGIP		6/30/2021	634,128.62	100.00	634,128.62	0.08%	NR	1
LGIP9641	634,128.62	2.16	634,128.62	2.16		0.00	NR	0
LOGIC LGIP		6/30/2021	671,418.32	100.00	671,418.32	0.08%	NR	1
LGIP9644	671,418.32	2.16	671,418.32	2.16		0.00	NR	0
LOGIC LGIP		6/30/2021	913,108.60	100.00	913,108.60	0.11%	NR	1
LGIP9643	913,108.60	2.16	913,108.60	2.16		0.00	NR	0
LOGIC LGIP		6/30/2021	270,154.31	100.00	270,154.31	0.03%	NR	1
LGIP9642	270,154.31	2.16	270,154.31	2.16		0.00	NR	0



## Arlington Independent School District TX Portfolio Holdings by Asset Class All Portfolios

Date: 8/31/2022

Description	Face Amount / Shares	Settlement Date	Cost Value	Market Price	Market Value	% Portfolio	Credit Rating	Days To Call/Maturity
CUSIP		YTM @ Cost	Book Value	YTM @ Market	Accrued Interest	Unre. Gain/Loss	Credit Rating	Duration To Maturity
Lone Star   Corporate LGIP LGIP0644-C	407,982.32	6/30/2021 2.43	407,982.32	100.00 2.43	407,982.32	0.05% 0.00	NR NR	1 0
Lone Star   Corporate LGIP LGIP0641-C	51,486.73	6/30/2021 2.43	51,486.73	100.00 2.43	51,486.73	0.01% 0.00	NR NR	1 0
Lone Star   Corporate LGIP LGIP0642-C	10,274.32	6/30/2021 2.43	10,274.32	100.00 2.43	10,274.32	0% 0.00	NR NR	1 0
Lone Star   Corporate LGIP LGIP0643-C	1,997,174.60	6/30/2021 2.43	1,997,174.60	100.00 2.43	1,997,174.60	0.25% 0.00	NR NR	1 0
Lone Star   Government LGIP LGIP0644-G	833,526.52	6/30/2021 2.15	833,526.52	100.00 2.15	833,526.52	0.1% 0.00	NR NR	1 0
Lone Star   Government LGIP LGIP0643-G	1,622,451.49	6/30/2021 2.15	1,622,451.49	100.00 2.15	1,622,451.49	0.2% 0.00	NR NR	1 0
Lone Star   Government LGIP LGIP0642-G	10,141.61	6/30/2021 2.15	10,141.61	100.00 2.15	10,141.61	0% 0.00	NR NR	1 0
Lone Star   Government LGIP LGIP0641-G	159,798.16	6/30/2021 2.15	159,798.16	100.00 2.15	159,798.16	0.02% 0.00	NR NR	1 0
<b>Sub Total 640   Construction 2014</b>	<b>7,581,645.60</b>	<b>2.24</b>	<b>7,581,645.60</b>	<b>2.24</b>	<b>7,581,645.60</b>	<b>0.93%</b> <b>0.00</b>		<b>1</b> <b>0</b>
<b>650   Construction 2019</b>								
LOGIC LGIP LGIP9651	64,041,511.89	6/30/2021 2.16	64,041,511.89	100.00 2.16	64,041,511.89	8.06% 0.00	NR NR	1 0
LOGIC LGIP LGIP9650	16,537,325.19	6/30/2021 2.16	16,537,325.19	100.00 2.16	16,537,325.19	2.08% 0.00	NR NR	1 0
LOGIC LGIP LGIP9652	95,540,208.93	3/30/2022 2.16	95,540,208.93	100.00 2.16	95,540,208.93	12.02% 0.00	NR NR	1 0



## Arlington Independent School District TX Portfolio Holdings by Asset Class All Portfolios

Date: 8/31/2022

Description	Face Amount / Shares	Settlement Date	Cost Value	Market Price	Market Value	% Portfolio	Credit Rating	Days To Call/Maturity
CUSIP		YTM @ Cost	Book Value	YTM @ Market	Accrued Interest	Unre. Gain/Loss	Credit Rating	Duration To Maturity
Lone Star   Corporate LGIP		6/30/2021	48,164,754.67	100.00	48,164,754.67	6.06%	NR	1
LGIP0651-C	48,164,754.67	2.43	48,164,754.67	2.43		0.00	NR	0
Lone Star   Corporate LGIP		3/10/2022	50,019,228.73	100.00	50,019,228.73	6.29%	NR	1
LGIP0652-C	50,019,228.73	2.43	50,019,228.73	2.43		0.00	NR	0
Lone Star   Corporate LGIP		6/30/2021	39,055,148.90	100.00	39,055,148.90	4.91%	NR	1
LGIP0650-C	39,055,148.90	2.43	39,055,148.90	2.43		0.00	NR	0
Lone Star   Government LGIP		6/30/2021	48,081,987.20	100.00	48,081,987.20	6.05%	NR	1
LGIP0651-G	48,081,987.20	2.15	48,081,987.20	2.15		0.00	NR	0
Lone Star   Government LGIP		3/1/2022	49,969,126.65	100.00	49,969,126.65	6.29%	NR	1
LGIP0652-G	49,969,126.65	2.15	49,969,126.65	2.15		0.00	NR	0
Lone Star   Government LGIP		6/30/2021	39,794,972.75	100.00	39,794,972.75	5.01%	NR	1
LGIP0650-G	39,794,972.75	2.15	39,794,972.75	2.15		0.00	NR	0
T-Note 0.125 11/30/2022		9/8/2021	5,000,781.25	99.33	4,966,601.50	0.63%	Moody's-Aaa	91
91282CAX9	5,000,000.00	0.11	5,000,158.69	2.83	1,571.04	-33,557.19	S&P-AA+	0.25
T-Note 0.125 3/31/2023		9/8/2021	9,995,312.50	98.20	9,820,313.00	1.26%	Moody's-Aaa	212
91282CBU4	10,000,000.00	0.16	9,998,253.52	3.27	5,225.41	-177,940.52	S&P-AA+	0.58
T-Note 0.125 9/30/2022		8/18/2021	10,004,296.88	99.80	9,979,688.00	1.26%	Moody's-Aaa	30
91282CAN1	10,000,000.00	0.09	10,000,315.95	2.61	5,225.41	-20,627.95	S&P-AA+	0.08
T-Note 2 11/30/2022		1/12/2022	10,137,109.38	99.77	9,976,563.00	1.26%	Moody's-Aaa	91
912828M80	10,000,000.00	0.44	10,038,748.30	2.94	50,273.22	-62,185.30	S&P-AA+	0.25
			<b>486,341,764.92</b>		<b>485,947,430.41</b>	<b>61.18%</b>		<b>9</b>
<b>Sub Total 650   Construction 2019</b>	<b>486,204,264.91</b>	<b>2.09</b>	<b>486,241,741.37</b>	<b>2.29</b>	<b>62,295.08</b>	<b>-294,310.96</b>		<b>0.02</b>
<b>699   Construction Local</b>								
LOGIC LGIP		6/30/2021	5,577,829.20	100.00	5,577,829.20	0.7%	NR	1
LGIP9069	5,577,829.20	2.16	5,577,829.20	2.16		0.00	NR	0



## Arlington Independent School District TX Portfolio Holdings by Asset Class All Portfolios

Date: 8/31/2022

Description	Face Amount / Shares	Settlement Date	Cost Value	Market Price	Market Value	% Portfolio	Credit Rating	Days To Call/Maturity
CUSIP		YTM @ Cost	Book Value	YTM @ Market	Accrued Interest	Unre. Gain/Loss	Credit Rating	Duration To Maturity
Lone Star   Corporate LGIP		6/30/2021	1,070,121.71	100.00	1,070,121.71	0.13%	NR	1
LGIP0699-C	1,070,121.71	2.43	1,070,121.71	2.43		0.00	NR	0
TexPool LGIP		6/30/2021	102.14	100.00	102.14	0%	NR	1
LGIP0014	102.14	2.21	102.14	2.21		0.00	NR	0
<b>Sub Total 699   Construction Local</b>	<b>6,648,053.05</b>	<b>2.20</b>	<b>6,648,053.05</b>	<b>2.20</b>	<b>6,648,053.05</b>	<b>0.83%</b>	<b>0.00</b>	<b>1</b>
<b>800   Operations   Other</b>								
LOGIC LGIP		6/30/2021	53,923.33	100.00	53,923.33	0.01%	NR	1
LGIP9011	53,923.33	2.16	53,923.33	2.16		0.00	NR	0
LOGIC LGIP		6/30/2021	4,580.87	100.00	4,580.87	0%	NR	1
LGIP9864	4,580.87	2.16	4,580.87	2.16		0.00	NR	0
LOGIC LGIP		6/30/2021	4,867.56	100.00	4,867.56	0%	NR	1
LGIP9088	4,867.56	2.16	4,867.56	2.16		0.00	NR	0
LOGIC LGIP		6/30/2021	45,354.53	100.00	45,354.53	0.01%	NR	1
LGIP9012	45,354.53	2.16	45,354.53	2.16		0.00	NR	0
LOGIC LGIP		6/30/2021	5,008,065.56	100.00	5,008,065.56	0.63%	NR	1
LGIP9077	5,008,065.56	2.16	5,008,065.56	2.16		0.00	NR	0
LOGIC LGIP		6/30/2021	165,147.63	100.00	165,147.63	0.02%	NR	1
LGIP9752	165,147.63	2.16	165,147.63	2.16		0.00	NR	0
TexPool LGIP		6/30/2021	34,762.20	100.00	34,762.20	0%	NR	1
LGIP0001	34,762.20	2.21	34,762.20	2.21		0.00	NR	0
<b>Sub Total 800   Operations   Other</b>	<b>5,316,701.68</b>	<b>2.16</b>	<b>5,316,701.68</b>	<b>2.16</b>	<b>5,316,701.68</b>	<b>0.67%</b>	<b>0.00</b>	<b>1</b>
			<b>794,969,081.27</b>		<b>794,470,488.76</b>	<b>100.00%</b>		<b>6</b>
<b>TOTAL PORTFOLIO</b>	<b>794,831,581.26</b>	<b>2.13</b>	<b>794,869,057.72</b>	<b>2.27</b>	<b>120,072.86</b>	<b>-398,568.96</b>		<b>0.02</b>





## Arlington Independent School District TX Public Funds Investment Act Group By: Security Sector

Begin Date: 7/31/2022, End Date:8/31/2022

Description	CUSIP/Ticker	Maturity Date	Beginning BV	Ending BV	Beginning MV	Buy Principal	Sells Quantity	Change in MV	Ending MV	Ending Market Accrued Interest	Portfolio Name
<b>Local Government Investment Pool</b>											
LOGIC LGIP	LGIP9010	N/A	152,440,238.36	138,537,349.89	152,440,238.36	50,052,932.27	63,955,820.74	0.00	138,537,349.89	N/A	199   Local Maintenance
LOGIC LGIP	LGIP9011	N/A	5,141,685.21	53,923.33	5,141,685.21	1,009,238.12	6,097,000.00	0.00	53,923.33	N/A	800   Tax Clearing
LOGIC LGIP	LGIP9012	N/A	45,271.38	45,354.53	45,271.38	83.15	0.00	0.00	45,354.53	N/A	800   Counts Scholarship Fund
LOGIC LGIP	LGIP9050	N/A	49,726,886.47	26,090,939.99	49,726,886.47	499,126.80	24,135,073.28	0.00	26,090,939.99	N/A	500   Debt Service
LOGIC LGIP	LGIP9069	N/A	3,691,759.96	5,577,829.20	3,691,759.96	1,995,231.15	109,161.91	0.00	5,577,829.20	N/A	699   ConstructionLocal
LOGIC LGIP	LGIP9070	N/A	9,189,878.30	8,383,842.55	9,189,878.30	16,229.97	822,265.72	0.00	8,383,842.55	N/A	701   Cafeteria
LOGIC LGIP	LGIP9077	N/A	4,998,886.96	5,008,065.56	4,998,886.96	9,178.60	0.00	0.00	5,008,065.56	N/A	770   Workers Compensation
LOGIC LGIP	LGIP9088	N/A	4,858.63	4,867.56	4,858.63	8.93	0.00	0.00	4,867.56	N/A	800   Payroll Clearing
LOGIC LGIP	LGIP9480	N/A	8,510,714.42	8,631,827.50	8,510,714.42	121,113.08	0.00	0.00	8,631,827.50	N/A	480   Natural Gas
LOGIC LGIP	LGIP9641	N/A	632,966.41	634,128.62	632,966.41	1,162.21	0.00	0.00	634,128.62	N/A	641   Construction 2014 - 2015
LOGIC LGIP	LGIP9642	N/A	269,659.15	270,154.31	269,659.15	495.16	0.00	0.00	270,154.31	N/A	642   Construction 2014 - 2016
LOGIC LGIP	LGIP9643	N/A	914,623.64	913,108.60	914,623.64	1,674.96	3,190.00	0.00	913,108.60	N/A	643   Construction 2014 - 2017
LOGIC LGIP	LGIP9644	N/A	1,010,846.98	671,418.32	1,010,846.98	1,269.84	340,698.50	0.00	671,418.32	N/A	644   Construction 2014 #5
LOGIC LGIP	LGIP9650	N/A	855,591.12	16,537,325.19	855,591.12	20,008,131.83	4,326,397.76	0.00	16,537,325.19	N/A	650   Construction 2019
LOGIC LGIP	LGIP9651	N/A	65,120,832.91	64,041,511.89	65,120,832.91	118,773.78	1,198,094.80	0.00	64,041,511.89	N/A	651   Construction 2019
LOGIC LGIP	LGIP9652	N/A	96,800,285.13	95,540,208.93	96,800,285.13	176,818.00	1,436,894.20	0.00	95,540,208.93	N/A	652   Construction 2019
LOGIC LGIP	LGIP9752	N/A	187,268.85	165,147.63	187,268.85	339.81	22,461.03	0.00	165,147.63	N/A	800   Print Shop
LOGIC LGIP	LGIP9864	N/A	4,566.09	4,580.87	4,566.09	14.78	0.00	0.00	4,580.87	N/A	864   Finance Clearing
Lone Star   Corporate LGIP	LGIP0199-C	N/A	44,773,623.22	45,673,830.99	44,773,623.22	900,207.77	0.00	0.00	45,673,830.99	N/A	199   Local Maintenance
Lone Star   Corporate LGIP	LGIP0240-C	N/A	5,402.58	5,413.71	5,402.58	11.13	0.00	0.00	5,413.71	N/A	240   Food Service

Description	CUSIP/Ticker	Maturity Date	Beginning BV	Ending BV	Beginning MV	Buy Principal	Sells Quantity	Change in MV	Ending MV	Ending Market Accrued Interest	Portfolio Name
Lone Star   Corporate LGIP	LGIP0480-C	N/A	3,053,209.30	3,059,497.09	3,053,209.30	6,287.79	0.00	0.00	3,059,497.09	N/A	480   Natural Gas
Lone Star   Corporate LGIP	LGIP0599-C	N/A	963,649.02	965,633.56	963,649.02	1,984.54	0.00	0.00	965,633.56	N/A	599   Debt Service
Lone Star   Corporate LGIP	LGIP0641-C	N/A	51,380.92	51,486.73	51,380.92	105.81	0.00	0.00	51,486.73	N/A	641   Construction 2014 - 2015
Lone Star   Corporate LGIP	LGIP0642-C	N/A	10,253.20	10,274.32	10,253.20	21.12	0.00	0.00	10,274.32	N/A	642   Construction 2014 - 2016
Lone Star   Corporate LGIP	LGIP0643-C	N/A	1,993,070.06	1,997,174.60	1,993,070.06	4,104.54	0.00	0.00	1,997,174.60	N/A	643   Construction 2014 - 2017
Lone Star   Corporate LGIP	LGIP0644-C	N/A	407,143.85	407,982.32	407,143.85	838.47	0.00	0.00	407,982.32	N/A	644   Construction 2014 #5
Lone Star   Corporate LGIP	LGIP0650-C	N/A	49,765,377.60	39,055,148.90	49,765,377.60	96,266.47	10,806,495.17	0.00	39,055,148.90	N/A	650   Construction 2019
Lone Star   Corporate LGIP	LGIP0651-C	N/A	48,065,767.85	48,164,754.67	48,065,767.85	98,986.82	0.00	0.00	48,164,754.67	N/A	651   Construction 2019
Lone Star   Corporate LGIP	LGIP0652-C	N/A	49,916,430.65	50,019,228.73	49,916,430.65	102,798.08	0.00	0.00	50,019,228.73	N/A	652   Construction 2019
Lone Star   Corporate LGIP	LGIP0699-C	N/A	1,067,922.43	1,070,121.71	1,067,922.43	2,199.28	0.00	0.00	1,070,121.71	N/A	699   ConstructionLocal
Lone Star   Government LGIP	LGIP0199-G	N/A	38,070,093.24	38,139,561.77	38,070,093.24	69,468.53	0.00	0.00	38,139,561.77	N/A	199   Local Maintenance
Lone Star   Government LGIP	LGIP0240-G	N/A	5,014.65	5,023.80	5,014.65	9.15	0.00	0.00	5,023.80	N/A	240   Food Service
Lone Star   Government LGIP	LGIP0480-G	N/A	3,013,204.67	3,018,703.03	3,013,204.67	5,498.36	0.00	0.00	3,018,703.03	N/A	480   Natural Gas
Lone Star   Government LGIP	LGIP0599-G	N/A	1,055,960.65	1,057,887.52	1,055,960.65	1,926.87	0.00	0.00	1,057,887.52	N/A	599   Debt Service
Lone Star   Government LGIP	LGIP0641-G	N/A	159,507.10	159,798.16	159,507.10	291.06	0.00	0.00	159,798.16	N/A	641   Construction 2014 - 2015
Lone Star   Government LGIP	LGIP0642-G	N/A	10,123.14	10,141.61	10,123.14	18.47	0.00	0.00	10,141.61	N/A	642   Construction 2014 - 2016
Lone Star   Government LGIP	LGIP0643-G	N/A	1,619,496.31	1,622,451.49	1,619,496.31	2,955.18	0.00	0.00	1,622,451.49	N/A	643   Construction 2014 - 2017
Lone Star   Government LGIP	LGIP0644-G	N/A	832,008.31	833,526.52	832,008.31	1,518.21	0.00	0.00	833,526.52	N/A	644   Construction 2014 #5
Lone Star   Government LGIP	LGIP0650-G	N/A	49,708,473.45	39,794,972.75	49,708,473.45	86,499.30	10,000,000.00	0.00	39,794,972.75	N/A	650   Construction 2019
Lone Star   Government LGIP	LGIP0651-G	N/A	47,994,409.24	48,081,987.20	47,994,409.24	87,577.96	0.00	0.00	48,081,987.20	N/A	651   Construction 2019
Lone Star   Government LGIP	LGIP0652-G	N/A	49,878,111.40	49,969,126.65	49,878,111.40	91,015.25	0.00	0.00	49,969,126.65	N/A	652   Construction 2019
TexPool LGIP	LGIP0001	N/A	34,698.49	34,762.20	34,698.49	63.71	0.00	0.00	34,762.20	N/A	800   Payroll Clearing
TexPool LGIP	LGIP0002	N/A	157,247.32	157,536.12	157,247.32	288.80	0.00	0.00	157,536.12	N/A	599   Debt Service
TexPool LGIP	LGIP0003	N/A	5,319,994.92	5,329,766.85	5,319,994.92	9,771.93	0.00	0.00	5,329,766.85	N/A	199   Local Maintenance

Description	CUSIP/Ticker	Maturity Date	Beginning BV	Ending BV	Beginning MV	Buy Principal	Sells Quantity	Change in MV	Ending MV	Ending Market Accrued Interest	Portfolio Name
TexPool LGIP	LGIP0012	N/A	24,057.49	24,101.65	24,057.49	44.16	0.00	0.00	24,101.65	N/A	240   Food Service
TexPool LGIP	LGIP0014	N/A	101.83	102.14	101.83	0.31	0.00	0.00	102.14	N/A	699   ConstructionLocal
<b>Sub Total/Average Local Government Investment Pool</b>			<b>797,502,552.86</b>	<b>749,831,581.26</b>	<b>797,502,552.86</b>	<b>75,582,581.51</b>	<b>123,253,553.11</b>	<b>0.00</b>	<b>749,831,581.26</b>	<b>0.00</b>	
<b>US Agency</b>											
FHLB 1.3 3/21/2023-22	3130ARBNO	3/21/2023	10,000,000.00	10,000,000.00	9,889,830.00	0.00	0.00	5,912.00	9,895,742.00	57,777.78	199   Local Maintenance
<b>Sub Total/Average US Agency</b>			<b>10,000,000.00</b>	<b>10,000,000.00</b>	<b>9,889,830.00</b>	<b>0.00</b>	<b>0.00</b>	<b>5,912.00</b>	<b>9,895,742.00</b>	<b>57,777.78</b>	
<b>US Treasury</b>											
T-Bill 0 8/11/2022	912796L64	8/11/2022	9,998,118.69	0.00	9,993,990.00	0.00	10,000,000.00	6,010.00	0.00	0.00	199   Local Maintenance
T-Note 0.125 11/30/2022	91282CAX9	11/30/2022	5,000,212.75	5,000,158.69	4,958,550.00	0.00	0.00	8,051.50	4,966,601.50	1,571.04	650   Construction 2019
T-Note 0.125 3/31/2023	91282CBU4	3/31/2023	9,997,998.13	9,998,253.52	9,815,050.00	0.00	0.00	5,263.00	9,820,313.00	5,225.41	650   Construction 2019
T-Note 0.125 9/30/2022	91282CAN1	9/30/2022	10,000,642.43	10,000,315.95	9,964,200.00	0.00	0.00	15,488.00	9,979,688.00	5,225.41	650   Construction 2019
T-Note 2 11/30/2022	912828M80	11/30/2022	10,051,948.27	10,038,748.30	9,976,950.00	0.00	0.00	-387.00	9,976,563.00	50,273.22	650   Construction 2019
<b>Sub Total/Average US Treasury</b>			<b>45,048,920.27</b>	<b>35,037,476.46</b>	<b>44,708,740.00</b>	<b>0.00</b>	<b>10,000,000.00</b>	<b>34,425.50</b>	<b>34,743,165.50</b>	<b>62,295.08</b>	
<b>Total / Average</b>			<b>852,551,473.13</b>	<b>794,869,057.72</b>	<b>852,101,122.86</b>	<b>75,582,581.51</b>	<b>133,253,553.11</b>	<b>40,337.50</b>	<b>794,470,488.76</b>	<b>120,072.86</b>	

The Investment portfolio complies with the PFIA and the District approved Investment Policy and Strategy throughout the period.

## Arlington Independent School District Board of Trustees Communication

<b>Meeting Date:</b>	October 18, 2022	<b>Consent Item</b>
<b>Subject:</b>	Annual Internal Audit Plan	

**Purpose:**

To provide the Board of Trustees the opportunity to approve the annual internal audit plan for fiscal year 2023.

**Background:**


Board policy CFC states that *“Annually, the chief internal auditor shall submit to the audit advisory committee and senior management a summary of the audit work schedule, staffing plan, and budget for the fiscal year. The audit work schedule shall be developed based on a prioritization of the audit universe using a risk-based methodology.”*

Additionally, Board policy BDB states that *“The audit advisory committee’s responsibilities related to internal audits shall include: Reviewing and recommending to the Board approval of... the annual internal audit plan...”*.

In accordance with these policies, the attached “Audit Plan – Fiscal Year 2023” was developed in consultation with the audit advisory committee and is presented based on risk assessment, materiality, existing controls, state, federal and other audit requirements, audit staff capabilities, results of prior audits, and knowledge of the AISD and its personnel. Additionally, consideration was given to specific risks identified by management.

**Recommendation:**

The Audit Advisory Committee recommends approval of the attached internal audit plan for fiscal year 2023.

<b>Submitted to:</b>  Board of Trustees Arlington Independent School District	<b>Submitted by:</b> 
	<b>Prepared by:</b> Tim Edwards
	<b>Date:</b> October 11, 2022

<b>Audit Plan – Fiscal Year 2023</b>
--------------------------------------

	Hours	Percent of Total Hours
<b>Risk based audits:</b>		
-Accounting Department operational audit (carryover)	450	5.9%
-Transportation Department billing operations (carryover)	350	4.6%
-Stipends review	200	2.6%
-Budgeted funds financial audits (schools and departments)	850	8.5%
-Attendance process/operational review	725	9.5%
-Vendor service contract compliance/operations review	700	9.2%
-ERP implementation review	1100	14.4%
-Library standards compliance review	350	4.6%
-Security reviews compliance evaluation	550	7.2%
<b>Activity fund audits</b>	240	3.1%
<b>Fraud, Waste and Abuse administration/investigations</b>	250	3.3%
<b>Special projects:</b>		
-IA quality assurance process implementation	400	5.2%
-Risk assessment/annual plan	200	2.6%
<b>Outsourced audit administration/review:</b>		
-Special Education operations (carryover)	75	1.0%
-Construction financial reviews (on-going)	200	2.6%
-Annual financial audit/ACFR preparation support		
Inventory test counts	200	2.6%
Schedule of Agency Funds	120	1.6%
<b>Contingency for special requests/projects</b>	500	6.5%
<b>Corrective action plan follow-up</b>	530	6.9%
<b>Total hours allocated to audit plan</b>	<b>7640</b>	<b>100.0%</b>

## Audit Plan Detail – Fiscal Year 2023

### Risk based audits – primary objective(s) (preliminary)

- Accounting Department operational audit (carryover): to determine that the department has appropriate operating procedures and processes in place and that these procedures/processes are functioning as designed. Perform audit testing over specific functional transactions (i.e., bond payments, journal entries, bank reconciliations, grant accounting, etc.).
- Transportation Department billing operations (carryover): to test the completeness and accuracy of billings related to Transportation Department charges to schools/departments for rental vehicles.
- Stipends review: to determine the process integrity and recordkeeping related to awarding and paying of stipends to district employees. To evaluate the use and amount of stipend payments compared to other similar school districts.
- Budgeted funds financial audits (schools and departments): to evaluate procedures and controls related to departmental and school budgeted funds, and to perform financial review and audit testing of expenditures.
- Attendance process/operational review: to review and evaluate district attendance processes/procedures/reporting and initiatives related to increasing average daily attendance.
- Vendor service contract compliance/operations review: to review compliance with contractual obligations and receipt of appropriately specified deliverables from various vendors utilized by the district.
- ERP implementation review: to assist and independently report on developments related to implementation of a new ERP system; to monitor efficient and effective progress by implementation specialist(s) employed by the district.
- Library standards compliance review: to evaluate district procedures and compliance with adopted standards and policies.
- Security reviews compliance evaluation: to assist in assuring compliance by the district with laws, rules and regulations regarding school safety and security. To perform testing related to school safety initiatives and methods of risk mitigation.

### Activity fund audits (under revision based on centralized process)

- Develop audit protocols and perform audits of school activity fund operations based on the newly implemented centralized process.

### Fraud, Waste and Abuse administration/investigations

- Monitor and allocate appropriate resources/assign responsibility for investigation of all FWA reports.

### **Special projects**

- IA quality assurance process implementation: implement new audit software (TeamMate+) based on *Internal Audit Department Procedures Manual* and quality assurance goals.
- Risk assessment/annual plan: perform district risk assessment and develop the annual audit plan for approval by the Board.

### **Outsourced audit administration/review**

- Special Education operations review (carryover): Provide assistance to Special Ed Department in conveying external audit results to Audit Committee/Board of Trustees.
- Construction financial reviews: provide on-going support between district and external auditors related to financial audits of construction projects.
- Annual financial audit/ACFR preparation support: In cooperation with the external financial auditors, (1) perform inventory test counts over the Central, Transportation and Food Service warehouse operations, and (2) review bank reconciliations and prepare the schedule summarizing all activity fund operations for the fiscal year.

### **Contingency for special requests/projects**

- Hours allocated for unforeseen audits/reviews/projects.

### **Corrective action plan follow-up**

- Hours allocated to review agreed-upon action plans from previously accepted audit recommendations.

**Arlington Independent School District  
Board of Trustees Communication**

**Meeting Date:** October 18, 2022

**Consent Item**

**Subject:** Salvage Property

**Purpose:**


To provide the Board of Trustees the opportunity to review the request to dispose of salvage property prior to final Board Approval.

**Background:**

Attached is a memorandum from Guy Jones, Transportation Fleet Manager, requesting permission to dispose of District vehicles. The inventory has been evaluated and categorized as damaged, poor condition, obsolete, non-operative, cost prohibitive to repair or no longer needed by the District.

**Recommendation:**

The Administration recommends the Board of Trustees declare all listed as salvage property.

<b>Submitted to:</b>  Board of Trustees Arlington Independent School District	<b>Submitted by:</b> 
	<b>Prepared by:</b> Lisa Phillips
	<b>Date:</b> October 6, 2022





**TO:** Lisa Phillips  
Director of Purchasing

**FROM:** Guy Jones  
Transportation Fleet Manager

**DATE:** September 27, 2022

**RE:** Salvage Vehicle

The vehicles listed below are recommended for salvage. The vehicle has become cost prohibitive due to age, mileage, and/or the repair criteria to recommend retirement.

Please ask the Board of Trustees to declare these vehicles salvage property. Upon approval from the Board, these vehicles will be sold at public auction or salvaged.

<b>Veh#</b>	<b>Dept</b>	<b>Mileage</b>	<b>Year</b>	<b>Make</b>	<b>Veh Type</b>	<b>VIN</b>
486	937	61,863	1999	Chevy	Truck	1GBHP32Y5X3301802
561	937	97,884	2005	Ford	Van	1FTRE14WX5HA18222
1032	913	112,628	2008	Ford	Truck	1FTRF12288KC42870
645	909	18,101	2019	Ford Transit	Van	NM0LS7F23K1386562

**cc:** Tim Collins  
Director of Transportation

This page intentionally left blank.

## Arlington Independent School District Board of Trustees Communication


<b>Meeting Date:</b> October 18, 2022	<b>Discussion Item</b>
<b>Subject:</b> House Bill 3 (HB 3) and District Improvement Plan Progress Monitoring Update	

**Purpose:**

To provide the Board with progress update pertaining to House Bill 3 (HB 3) requirements for improvement plans addressing early childhood literacy and mathematics proficiency and performance objectives outlined in the District Improvement Plan (DIP) in alignment with the Board adopted monitoring calendar.

**Background:**

In the spring of 2019, the 86<sup>th</sup> Legislature passed the finance bill, HB 3, which included specific requirements pertaining to goal setting and the progress monitoring process for improved outcomes in early childhood literacy and mathematics, as well as college, career, and military readiness (CCMR). The statute requires school boards to adopt plans that include annual goals for aggregate growth on 3<sup>rd</sup> grade reading and mathematics achievement, annual targets for closing achievement gaps among student groups, targeted professional development for classroom teachers and annual targets for students being served in bilingual and ESL programs. The bill also calls for aggregate annual goals and targets for CCMR readiness as evaluated under the state accountability system's student achievement domain and for each student group articulated in the closing the gaps domain. This discussion item will provide a progress update pertaining to student outcomes on the beginning-of-year (BOY) universal screeners.

<b>Submitted to:</b>  Board of Trustees Arlington Independent School District	<b>Submitted by:</b> 
	<b>Prepared by:</b> Steven L. Wurtz, Ed.D.
	<b>Date:</b> October 11, 2022

## Arlington Independent School District Board of Trustees Communication

**Meeting Date:** October 18, 2022

**Discussion Item**


**Subject:** ASPIRE AISD Leadership Development Update

**Purpose:**

The purpose is to provide an update on ASPIRE AISD programming, with an emphasis on our Teacher Leadership Pathway.

**Background:**

We know that great leadership in critical roles significantly impacts student achievement, and we have strong leaders throughout our district. Through our partnership with The Holdsworth Center, we have developed a robust leadership development focus in Arlington ISD. This includes systems to develop and support teachers, campus, and central office leaders, so that we can continue to unleash the potential of our students.

Submitted to:  Board of Trustees Arlington Independent School District	Submitted by: 
	Prepared by: A. Tracie Brown, EdD
	Date: October 11, 2022