

**ARLINGTON INDEPENDENT SCHOOL DISTRICT
REGULAR MEETING OF THE BOARD OF TRUSTEES
Thursday, September 21, 2023
5:00 p.m.**

**NOTICE of Regular Meeting of the Board of Trustees at the Administration Building,
Board Room, 690 East Lamar Boulevard, Arlington, Texas**

Meetings may be viewed online at www.aisd.net. One or more members of the Board of Trustees may participate in this meeting via videoconference call. A quorum of the Board of Trustees will be physically present at the Administration Building.

*Members of the public who desire to address the board regarding an item on this agenda must comply with the following registration procedures: Members of the public seeking to provide comments concerning an agenda item or non-agenda item shall be required to register at <https://www.aisd.net/boardmeetingspeakerrequest> **NO LATER THAN 3:00 p.m. the day of the board meeting** indicating (1) person's name; (2) subject the member of the public wishes to discuss, and; (3) telephone number at which the member of the public may be reached.*

CALL TO ORDER: 5:00 p.m., Board Chamber

CLOSED MEETING: Board Conference Room

Adjournment to closed meeting pursuant to Sections 551.071 (consultation with attorney to seek and receive legal advice); 551.072 (discuss the purchase, exchange, lease or value of real property); Section 551.073 – (negotiating contracts for prospective gifts or donations); Section 551.074 - (consider the appointment, employment, evaluation, reassignment, duties, discipline, non-renewal or dismissal of a public officer or employee, or to hear complaints or charges against a public officer or employee); Section 551.076 (consider the deployment, or specific occasions for implementation, of security personnel and devices); Section 551.082 – (discussing or deliberating the discipline of a public school child or children, or a complaint or charge is brought against an employee of the school district by another employee); Section 551.0821 – (deliberating in a matter regarding a public school student if personally identifiable information about the student will necessarily be revealed by the deliberation); Section 551.083 (considering the standards, guidelines, terms or conditions the Board will follow, or instruct its representatives to follow, in consultation with representatives of employee groups in connection with consultation agreements).

1. Superintendent Search

RECONVENE INTO OPEN SESSION: 6:30 p.m., Board Room

OPENING CEREMONY:

PROGRAM AND/OR PRESENTATION:

This time has been designated for the purpose of allowing programs and/or presentations relating to matters such as curricular, extracurricular, co- curricular and PTA type activities.

- A. Student Leadership Advisory Board Introduction

PUBLIC HEARING:

- A. “Schools FIRST” – State Financial Accountability Rating

OPEN FORUM FOR AGENDA ITEMS:

Must Pre-Register. Registration as stated above must be completed in its entirety and submitted no later than **3:00 p.m.** This first Open Forum is limited to agenda items other than personnel. Any personnel concern should be brought directly to the Superintendent or Board President prior to the meeting, who will guide you to the proper procedure pursuant to Board Policy. Speakers will be limited to two (2) minutes. When more than one individual wishes to address the same agenda item, the President may ask the group to appoint one spokesperson.

ACTION:

- A. Consider Bond Defeasance and/or Redemption Resolution (pg. 7)
- B. 2023 Tax Rate Adoption (pg. 12)

DISCUSSION / ACTION:

- A. Consider A-F Accountability Resolution (pg. 29)
- B. Consider 2023-2024 HB3/District Improvement Plan Goals and Performance Objectives and Reporting Timeline (pg. 30)

CONSENT AGENDA:

- A. Approval of Bids, Purchases, Construction Items (pg. 31)
 - 24-02b Outside Contracted Services
 - 24-06b Academic Educational Consultants and Professional Development Services
 - 24-07 Quarterly Dual-Purpose Copy Paper
 - 24-08 Science Supplies for Inventory & Catalog
 - 24-09 Demolition of Roark Elementary School
- B. Approval of Budget Amendment – August 2023 (pg.77)
- C. Approval of Purchases Greater than \$50,000 Exempt from Bid (pg. 82)
 - 23-09-21-01 Private Day School
 - 23-09-21-02 Renewal of ULS/N2Y/SymbolStix Site License for SPED Curriculum
 - 23-09-21-03 Licensed School Psychologist

- 23-09-21-04 Licensed School Psychologist
- 23-09-21-05 Licensed School Psychologist
- 23-09-21-06 Licensed School Psychologist
- 23-09-21-07 SPED Counseling Services
- 23-09-21-08 Board Certified Behavior Analyst
- 23-09-21-09 Writeable Subscription
- 23-09-21-10 Concrete Patching, Paving, Curbs and Related Services
- 23-09-21-11 HVAC Equipment, Installation, Service and Related Services
- 23-09-21-12 Temporary Chiller Rentals
- 23-09-21-13 HVAC Supplies
- 23-09-21-14 HVAC Supplies
- 23-09-21-15 HVAC Supplies
- 23-09-21-16 HVAC Supplies
- 23-09-21-17 HVAC Supplies
- 23-09-21-18 Facilities Software
- 23-09-21-19 Globe Life Field for 2024 Graduations

- D. Approval of Monthly Financial Report for Period Ending July 31, 2023 (pg. 84)
- E. Approval of Monthly Investment Report for Period Ending July 31, 2023 (pg. 93)
- F. Approval of Salvage Items (pg. 112)
- G. Approval of Texas Teacher Evaluation and Support System (T-TESS) Appraisers (pg. 115)

OPEN FORUM FOR NON-AGENDA ITEMS:

Must Pre-Register. Registration as stated above must be completed in its entirety and submitted no later than **3:00 p.m.** Any personnel concern should be brought directly to the Superintendent or Board President prior to the meeting, who will guide you to the proper procedure pursuant to Board Policy. Speakers will be limited to two (2) minutes. When more than one individual wishes to address the same agenda item, the President may ask the group to appoint one spokesperson.

SUPERINTENDENT'S REPORT:

This time is for the Superintendent to acknowledge varying kinds of activities occurring within the district. This includes such items as recognition of outstanding performance by district staff and/or students, the initiating of new programs and special activities.

The Superintendent will report on the following subjects:

- A. Recognition of outstanding performance by district staff and students
- B. Initiation of new programs and special activities

SCHOOL BOARD'S REPORTS:

This time on the Agenda allows each member to inform other Board Members, the administrative staff and the public of activities which are of interest.

The Board Members will report on the following subjects:

- A. Board member attendance at various school and community events.
- B. Board member announcement of various upcoming school and community events.
- C. Board member visits to various campuses
- D. Board member recognition of outstanding performance by district staff and students
- E. Board member recognition of new programs and special activities

CLOSED MEETING:

At any time during the meeting the Board may adjourn into closed meeting for consultation with its attorney (Tex. Gov't Code § 551.071) or for a posted agenda item pursuant to Texas Government Code sections 551.072 – 551.084 (see below).

ADJOURNMENT

The agenda order may be adjusted by the Presiding Officer at any time during the meeting.

If, during the course of the meeting, discussion of any item on the agenda should be held in a closed meeting, the board will conduct a closed meeting in accordance with the Texas Open Meetings Act, Texas Government Code, chapter 551, subchapters D and E or Texas Government Code section 418.183(f).

If, during the course of the meeting covered by this Notice, the Board should determine that a closed meeting of the Board should be held or is required in relation to any item included in this notice, then such closed meeting is authorized by Texas Government Code Section 551.001, et. seq., for any of the following reasons:

Section 551.071 - For the purpose of a private consultation with the Board's attorney on any or all subjects or matters authorized by law.

Section 551.072 - For the purpose of discussing the purchase, exchange, lease or value of real property.

Section 551.073 - For the purpose of negotiating contracts for prospective gifts or donations.

Section 551.074 - For the purpose of considering the appointment, employment, evaluation, reassignment, duties, discipline or dismissal of a public officer or employee or to hear complaints or charges against a public officer or employee.

Section 551.076 - To consider the deployment, or specific occasions for implementation, of security personnel and devices.

Section 551.082 - For the purpose of deliberating in a case involving discipline of a public school child or children, or in a case in which a complaint or charge is brought against an employee of the school district by another employee and the complaint or charge directly results in a need for a hearing.

Section 551.0821 - For the purpose of deliberating in a matter regarding a public school student if personally identifiable information about the student will necessarily be revealed by the deliberation.

Section 551.083 - For the purpose of considering the standards, guidelines, terms or conditions the Board will follow, or instruct its representatives to follow, in consultation with representatives of employee groups in connection with consultation agreements provided for by Section 13.901 of the Texas Education Code.

Section 551.084 - For the purpose of excluding a witness or witnesses from a hearing during examination of another witness.

Should any final action, final decision or final vote be required in the opinion of the Board with regard to any matter considered in such closed meeting, then such final action, final decision or final vote shall be at either:

- A. the open meeting covered by this notice upon the reconvening of this public meeting, or
- B. at a subsequent public meeting of the Board upon notice thereof, as the Board shall determine.

Before any closed meeting is convened, the presiding officer will publicly identify the section or sections of the Act authorizing the closed meeting. All final votes, actions, or decisions will be taken in open meeting.

CERTIFICATE AS TO POSTING OR GIVING OF NOTICE

On this 18th day of September, 2023 at 5:00 p.m., this notice was posted on a bulletin board at a place convenient to the public at the central administrative office of the Arlington Independent School District, 690 East Lamar Boulevard, Arlington, Texas and readily accessible to the general public at all times beginning at least 72 hours preceding the scheduled time of the meeting.



Dr. Steven Wurtz, Interim Superintendent

**Arlington Independent School District
Board of Trustees Communication**

Meeting Date:	September 21, 2023	Action Item
Subject:	Bond Defeasance and/or Redemption Resolution	

Purpose:


Consider and adopt a resolution directing the defeasance and/or redemption of certain Arlington Independent School District's outstanding unlimited tax bonds on one or more occasions; appoint an authorized officer and delegate to the authorized officer the authority to make all determinations required to effectuate such defeasance; and enacting other provisions relating to the subject.

Background:

The District has issued multiple series of unlimited tax bonds to finance and refinance school facilities. The District has funds in its interest and sinking fund that may be used to prepay (i.e. defease and redeem) such outstanding bonds from time to time in order to reduce the amount of debt outstanding and to achieve interest savings for the District. This action item authorizes the Chief Financial Officer and Assistant Superintendent of Financial Services to consult with the District's Financial Advisor to identify the most advantageous prepayment opportunities available and to take all appropriate actions to effect the defeasance and/or redemption of such outstanding bonds.

Recommendation:

Administration recommends approval of the Resolution Directing the Defeasance and/or Redemption as presented.

Submitted to: Board of Trustees Arlington Independent School District	Submitted by:  <hr/> Prepared by: Darla Moss Date: September 8, 2023
--	---

RESOLUTION DIRECTING THE DEFEASANCE AND/OR REDEMPTION OF CERTAIN OF ARLINGTON INDEPENDENT SCHOOL DISTRICT'S OUTSTANDING UNLIMITED TAX BONDS ON ONE OR MORE OCCASIONS; APPOINTING AN AUTHORIZED OFFICER AND DELEGATING TO THE AUTHORIZED OFFICER THE AUTHORITY TO MAKE ALL DETERMINATIONS REQUIRED TO EFFECTUATE SUCH DEFEASANCE AND/OR REDEMPTION; AND ENACTING OTHER PROVISIONS RELATING TO THE SUBJECT

WHEREAS, the Arlington Independent School District (the "District") previously issued the bonds described in Exhibit A hereto (collectively, the "Eligible Bonds"); and

WHEREAS, the Board of Trustees (the "Board") finds and determines that it is in the best interests of the District to defease and/or redeem a portion of the outstanding Eligible Bonds with funds available for such purpose in accordance with the terms hereof; and

WHEREAS, to accomplish the purpose of this Resolution, the Board has determined to delegate to the Authorized Officer (defined below) the authority to determine which of the Eligible Bonds will be defeased and/or redeemed; and

WHEREAS, it is officially found, determined and declared that the meeting at which this Resolution has been adopted was open to the public and public notice of the date, hour, place and subject of said meeting, including this Resolution, was given, all as required by the applicable provisions of Texas Government Code, Chapter 551;

NOW, THEREFORE, BE IT RESOLVED BY THE BOARD OF TRUSTEES OF THE ARLINGTON INDEPENDENT SCHOOL DISTRICT:

Section 1. Findings. The declarations, determinations and findings declared, made and found in the preamble to this Resolution are hereby adopted, restated and made a part of the operative provisions hereof.

Section 2. Delegation of Authority; Authorization of Actions.

(a) The Chief Financial Officer and/or the Assistant Superintendent of Financial Services of the District (each an "Authorized Officer") are hereby authorized to act on behalf of the District in effectuating the defeasance and/or redemption of one or more series of Eligible Bonds, including determining which series of Eligible Bonds shall be defeased and/or redeemed, the maturities and principal amounts within each series to be defeased and/or redeemed (such Eligible Bonds selected for defeasance and/or redemption are hereinafter referred to as the "Defeased Bonds"), and the manner in which the Defeased Bonds shall be defeased and/or redeemed. The Authorized Officer may exercise the authority granted by this Resolution on one or more occasions.

(b) The discharge and defeasance of the Defeased Bonds may be effectuated in any manner authorized by law and by the bond orders and pricing certificates that authorized the issuance of the Defeased Bonds (collectively, the "Bond Orders"), including by cash defeasance by the deposit of funds with the paying agent/registrar for each respective series of Defeased Bonds and/or pursuant to the terms and provisions of one or more escrow agreements (collectively, the "Escrow Agreements") to be entered into by and between the District and the escrow agent selected by the Authorized Officer.

(c) The Authorized Officer is hereby authorized to enter into and execute on behalf of the District one or more Escrow Agreements, in the form and substance as shall be approved by the Authorized Officer, which Escrow Agreements will provide for the payment of the Defeased Bonds. Such Escrow Agreements as executed by the Authorized Officer shall be deemed approved by the Board and constitute the Escrow Agreements herein approved. In addition, the Authorized Officer is authorized to purchase, or approve the purchase of, Defeasance Securities (as defined in the Bond Orders) with the proceeds deposited with the escrow agent.

(d) The Authorized Officer is further authorized and directed to take such actions and to execute and deliver such documents, resolutions and receipts as necessary or appropriate to consummate the

transactions authorized by this Resolution and to defease and/or redeem the Defeased Bonds in accordance with the provisions and requirements hereof and of the Bond Orders.

(e) In the event the Authorized Officer determines to defease and/or redeem any of the Eligible Bonds, lawfully available funds of the District are hereby authorized and appropriated in the amounts necessary to accomplish such defeasance and/or redemption.

Section 3. Effective Date. This Resolution shall be in full force and effect from and after its passage on the date shown below.

[Execution page follows.]

PASSED, APPROVED AND EFFECTIVE this September 21, 2023.

President, Board of Trustees
Arlington Independent School District

ATTEST:

Secretary, Board of Trustees
Arlington Independent School District

Exhibit A

List of Eligible Bonds

Arlington Independent School District

Unlimited Tax School Building Bonds, Series 2009 - Qualified School Construction Bonds (Tax Credit Bonds)

Unlimited Tax Qualified School Construction Bonds, Taxable Series 2011B (Direct Subsidy)

Unlimited Tax Refunding Bonds, Series 2014

Unlimited Tax School Building Bonds, Series 2015

Unlimited Tax School Building Bonds, Series 2016A

Unlimited Tax Refunding Bonds, Series 2016B

Unlimited Tax School Building Bonds, Series 2017

Unlimited Tax School Building Bonds, Series 2018

Unlimited Tax School Building and Refunding Bonds, Series 2020

Unlimited Tax Refunding Bonds, Taxable Series 2020

Unlimited Tax School Building Bonds, Series 2021

Unlimited Tax School Building and Refunding Bonds, Series 2022

Unlimited Tax School Building and Refunding Bonds, Series 2023

Arlington Independent School District Board of Trustees Communication

Meeting Date:	September 21, 2023	Action Item
Subject:	Ordinance # 143 – Adoption of 2023 Tax Rate	

Purpose:

To consider adoption of an ordinance setting the 2023 tax rate.

Background:

The 2023 ad valorem tax rate sets the levy that provides the revenue for the 2023-24 General Operating Fund and Debt Service Fund budgets adopted by the Board of Trustees on June 20, 2023.


Based on the 2023 property values certified by Tarrant Appraisal District as of July 20, 2023 and the Maximum Compressed Rate (MCR) determined by the Texas Education Agency, administration proposes a tax rate of \$ 0.8249 for Maintenance and Operations (M&O) and \$0.2907 for Interest and Sinking (I&S), for an overall total rate of \$1.1156 per \$100 valuation.

The total tax rate of \$1.1156 is \$0.1931 less than the 2022 tax rate and less than the tax rate advertised on the Notice of Public Hearing published on June 9, 2023.

	2022 Adopted Tax Rate	2023 Proposed Tax Rate	Difference
Maintenance & Operations	\$ 1.0080	\$ 0.8249	\$ (0.1831)
Interest & Sinking	\$ 0.3007	\$ 0.2907	\$ (0.0100)
Total Tax Rate	\$ 1.3087	\$ 1.1156	\$ (0.1931)

Recommendation:

Administration recommends adoption of an ordinance setting the 2023 ad valorem tax rate.

Submitted to: Board of Trustees Arlington Independent School District	Submitted by:  <hr/> Prepared by: Carla Martin <hr/> Date: September 8, 2023
--	---

ORDINANCE NO. 143

AN ORDINANCE MAKING THE TAX LEVY FOR THE YEAR 2023
ON ALL PROPERTY SUBJECT TO TAXATION SITUATED WITHIN
THE ARLINGTON INDEPENDENT SCHOOL DISTRICT:

BE IT ORDAINED BY THE BOARD OF TRUSTEES OF THE ARLINGTON INDEPENDENT SCHOOL DISTRICT:

THAT for the year 2023 there is hereby levied on all property located within the corporate limits of the ARLINGTON INDEPENDENT SCHOOL DISTRICT on the first day of January 2023 and not exempt from taxation by the Constitution and Laws of the State of Texas, an ad valorem tax of \$1.1156 on each and every \$100 valuation of such property apportioned as follows:

- (A) \$0.8249 on each and every \$100 valuation of such property is hereby levied and assessed to pay for the operation and maintenance of public free schools of the said ARLINGTON INDEPENDENT SCHOOL DISTRICT.
- (B) \$0.2907 on each and every \$100 valuation of such property is hereby levied and assessed to pay current interest and provide a fixed fund for payment of bonds issued by the said ARLINGTON INDEPENDENT SCHOOL DISTRICT.

PASSED, APPROVED, AND ADOPTED by the Board of Trustees of the ARLINGTON INDEPENDENT SCHOOL DISTRICT this 21st day of September, 2023.

ARLINGTON INDEPENDENT SCHOOL DISTRICT

By _____
President, Board of Trustees

ATTEST:

Secretary, Board of Trustees



Jeff Law, Chief Appraiser

ARLINGTON ISD 901

**Appraisal Roll Information Valuation Summary as of July 20, 2023
2023 Certified Property Information – for SM \$100,000**

I, Jeff Law, Chief Appraiser for the Tarrant Appraisal District, to the best of my ability do solemnly swear that the attached is that portion of the appraisal roll for the Tarrant Appraisal District which lists property taxable by the above-named entity and constitutes their Certified Appraisal Roll.

APPRAISED VALUE (Considers Value Caps) -----> \$ 58,214,367,226

Number of Accounts: 311,971

Absolute Exemptions	\$ 8,036,566,622
Cases before ARB – Appraised Value	\$ 1,788,652,432
Incompletes	\$ 451,571,397
Partial Exemptions	\$ 9,553,913,477
In Process	\$ 24,884,541

NET TAXABLE VALUE -----> \$ 38,358,778,757

Appraised Value minus Absolute Exemption amount, minus Cases before ARB amount, minus Incompletes, minus Partial Exemptions, minus the In Process accounts equals the Net Taxable Value.

ESTIMATED NET TAXABLE VALUE -----> \$ 39,705,733,249

Including suggested values to be used for pending ARB accounts (see page two), Incompletes (see page three) and In Process accounts (see page four).

Jeff Law, Chief Appraiser

Tarrant Appraisal District
2500 Handley Ederville Road - Fort Worth, Texas 76118 - 817.284.0024



Jeff Law, Chief Appraiser

ARLINGTON ISD 901

Appraisal Roll Information Valuation Summary as of July 20, 2023

2023 Appraisal Review Board Information

Section 25.01 (c) of the State Property Tax code directs the Chief Appraiser to prepare a list of all properties under protest with the Appraisal Review Board and pending disposition at the time of value roll certification.

The values below are from the ARB roll and are not included in the totals by the Chief Appraiser and represented on page 1 of this report.

\$ 1,788,652,432

Total appraised value of properties under protest.

\$ 1,484,126,182

Net taxable value of properties under protest.

\$ 1,038,888,327

Estimated minimum taxable value for the same properties.

This value should be added to the net taxable value on page one.



Tarrant Appraisal District

Jeff Law, Chief Appraiser

ARLINGTON ISD 901

Appraisal Roll Information Valuation Summary as of July 20, 2023

2023 Incomplete Property Information

Section 26.01(d) of the State Property Tax Code directs the Chief Appraiser to prepare a list of all properties that are not on the appraisal roll and not included on the ARB roll.

The values below are from the incomplete property listing and are not included in the totals by the Chief Appraiser and represented on page 1 of this report.

The value of incomplete properties are subject to change and are also subject to appeal before the Appraisal Review Board.

\$ 451,571,397

Total appraised value of incomplete properties

\$ 411,656,273

Net taxable value of properties under of incomplete properties.

\$ 288,159,391

Estimated minimum taxable value for the same properties.

This value should be added to the net taxable value on page one



Jeff Law, Chief Appraiser

ARLINGTON ISD 901

Appraisal Roll Information Valuation Summary as of July 20, 2023 2023 In Process Property Information

The values below are from In Process properties and are not included in the totals by the Chief Appraiser and represented on page 1 of this report.

\$ 24,884,541

Total appraised value of In Process properties

\$ 19,906,773

Estimated net taxable value of In Process properties.

This value should be added to the net taxable value on page one.



Tarrant Appraisal District
ARLINGTON ISD 901
Totals for Roll Instance July Roll
2023

Value Detail	Market	Appraised	Counts	Taxable
Real Estate Residential	25,965,754,676	23,080,130,240	88,544	17,117,263,925
Real Estate Commercial	24,388,502,317	24,388,472,380	7,657	16,344,698,387
Real Estate Industrial	547,651,902	547,651,902	139	543,513,973
Personal Property Commercial	7,770,627,095	7,770,627,095	10,752	4,361,509,765
Personal Property Industrial	2,069,328,589	2,069,328,589	213	1,570,365,792
Mineral Lease Properties	357,807,369	357,807,369	204,616	336,766,492
Agricultural Properties	23,955,868	349,651	50	349,651
Total Value	61,123,627,816	58,214,367,226	311,971	40,274,467,985
<hr/>				
Pending Detail	Market	Appraised	Counts	Taxable
Cases Before ARB	1,930,135,915	1,788,652,432	4,954	1,484,126,182
Incomplete Accounts	452,216,148	451,571,397	52,058	411,656,273
In Process Accounts	26,495,497	24,884,541	220	19,906,773
Certified Value	58,714,780,256	55,949,258,856	254,739	38,358,778,757

ARLINGTON ISD

Exemption Detail	Market	Exempt	Counts	Appraised
Absolute Public	6,859,540,389	6,857,825,144	2,247	6,859,540,389
Absolute Charitable	369,326,905	369,326,905	229	369,326,905
Absolute Miscellaneous	3,444,604	3,444,604	16	3,444,604
Absolute Religious & Private Schools	807,621,058	805,969,969	375	807,621,058
Indigent Housing	0	0	0	0
Nominal Value	7,165,550	7,165,550	61,816	7,165,550
Disabled Vet 10-29%	54,906,957	800,000	162	46,597,469
Disabled Vet 30-49%	42,570,151	878,670	121	36,562,003
Disabled Vet 50-69%	61,345,891	1,778,123	179	53,033,506
Disabled Vet 70-99%	468,331,324	16,102,752	1,360	400,696,494
Disabled Vet 100%	269,945,950	149,172,351	745	231,950,858
Surviving Spouse Disabled Vet 100%	31,463,765	14,688,402	96	26,114,719
Donated Disabled Vet	0	0	0	0
Surviving Spouse Donated Disabled Vet	0	0	0	0
Surviving Spouse KIA Armed Service Member	558,028	290,139	2	510,139
Transfer Base Value for SS Disable Vet	2,074,410	870,089	7	1,873,968
Inventory	5,656,743,421	3,592,536,216	238	5,656,743,421
Homestead State Mandated-General	17,361,962,556	5,263,737,407	53,818	14,618,314,170
Homestead State Mandated-Over 65	6,799,158,470	202,492,076	21,070	5,714,275,402
Homestead State Mandated-Disabled Person	229,539,982	7,100,063	808	187,865,682
Homestead State Mandated-Disabled Person Over 65	169,613,553	5,406,858	580	137,415,138
Homestead Local Option-General	0	0	0	0
Homestead Local Option-Over 65	0	0	0	0
Homestead Local Option-Disabled Person	0	0	0	0
Homestead Local Option-Disabled Person Over 65	0	0	0	0
Solar & Wind Powered Devices	13,130,100	37	37	10,814,693
Pollution control	1,104,263,995	8,182,649	8	1,104,263,995
Community Housing Development	77,337,107	77,337,107	4	77,337,107
Abatements	0	0	0	0
Historic Sites	0	0	0	0
Foreign Trade Zone	198,498,311	107,843,366	2	198,498,311
Misc Personal Property (Vehicles, etc.)	235,454,615	97,183,260	83	235,454,615
Surviving Spouse of First Responder KLD	355,248	154,231	1	254,231
Transfer Base Value SS KIA Armed Service Member	312,470	194,131	1	294,131
Transfer Base Value SS of First Responder KLD	0	0	0	0
Property Damaged by Disaster	0	0	0	0
Total Exemptions		17,590,480,099	144,005	

ARLINGTON ISD

Deferrals	Market	Deferred	Counts	Appraised
Ag Deferrals	21,912,013	21,873,014	45	38,999
Scenic Deferrals	0	0	0	0
Public Access Airports	0	0	0	0
Other Deferrals	0	0	0	0
Total Deferrals	21,912,013	21,873,014	45	38,999

ARLINGTON ISD

New Exemptions	Market	Exempt	Counts	Appraised
Absolute Public	63,250,600	61,907,520	20	63,250,600
Absolute Charitable	7,554,664	7,554,664	5	7,554,664
Absolute Miscellaneous	0	0	0	0
Absolute Religious & Private Schools	17,178,267	8,800,588	6	17,178,267
Indigent Housing	0	0	0	0
Nominal Value	0	0	0	0
Disabled Vet 10-29%	2,088,261	30,000	6	1,930,772
Disabled Vet 30-49%	5,693,581	120,000	16	5,324,321
Disabled Vet 50-69%	8,562,553	260,000	26	8,033,989
Disabled Vet 70-99%	33,514,963	1,080,000	91	30,399,093
Disabled Vet 100%	14,073,710	7,974,678	40	12,494,080
Surviving Spouse Disabled Vet 100%	0	0	0	0
Donated Disabled Vet	0	0	0	0
Surviving Spouse Donated Disabled Vet	0	0	0	0
Surviving Spouse KIA Armed Service Member	0	0	0	0
Transfer Base Value for SS Disable Vet	0	0	0	0
Inventory	346,755,934	215,076,130	39	346,755,934
Homestead State Mandated-General	17,361,962,556	3,162,931,516	53,818	14,618,314,170
Homestead State Mandated-Over 65	211,077,096	5,936,505	612	178,339,946
Homestead State Mandated-Disabled Person	5,358,958	160,000	19	5,130,451
Homestead State Mandated-Disabled Person Over 65	501,172	15,000	2	407,381
Homestead Local Option-General	0	0	0	0
Homestead Local Option-Over 65	0	0	0	0
Homestead Local Option-Disabled Person	0	0	0	0
Homestead Local Option-Disabled Person Over 65	0	0	0	0
Solar & Wind Powered Devices	3,385,428	8	8	2,716,758
Pollution control	5,317,210	194,976	1	5,317,210
Community Housing Development	0	0	0	0
Abatements	0	0	0	0
Historic Sites	0	0	0	0
Foreign Trade Zone	0	0	0	0
Misc Personal Property (Vehicles, etc.)	2,629,532	903,794	8	2,629,532
Surviving Spouse of First Responder KLD	0	0	0	0
Transfer Base Value SS KIA Armed Service Member	0	0	0	0
Transfer Base Value SS of First Responder KLD	0	0	0	0
Property Damaged by Disaster	0	0	0	0
Total New Exemptions		3,472,945,379	54,717	

ARLINGTON ISD

New Construction

	New Value	Counts	Taxable
All Real Estate	506,876,691	369	303,711,214
New business in new improvement	764,240	20	764,240
Total New Construction	507,640,931	389	304,475,454
New Construction in Residential	55,122,146	321	50,944,980
New Construction in Commercial	451,754,545	48	252,766,234

	Market	Appraised	Counts	Taxable
Annexation	0	0	0	0
Deannexation	0	0	0	0

Tax Ceiling

	Market	Taxable	Counts	Ceiling Amount
Over 65	6,792,002,833	3,368,272,107	21,048	36,654,053.00
Disable Person	229,120,565	97,851,941	806	1,221,591.00
Disabled Person Over 65	169,613,553	73,253,317	580	733,401.00
Total Ceilings	7,190,736,951	3,539,377,365	22,434	38,609,045.00
New Over 65 Ceilings	258,395,650	0	763	0.00
New Disabled Person Ceilings	7,609,360	0	26	0.00
New Disabled Person Over 65 Ceilings	1,122,604	0	3	0

Capped Accounts

	Market	Cap Loss	Counts	Appraised
Cap Total	15,990,672,713	2,743,648,386	49,521	13,247,024,327
New Cap this Year	3,006,224,982	412,181,617	8,431	2,594,043,365

All Exemptions by Group

	Market	Exempt	Counts	Appraised
Residential	17,424,972,921	5,704,100,735	54,193	14,681,354,472
Commercial	12,341,426,794	11,364,362,267	3,308	12,341,396,857
Industrial	1,816,611,467	501,202,277	69	1,816,611,467
Mineral Lease	20,814,820	20,814,820	61,332	20,814,820
Agricultural	22,143,985	0	0	270,971
Exemption Total		17,590,480,099	118,902	

	Market	Exempt	Counts	Appraised
Prorated Absolute	22,713,245	19,346,912	20	22,713,245
Multi-Prorated Absolute	0	0	32	93,324,638

	Current Taxable	Counts	Appraised
Value Loss - 25.25(d)	0	0	0

	Average Market	Average Appraised	Counts	Average Taxable
Averages for Value Single Family	304,149	269,697	79,484	198,267

2023 Tax Rate Calculation Worksheet

Form 50-859

School Districts without Chapter 313 Agreements

Arlington ISD	682-867-4611
School District's Name	Phone (area code and number)
690 E Lamar Blvd, Arlington, TX 76011	aisd.net
School District's Address, City, State, ZIP Code	School District's Website Address

GENERAL INFORMATION: Tax Code Section 26.04(c) requires an officer or employee designated by the governing body to calculate the no-new-revenue tax rate and voter-approval tax rate for the taxing unit. These tax rates are expressed in dollars per \$100 of taxable value calculated. The calculation process starts after the chief appraiser delivers to the taxing unit the certified appraisal roll or certified estimate of value and the estimated values of properties under protest. The designated officer or employee shall certify that the officer or employee has accurately calculated the tax rates and used values shown for the certified appraisal roll or certified estimate. The officer or employee submit the rates to the governing body by Aug. 7 or as soon thereafter as practicable. Tax Code Section 26.04(e-1) does not require school districts to certify the tax rate calculations.

This worksheet is for **school districts without Chapter 313 agreements only**. School districts that have a Chapter 313 agreement should use Comptroller Form 50-884 *Tax Rate Calculation Worksheet, School Districts with Chapter 313 Agreements*.

Water districts as defined under Water Code Section 49.001(1) do not use this form. Use Comptroller Form 50-858 *Water District Voter-Approval Tax Rate Worksheet for Low Tax Rate and Developing Districts* or Comptroller Form 50-860 *Developed Water District Voter-Approval Tax Rate Worksheet*.

All other taxing units should use Comptroller Form 50-856 *Tax Rate Calculation, Taxing Units Other Than School Districts or Water Districts*.

The Comptroller's office provides this worksheet to assist taxing units in determining tax rates. The Texas Education Agency (TEA) provides detailed information on and guidance to school districts in calculating their tax rates. Please review and rely on information provided by TEA when completing this worksheet. Additionally, the information provided in this worksheet is offered as technical assistance and not legal advice. Taxing units should consult legal counsel for interpretations of law regarding tax rate preparation and adoption.

SECTION 1: No-New-Revenue Tax Rate

The no-new-revenue (NNR) tax rate enables the public to evaluate the relationship between taxes for the prior year and for the current year based on a tax rate that would produce the same amount of revenue if applied to the same properties that are taxed in both years (no new taxes). When appraisal values increase, the NNR tax rate should decrease.

Line	No-New-Revenue Tax Rate Worksheet	Amount/Rate
1.	2022 total taxable value. Enter the amount of 2022 taxable value on the 2022 tax roll today. Include any adjustments since last year's certification; exclude one-fourth and one-third over-appraisal corrections made under Tax Code Section 25.25(d) from these adjustments. Exclude any property value subject to an appeal under Chapter 42 as of July 25 (will add undisputed value in Line 6). This total includes the taxable value of homesteads with tax ceilings (will deduct in Line 2). ¹	\$ <u>36,753,775,669</u>
2.	2022 tax ceilings. Enter 2022 total taxable value of homesteads with tax ceilings. These include the homesteads of homeowners age 65 or older or disabled. ²	\$ <u>4,490,799,081</u>
3.	Preliminary 2022 adjusted taxable value. Subtract Line 2 from Line 1.	\$ <u>32,262,976,588</u>
4.	2022 total adopted tax rate.	\$ <u>1.308700</u> /\$100
5.	2022 taxable value lost because court appeals of ARB decisions reduced 2022 appraised value.	
	A. Original 2022 ARB values: \$ <u>5,757,875,611</u>	
	B. 2022 values resulting from final court decisions: - \$ <u>4,959,445,851</u>	
	C. 2022 value loss. Subtract B from A. ³	\$ <u>798,429,760</u>
6.	2022 taxable value subject to an appeal under Chapter 42, as of July 25.	
	A. 2022 ARB certified value: \$ <u>1,009,832,749</u>	
	B. 2022 disputed value: - \$ <u>121,179,930</u>	
	C. 2022 undisputed value. Subtract B from A. ⁴	\$ <u>888,652,819</u>
7.	2022 Chapter 42-related adjusted values. Add Line 5 and 6.	\$ <u>1,687,082,579</u>
8.	2022 taxable value, adjusted for actual and potential court-ordered adjustments. Add Line 3 and Line 7.	\$ <u>33,950,059,167</u>
9.	2022 taxable value of property in territory the school deannexed after Jan. 1, 2022 Enter the 2022 value of property in deannexed territory. ⁵	\$ <u>0</u>

¹ Tex. Tax Code § 26.012(14)
² Tex. Tax Code § 26.012(14)
³ Tex. Tax Code § 26.012(13)
⁴ Tex. Tax Code § 26.012(13)
⁵ Tex. Tax Code § 26.012(15)

Line	No-New-Revenue Tax Rate Worksheet	Amount/Rate
10.	2022 taxable value lost because property first qualified for an exemption in 2023 If the school district increased an original exemption, use the difference between the original exempted amount and the increased exempted amount. Do not include value lost due to freoport goods-in-transit, or temporary disaster exemptions. Note that lowering the amount or percentage of an existing exemption in 2023 does not create a new exemption or reduce taxable value.	
	A. Absolute exemptions. Use 2022 market value:	\$ 8,114,342
	B. Partial exemptions. 2023 exemption amount or 2023 percentage exemption times 2022 value:	+ \$ 3,179,606,477
	C. Value loss. Add A and B. ⁶	\$ 3,187,720,819
11.	2022 taxable value lost because property first qualified for agricultural appraisal (1-d or 1-d-1), timber appraisal, recreational/scenic appraisal or public access airport special appraisal in 2023. Use only properties that qualified in 2022 for the first time; do not use properties that qualified in 2022.	
	A. 2022 market value.	\$ 0
	B. 2023 productivity or special appraised value:	- \$ 0
	C. Value loss. Subtract B from A. ⁷	\$ 0
12.	Total adjustments for lost value. Add Lines 9, 10C and 11C.	\$ 3,187,720,819
13.	Adjusted 2022 taxable value. Subtract Line 12 from Line 8.	\$ 30,762,338,348
14.	Adjusted 2022 total levy. Multiply Line 4 by Line 13 and divide by \$100.	\$ 402,586,721
15.	Taxes refunded for years preceding tax year 2022. Enter the amount of taxes refunded by the district for tax years preceding tax year 2022. Types of refunds include court decisions, Tax Code Section 25.25(b) and (c) corrections and Tax Code Section 31.11 payment errors. Do not include refunds for tax year 2022. This line applies only to tax years preceding tax year 2022. ⁸	\$ 8,978,263
16.	Adjusted 2022 levy with refunds. Add Line 14 and Line 15. ⁹ Note: If the governing body of the school district governs a junior college district in a county with a population of more than two million, subtract the amount of taxes the governing body dedicated to the junior college district in 2022 from the result.	\$ 411,564,984
17.	Total 2023 taxable value on the 2023 certified appraisal roll today. This value includes only certified values and includes the total taxable value of homesteads with tax ceilings (will deduct in line 19). These homesteads include homeowners age 65 or older or disabled. ¹⁰	
	A. Certified values. ¹¹	\$ 38,358,778,757
	B. Pollution control and energy storage system exemption: Deduct the value of property exempted for the current tax year for the first time as pollution control or energy storage system property:	- \$ 0
	C. Total 2023 value. Subtract B from A.	\$ 38,358,778,757
18.	Total value of properties under protest or not included on certified appraisal roll. ¹²	
	A. 2023 taxable value of properties under protest. The chief appraiser certifies a list of properties still under ARB protest. The list shows the appraisal district's value and the taxpayer's claimed value, if any, or an estimate of the value if the taxpayer wins. For each of the properties under protest, use the lowest of these values. Enter the total value under protest. ¹³	\$ 1,038,888,327
	B. 2023 value of properties not under protest or included on certified appraisal roll. The chief appraiser gives school districts a list of those taxable properties that the chief appraiser knows about but are not included in the appraisal roll certification. These properties are also not on the list of properties that are still under protest. On this list of properties, the chief appraiser includes the market value, appraised value and exemptions for the preceding year and a reasonable estimate of the market value, appraised value and exemptions for the current year. Use the lower market, appraised or taxable value (as appropriate). Enter the total value not on the roll. ¹⁴	+ \$ 288,159,391
	C. Total value under protest or not certified. Add A and B.	\$ 1,327,047,718
19.	2023 tax ceilings. Enter 2023 total taxable value of homesteads with tax ceilings. These include the homesteads of homeowners age 65 or older or disabled. ¹⁵	\$ 3,539,377,365

⁶ Tex. Tax Code § 26.012(15)
⁷ Tex. Tax Code § 26.012(15)
⁸ Tex. Tax Code § 26.012(13)
⁹ Tex. Tax Code § 26.012(13)
¹⁰ Tex. Tax Code §§ 26.012, 26.04(c-2)
¹¹ Tex. Tax Code § 26.012(6)
¹² Tex. Tax Code § 26.01(c) and (d)
¹³ Tex. Tax Code § 26.01(c)
¹⁴ Tex. Tax Code § 26.01(d)
¹⁵ Tex. Tax Code § 26.012(6)(B)

Line	No-New-Revenue Tax Rate Worksheet	Amount/Rate
20.	2023 total taxable value. Add Lines 17C and 18C. Subtract Line 19.	\$ 36,146,449,110
21.	Total 2023 taxable value of properties in territory annexed after Jan. 1, 2023. Include both real and personal property. Enter the 2023 value of property in territory annexed by the school district.	\$ 0
22.	Total 2023 taxable value of new improvements and new personal property located in new improvements. New means the item was not on the appraisal roll in 2022. An improvement is a building, structure, fixture or fence erected on or affixed to land. New additions to existing improvements may be included if the appraised value can be determined. New personal property in a new improvement must have been brought into the school district after Jan. 1, 2022, and be located in a new improvement.	\$ 308,546,847
23.	Total adjustments to the 2023 taxable value. Add lines 21 and 22.	\$ 308,546,847
24.	Adjusted 2023 taxable value. Subtract line 23 from line 20.	\$ 35,837,902,263
25.	2023 NNR tax rate. Divide line 16 by line 24 and multiply by \$100.	\$ 1.148407/\$100

SECTION 2: Voter-Approval Tax Rate

The voter-approval tax rate is the highest tax rate that a taxing unit may adopt without holding an election to seek voter approval of the rate. Most school districts calculate a voter-approval tax rate that is split into three separate rates.¹⁸

- Maximum Compressed Tax Rate (MCR):** A district’s maximum compressed tax rate is defined as the tax rate for the current tax year per \$100 of valuation of taxable property at which the district must levy a maintenance and operations tax to receive the full amount of the tier one allotment.¹⁹
- Enrichment Tax Rate :**²⁰ A district’s enrichment tax rate is defined as any tax effort in excess of the district’s MCR and less than \$0.17. The enrichment tax rate is divided into golden pennies and copper pennies. School districts can claim up to 8 golden pennies, not subject to compression, and 9 copper pennies which are subject to compression with any increases in the guaranteed yield.²¹
- Debt Rate:** The debt rate includes the debt service necessary to pay the school district’s debt payments in the coming year. This rate accounts for principal and interest on bonds and other debt secured by property tax revenue.

The MCR and Enrichment Tax Rate added together make up the school district’s maintenance and operations (M&O) tax rate. Districts cannot increase the district’s M&O tax rate to create a surplus in M&O tax revenue for the purpose of paying the district’s debt service.²²

If a school district adopted a tax rate that exceeded its voter-approval tax rate without holding an election to respond to a disaster in the prior year, as allowed by Tax Code Section 26.042(e), the school district may not consider the amount by which it exceeded its voter-approval tax rate (disaster pennies) in the calculation this year. This adjustment will be made in Section 4 of this worksheet.

A district must complete an efficiency audit before seeking voter approval to adopt a M&O tax rate higher than the calculated M&O tax rate, hold an open meeting to discuss the results of the audit, and post the results of the audit on the district’s website 30 days prior to the election.²³ Additionally, a school district located in an area declared a disaster by the governor may adopt a M&O tax rate higher than the calculated M&O tax rate during the two-year period following the date of the *declaration without conducting an efficiency audit*.²⁴

Districts should review information from TEA when calculating their voter-approval tax rate.

Line	Voter-Approval Tax Rate Worksheet	Amount/Rate
26.	2023 maximum compressed tax rate (MCR). TEA will publish compression rates based on district and statewide property value growth. Enter the school districts’ maximum compressed rate based on guidance from TEA. ²⁵	\$ 0.654900/\$100
27.	2023 enrichment tax rate. Enter the greater of A and B. ²⁶ A. Enter the district’s 2022 enrichment tax rate, minus any required reduction under Education Code Section 48.202(f) 0.170000 B. \$0.05 per \$100 of taxable value \$ 0.050000/\$100	\$ 0.170000/\$100
28.	2023 maintenance and operations (M&O) tax rate. Add Lines 26 and 27. Note: M&O tax rate may not exceed the sum of \$0.17 and the district’s maximum compressed rate. ²⁷	\$ 0.824900/\$100

¹⁶ [Reserved for expansion]
¹⁷ [Reserved for expansion]
¹⁸ Tex. Tax Code §26.08(n)
¹⁹ Tex. Edu. Code §48.2551(a)(3)
²⁰ Tex. Tax Code §26.08(j) and Tex. Edu. Code §45.0032
²¹ Tex. Edu. Code §§48.202(a-1)(2) and 48.202(f)
²² Tex. Edu. Code §45.0021(a)
²³ Tex. Edu. Code §11.184(b)
²⁴ Tex. Edu. Code §11.184(b-1)
²⁵ Tex. Edu. Code §§48.255, 48.2551(b)(1) and (b)(2)
²⁶ Tex. Tax Code §26.08(n)(2)
²⁷ Tex. Edu. Code §45.003(e)

Line	Voter-Approval Tax Rate Worksheet	Amount/Rate
29.	<p>Total 2023 debt to be paid with property tax revenue. Debt means the interest and principal that will be paid on debts that:</p> <ul style="list-style-type: none"> (1) Are paid by property taxes; (2) Are secured by property taxes; (3) Are scheduled for payment over a period longer than one year; and (4) Are not classified in the school district’s budget as M&O expenses. <p>A. Debt includes contractual payments to other school districts that have incurred debt on behalf of this school district, if those debts meet the four conditions above. Include only amounts that will be paid from property tax revenue. Do not include appraisal district budget payments. If the governing body of a taxing unit authorized or agreed to authorize a bond, warrant, certificate of obligation, or other evidence of indebtedness on or after Sept. 1, 2022, verify if it meets the amended definition of debt before including it here.</p> <p>Enter debt amount: \$ <u>113,090,668</u></p> <p>B. Subtract unencumbered fund amount used to reduce total debt. – \$ <u>0</u></p> <p>C. Subtract state aid received for paying principal and interest on debt for facilities through the existing debt allotment program and/or instructional facilities allotment program. – \$ <u>1,000,000</u></p> <p>D. Adjust debt: Subtract B and C from A.</p>	\$ <u>112,090,668</u>
30.	Certified 2022 excess debt collections. Enter the amount certified by the collector. ²⁹	\$ <u>6,606,510</u>
31.	Adjusted 2023 debt. Subtract line 30 from line 29D.	\$ <u>105,484,158</u>
32.	<p>2023 anticipated collection rate. If the anticipated rate in A is lower than actual rates in B, C and D, enter the lowest rate from B, C and D. If the anticipated rate in A is higher than at least one of the rates in the prior three years, enter the rate from A. Note that the rate can be greater than 100%.³⁰</p> <p>A. Enter the 2023 anticipated collection rate certified by the collector.³¹ <u>100.00</u> %</p> <p>B. Enter the 2022 actual collection rate <u>100.19</u> %</p> <p>C. Enter the 2021 actual collection rate <u>99.67</u> %</p> <p>D. Enter the 2020 actual collection rate <u>99.84</u> %</p>	<u>100.00</u> %
33.	<p>2023 debt adjusted for collections. Divide Line 31 by Line 32.</p> <p>Note: If the governing body of the school district governs a junior college district in a county with a population of more than two million, add the amount of taxes the governing body proposes to dedicate to the junior college district in 2022 to the result.</p>	\$ <u>105,484,158</u>
34.	2023 total taxable value. Enter the amount on Line 20 of the <i>No-New-Revenue Tax Rate Worksheet</i> .	\$ <u>36,146,449,110</u>
35.	2023 debt rate. Divide Line 33 by Line 34 and multiply by \$100.	\$ <u>0.291824</u> /\$100
36.	<p>2023 voter-approval tax rate. Add Lines 28 and 35.</p> <p>If the school district received distributions from an equalization tax imposed under former Chapter 18, Education Code, add the NNR tax rate as of the date of the county unit system’s abolition to the sum of Lines 28 and 35.³²</p>	\$ <u>1.116724</u> /\$100

SECTION 3: Voter-Approval Tax Rate Adjustment for Pollution Control

A school district may raise its rate for M&O funds used to pay for a facility, device or method for the control of air, water or land pollution. This includes any land, structure, building, installation, excavation, machinery, equipment or device that is used, constructed, acquired or installed wholly or partly to meet or exceed pollution control requirements. The school district’s expenses are those necessary to meet the requirements of a permit issued by the Texas Commission on Environmental Quality (TCEQ). The school district must provide the tax assessor with a copy of the TCEQ letter of determination that states the portion of the cost of the installation for pollution control.

This section should only be completed by a school district that uses M&O funds to pay for a facility, device or method for the control of air, water or land pollution.

Line	Voter-Approval Rate Adjustment for Pollution Control Requirements Worksheet	Amount/Rate
37.	<p>Certified expenses from the Texas Commission on Environmental Quality (TCEQ). Enter the amount certified in the determination letter from TCEQ.³³ The school district shall provide its tax assessor with a copy of the letter.³⁴</p>	\$ <u>0</u>

²⁸ Tex. Tax Code § 26.012(7)
²⁹ Tex. Tax Code §§26.012(10) and 26.04(b)
³⁰ Tex. Tax Code §§26.04(h), (h-1) and (h-2)
³¹ Tex. Tax Code §26.04(b)
³² Tex. Tax Code §26.08(g)
³³ Tex. Tax Code § 26.045(d)
³⁴ Tex. Tax Code § 26.045(i)

Line	Voter-Approval Rate Adjustment for Pollution Control Requirements Worksheet	Amount/Rate
38.	2023 total taxable value. Enter the amount on Line 20 of the <i>No-New-Revenue Tax Rate Worksheet</i> .	\$ 36,146,449,110
39.	Additional rate for pollution control. Divide line 37 by line 38 and multiply by \$100.	\$ 0.000000 /\$100
40.	2023 voter-approval tax rate, adjusted for pollution control. Add line 36 and line 39.	\$ 1.116724 /\$100

SECTION 4: Voter-Approval Tax Rate Adjustment in Year Following Disaster

If a school district adopted a tax rate that exceeded its voter-approval tax rate without holding an election to respond to a disaster in the prior year, as allowed by Tax Code Section 26.042(e), the school district may not consider the amount by which it exceeded its voter-approval tax rate in the calculation this year.³⁵ As such, it must reduce its voter-approval tax rate for the current tax year.

This section applies to a school district in a disaster area that adopts a tax rate greater than its voter-approval tax rate without holding an election in the prior year, as provided for by Tax Code Section 26.042(e).

Line	Prior Year Disaster Adjustment Worksheet	Amount/Rate
41.	2022 adopted tax rate. Enter the rate in Line 4 of the <i>No-New-Revenue Tax Rate Worksheet</i> .	\$ 1.308700 /\$100
42.	2022 voter-approval tax rate. If the school district adopted a tax rate above the 2021 voter-approval tax rate without holding an election due to a disaster, enter the voter-approval tax rate from the prior year's worksheet.	\$ 0.000000 /\$100
43.	Increase in 2022 tax rate due to disaster (disaster pennies). Subtract Line 42 from Line 41.	\$ 0.000000 /\$100
44.	2023 voter-approval tax rate, adjusted for prior year disaster. Subtract Line 43 from one of the following lines (as applicable): Line 36 or Line 40 (school districts with pollution control).	\$ 1.116724 /\$100

SECTION 5: Total Tax Rate

Indicate the applicable total tax rates as calculated above.

No-New-Revenue Tax Rate	\$ 1.148407 /\$100
Enter the 2023 NNR tax rate from Line 25.	
Voter-Approval Tax Rate	\$ 1.116724 /\$100
As applicable, enter the 2023 voter-approval tax rate from Line 36, Line 40 or Line 44. Indicate the line number used: <u>36</u>	

SECTION 6: School District Representative Name and Signature

Enter the name of the person preparing the tax rate as authorized by the governing body of the school district. By signing below, you certify that you are the designated officer or employee of the school district and have calculated the tax rates in accordance with requirements in Tax Code and Education Code.³⁶

print here → Wendy Burgess
 Printed Name of School District Representative

sign here → *Wendy Burgess*
 School District Representative

9-18-23
 Date

³⁵ Tex. Tax Code §26.042(f) and Tex. Edu. Code § 45.0032(d)
³⁶ Tex. Tax Code §26.04(c)

This page intentionally left blank.

Arlington Independent School District Board of Trustees Communication

Meeting Date: September 21, 2023

Discussion/Action Item

Subject: Consider A-F Accountability Resolution

Purpose:

To consider adoption of a resolution to authorize the District administration to join the litigation against the Texas Education Agency as an intervener to challenge the TEA’s failure to provide the District advance notice of the accountability performance measures, methods, and procedures that are being applied as part of the A-F Accountability System for the 2022-23 school year before the start of the school year, is in violation of state law.

Background:


In June of 2022, the Texas Education Agency released an outline of the proposed accountability framework. The 2022-2023 accountability “refresh” is based on more than two years of feedback from various stakeholders. According to TEA, this framework is intended to provide parents, community members, and educators with the data needed to improve outcomes for all students in the State of Texas.

In the spring of 2023, a preliminary draft of the Accountability Manual was released for public comment, including a “What If” rubric so that districts could calculate possible scores and ratings for 2023, using their 2022 data. Originally, TEA indicated that the final Accountability Manual would be published by the summer of 2023. This summer timeline would allow districts to determine campus and district ratings before students and teachers returned to school in August and prior to TEA releasing information on September 26, 2023 to the general public.

On September 13, 2023, Texas school districts were notified by the Texas Education Agency that, “The postponement of ratings for approximately one month will allow for a further re-examination of the baseline data used in the calculation of Progress to ensure ratings reflect the most appropriate goals for students. The final ratings methodology will be posted once this analysis of the growth data is complete, and about two weeks later, *A-F ratings* will be issued for parents, educators, and the public to use to help Texas schools continue to improve.” Although a specific date was not announced, the final accountability ratings are now expected to be released sometime in October according to the TEA.

Recommendation:

Administration recommends the Board approve the resolution as presented.

Submitted to: Board of Trustees Arlington Independent School District	Submitted by: 
	Prepared by: Christi Buell, Ed.D. Date: September 14, 2023

**Arlington Independent School District
Board of Trustees Communication**

Meeting Date: September 21, 2023

Discussion-Action Item

Subject: 2023-2024 HB3/District Improvement Plan Goals and Performance Objectives

Purpose:


The purpose is to consider the 2023-2024 HB3/District Improvement Plan goals and performance objectives for Board approval.

Background:

Board policy BQ-Legal requires that the district have a district improvement plan that is developed, evaluated, and revised annually. The purpose of the district improvement plan is to guide district and campus staff in the improvement of student performance for all student groups in order to attain state standards in respect to the achievement indicators.

Recommendation:

The administration recommends the Board approve the proposed 2023-2024 HB3/District Improvement Plan goals and performance objectives.

Submitted to: Board of Trustees Arlington Independent School District	Submitted by: 
	Prepared by: Christi Buell, Ed.D Date: September 12, 2023

**Arlington Independent School District
Board of Trustees Communication**

Meeting Date: September 21, 2023	Consent Item
Subject: Bids	

Purpose:

To provide the Board of Trustees the opportunity to approve the purchase of goods and services.


Background:

Bids presented on the consent agenda:

- 24-02b Outside Contracted Services
- 24-06b Academic Educational Consultants and Professional Development Services
- 24-07 Quarterly Dual Purpose Copy Paper
- 24-08 Science Supplies for Inventory & Catalog
- 24-09 Demolition of Roark Elementary School

Recommendation:

The Administration recommends approval of the bids.

Submitted to: Board of Trustees Arlington Independent School District	Submitted by: 
	Prepared by: Lisa Phillips
	Date: September 5, 2023



Arlington
INDEPENDENT SCHOOL DISTRICT
More Than a Remarkable Education

TO: Carla Martin
Assistant Superintendent of Financial Services

FROM: Lisa Phillips
Director of Purchasing

DATE: September 21, 2023

RE: **Qualifying BID: BID 24-02b Outside Contracted Services**

Bid Number **24-02b** is an annual contract for outside contracted services for all AISD departments. This is a qualifying bid that is open for the entire school year. As vendors are needed, responses will be accepted to the RFP online and the Purchasing Department will bring the new vendor(s) to the Board of Trustees for approval on a monthly basis. Quotes will be obtained from the responding bidders as purchases and services are needed. Some of the items and services provided are aluminum ramps and stairs, crane rental, electrical services, fencing, parking lot striping, and waterproofing.

It is recommended that all vendors meeting specifications be approved.

Arlington Independent School District
Bid #24-02b Outside Contracted Services
Effective Dates: September 22, 2023 - August 31, 2024

Vendor Number	Responding Supplier	City	State	Contact Email	HUB
14598000	4imprint (4imprint, Inc.)	Oshkosh	WI	bids@4imprint.com	
10287428	A RoJo Presentation (Ron Jones)	Waxahachie	TX	djrojo@arojopresentation.com	SBE
10276593	A Turtle Loves Me	Gainesville	TX	michelle@aturtlelovesme.com	
10287301	Addison McGarity	Justin	TX		
NOT SET UP	After Prints LLC.	Dallas	TX		
10287449	Alex Cadenhead	MANSFIELD	TX	bandfamily04@gmail.com	
NOT SET UP	Anderson Fencing And Custom Welding	Wills Point	TX	tanneranderson31@gmail.com	SBE,M/WBE
NOT SET UP	Andrew Goins	Arlington	TX	agoins@me.com	
NOT SET UP	Angel Isaac Briseño	Arlington	TX	angel.issac.briseno@gmail.com	
10284994	Antonio Young Freelance Writing (Antonio Young)	Mansfield	TX	antonioyoung20@hotmail.com	
10287135	Aqua-Rec, Inc	Azle	TX	tracy@aqua-rec.net	
10277331	ArlingTees	Arlington	TX	arlingtees@yahoo.com	M/WBE
10275181	Arlington Skatium	Arlington	TX	support@skatium.com	SBE
9424	Artex Overhead Door Company	Arlington	TX	artexoverheaddoor@msn.com	
10280703	Association for Supervision and Curriculum Development (ASCD)	Alexandria	VA	lori.brown@ascd.org	
10286837	Aya Healthcare, Inc.	San Diego	CA	Nicolina.Kopani@ayahealthcare.com	
10285298	Babe's Chicken Dinner House (Rovin Inc.)	Lewisville	TX	jaclyn@babescatering.com	
NOT SET UP	Ben Fairfield Trumpet (Benjamin Fairfield)	Arlington	TX	benfairfieldtrumpet@gmail.com	VBE
NOT SET UP	Better Signs & Banners dba All About Recognition	Hurst	TX	lynn@getrecognized.com	
BizUp LLC	BizUp LLC	Atlanta	GA	dexter.jones@bizup.me	SBE,M/WBE,HUB
NOT SET UP	Bobaddiction	Dallas	TX		SBE
10285968	Bocal Majority Bassoon Camp, LLC	Richardson	TX	jennifer@bocalmajority.com	
3449	BWI Companies, Inc.	Carrollton	TX		
101501	C&P Pump Services, INC	Grand Prairie	TX	ar@cppump.com	
NOT SET UP	Cameron Cavender	Fort Worth	TX		
Carol sute	Carol sute	Pantego	TX	Carolsute@aol.com	
10281058	Chick-fil-A	Arlington	TX	00851@chcik-fil-a.com	
10286414	Christy Dickerson	Grand Prairie	TX		M/WBE
NOT SET UP	Colin Garnerr	ARLINGTON	TX		
NOT SET UP	Cooper Christenson	Allen	TX		
10287115	Compliance Consortium Corporation	Belton	TX	graycem@micro-distributing.com	
10287281	Corner Bakery	Dallas	TX	sorida.atnip@cornerbakerycafe.com	
10286461	Crowd Control Warehouse LLC	Chicago	IL	sales@crowdcontrolwarehouse.com	
10285907	Dianne Campbell (Sandra Dianne Campbell)	Cleburne	TX	dianneccampbell1967@gmail.com	
10287497	Didacus Contractors LLC	Arlington	TX	mydesignndepot@gmail.com	
10282312	Director's Assistant	Dallas	TX	sales@directorsassistant.com	
25235000	Dramatic Publishing	Woodstock	IL		
NOT SET UP	Driver's Alert	Deerfield Beach	FL	mcercel@driversalert.com	SBE
NOT SET UP	Educational Travel Adventures (Vagabond Tours, Inc.)	Freehold	NJ		
NOT SET UP	Einstein's Bros Bagels (Einstein Noah Restaurant Group Inc)	Grand Prairie	TX	amy.garland@bagelbrands.com	
NOT SET UP	Elizabeth C. Monzon Barahona	Terrell	TX		SBE,M/WBE
102300	Equipment Depot	Fort Worth	TX	David.Davies@eqdepot.com	
NOT SET UP	ERC, Inc. (ERC Environmental & Construction Services, Inc.)	HOUSTON	TX	apaterson@erc-tx.com	SBE
NOT SET UP	Eric Hessel	Justin	TX	hesseleric@gmail.com	
10286623	Erica Prescott	Arlington	TX	pianoworks1@aol.com	
NOT SET UP	eTranslation Services	Lakewood	NJ	danielc@etranslationservices.com	SBE
NOT SET UP	EUNJI OH	FORT WORTH	TX	eunjiohlove@gmail.com	
10284401	Exam Now (Arlington's Good Health Clinic)	Arlington	TX	healthquestpm@gmail.com	SBE
NOT SET UP	Extron	Anaheim	CA	lcamarillo@extron.com	
NOT SET UP	Fan-Pledge, LLC	Keller	TX	susan@fan-pledge.com	
10287448	FCC Environmental Services Texas, LLC	Houston	TX	robert.canciamille@fccenvironmenta	
10286621	Finishline Prints (James Kyle Morton)	Irving	TX	Kyle@finishlineprints.com	
10285641	FINMO Group LLC (Grant Anderson)	Roanoke	TX	finmogroup@yahoo.com	
10286099	Fletcher Rudd	Arlington	TX		
10287331	Flip Mode Tumbling (Felicia Donald)	Mansfield	TX	flipmodetumble@gmail.com	M/WBE

Arlington Independent School District
Bid #24-02b Outside Contracted Services
Effective Dates: September 22, 2023 - August 31, 2024

Vendor Number	Responding Supplier	City	State	Contact Email	HUB
NOT SET UP	Frank Truex	Fort Worth	TX	truex@att.net	
10284319	Frenzy Imprints	Mansfield	TX	stacy@frenzyimprints.com	SBE,M/WBE
4369	Garrett Metal Detectors	Garland	TX	jamesh@garrett.com	SBE
10281204	Group Dynamix, LLC	Carrollton	TX	madison.lancaster@groupdynamix.com	
5819000	H.E. Cannon Floral Co., Inc.	Arlington	TX	cannon1893@aol.com	
NOT SET UP	HealthPro Pediatrics	Hunt Valley	MD	theule@healthpro-heritage.com	
NOT SET UP	Hightower Service, Inc.	Arlington	TX	tbm@hightowerservice.com	
NOT SET UP	Howard Geisel	Arlington	TX	hgeisel2@yahoo.com	SBE
NOT SET UP	Hyejin Lee	Fort Worth	TX	kiwea@hotmail.com	
NOT SET UP	IE Class, Inc.	Lewisville	TX	ieclass@outlook.com	SBE
NOT SET UP	Impact Promotional/Got You Covered Uniforms	FORT WORTH	TX	rhonda@gycuniforms.com	M/WBE
NOT SET UP	Imperial Dade (Imperial Bag and Paper Company LLC)	Fort Worth	TX	brian.woodley@imperialdade.com	
10286022	Inflatable Party Magic LLC	Cleburne	TX	chanda@inflatablepartymagicbook.com	SBE
NOT SET UP	Innovation Center Outreach, Inc.	Grapevine	TX		VBE
NOT SET UP	IT'Z FEC Eules LLC (Entertainment Properties Group Inc.)	Eules	TX	jcarman@itzusa.com	
NOT SET UP	Jack Lemoine Wilkinson	Denton	TX	jackjackwilkinson@gmail.com	
10280015	JKS Music (John Meehan)	Martinez	CA	john@jksmusic.com	
NOT SET UP	James M Adams	Arlington	TX		
NOT SET UP	Jarvis Industries	Tomball	TX	sales@jarvisonline.com	M/WBE
10287062	Jennifer Martin	Arlington	TX		M/WBE
NOT SET UP	Jones One Stop Vending LLC (Patrick Jones)	Dallas	TX	jonesonestopvending@gmail.com	SBE
NOT SET UP	Joshua johnson (Joshua Johnson)	Arlingto	TX		
10287182	Jung Mour	Fort Worth	TX		
NOT SET UP	Justin Talamantez	Arlington	TX	justin.t.talamantez@gmail.com	
NOT SET UP	Kamryn Wheeler Private Voice Instruction	North Richland	TX		
10287302	Kelsey Joyce	ARLINGTON	TX	kcjoyce0904@gmail.com	M/WBE
NOT SET UP	Lacy McCoy	Arlington	TX		
NOT SET UP	Lauren Davis	Haslet	TX		
10282260	Learning Farm, LLC.	Dallas	TX	support@learningfarm.com	
NOT SET UP	LeeAnne Chenoweth Lawson	Arlington	TX		SBE
5429	Lennox Industries Inc	Richardson	TX	Jim.Davis@LennoxInd.com	
NOT SET UP	Lexa Rock (Barry Rock)	Mansfield	TX		
NOT SET UP	Linda W Ice	Fort Worth	TX		
NOT SET UP	Lucid Design Group, Inc. (Acuity Brands Technology Services, Inc.)	Oakland	CA	john.catoline@acuitybrands.com	
10285802	Lynnola's Craft Kitchen	Arlington	TX	lynnolasck@gmail.com	SBE,M/WBE
NOT SET UP	Mads Barajas (Mads Atlas Barajas)	Saginaw	TX		
14501000	MakeMusic, Inc.	Louisville	CO		
NOT SET UP	Manuela Baric	Arlington	TX		
NOT SET UP	marvin wilkins	Arlington	TX		
66609	Mary Cliborn Private Lesson Teacher	Grand Prairie	TX		
10286356	Media Allies	Fort Worth	TX	MediaAlliesTx@gmail.com	
10284921	Media West, Inc. (M & T Live Productions)	Dallas	TX	tricia@mediawestevents.com	
NOT SET UP	Melanin Origins	Arlington	TX	LMcClain@MelaninOrigins.com	M/WBE
NOT SET UP	Michael Patterson	Bedford	TX		
Mindful Kids	Mindful Kids	Arlington	TX	mindfulkidstx@gmail.com	
10286344	MobileMind Technologies, Inc.	Ponte Vedra	FL	casey@mobilemind.io	
NOT SET UP	Naseem Khozein	Kennedale	TX	naseemnicole@gmail.com	SBE,M/WBE
NOT SET UP	Next Level Libraries	Allentown	PA		
NOT SET UP	North Dallas Air Conditioning & Heating Company Inc.	Farmers Branch	TX	johnrndac@hotmail.com	
10287299	Olivia O'Brien	Arlington	TX		
NOT SET UP	Paclease (PACCAR Leasing Company)	Grand Prairie	TX	joshua.harrison@pacar.com	
NOT SET UP	Patricia May	Arlington	TX		
NOT SET UP	PEGS, PLLC	Arlington	TX	billjnic@att.net	SBE
NOT SET UP	Photo Texas Photography (Texas School Photography, LLC)	Austin	TX	cindy@phototexasphotography.com	
NOT SET UP	PicSure Day (PicSure Day Inc.)	WACO	TX	service@picsureday.com	SBE
NOT SET UP	Precision Sidewalks LLC	Dallas	TX	kbeeson@precisionsidewalks.com	

Arlington Independent School District
Bid #24-02b Outside Contracted Services
Effective Dates: September 22, 2023 - August 31, 2024

Vendor Number	Responding Supplier	City	State	Contact Email	HUB
10287373	Preferred Mechanical Group, LLC	Frisco	TX	kevin@pmgservice.com	
10284621	Premier Waste Services, LLC	Dallas	TX	JEFF.SULLIVAN@FCCENVIRONMENTA	
10284687	Price of Greatness	Arlington	TX	priceofgreatness08@gmail.com	M/WBE
10287402	Priceless Education	Arlington	TX	donyalewis07@gmail.com	SBE
NOT SET UP	Professional Percussion Services (Kevin Leman)	Arlington	TX	ksl0924@yahoo.com	
10287450	PROPvinyls	Asheboro	NC	mike@propvinyls.com	
NOT SET UP	Read-A-Thon.com	Mansfield	TX	kari@read-a-thon.com	
10276612	RhythmBee, Inc. (Green)	Gilmer	TX	sue@rhythmbee.com	
5135	River Legacy Foundation	Arlington	TX		
10286507	RRC / The Rob Richey Company	Tuskahoma	OK	rob@rrcpromo.com	
NOT SET UP	Rudy's BBQ	Arlington	TX		
10286199	Rutherford Painting and Remodeling (Rutherford Services, Inc.)	Carrollton	TX		
10287296	Ryan Tran	Arlington	TX		
10287346	Safe Fleet (Seon Systems Sales Inc.)	Coquitlam	BC Canada	Joe.Allen@safefleet.net	
13239000	SafeHaven	Garland	TX		
NOT SET UP	Sapphire Tours & Travel	Hillsborough	NJ	paula@sapphoretours.com	SBE,M/WB E
NOT SET UP	SAS SECURITY ALARM SERVICE CO. INC.	PLANO	TX	marty@sasfiretx.com	VBE
463901454	Sharon Hawkins	Fort Worth	TX	SharonHawkins.FS@gmail.com	
10287432	Showday Designs LLC	Philadelphia	PA	info@showdaydesigns.com	
10286098	Siobhan Cassidy Robinson	Arlington	TX		
NOT SET UP	South Lume Creative	Dallas	TX	curryalaina@gmail.com	SBE,M/WB E
NOT SET UP	Sped Psych, PLLC	Grand Prairie	TX	spedpsychdfw@gmail.com	SBE
NOT SET UP	STS Electronic Recycling	Jacksonville	TX	bids@stsrecycle.com	
NOT SET UP	Sumberlin & Company (Kristan Sumberlin)	Crowley	TX	kristansumberlin@gmail.com	SBE,M/WB E,HUB
NOT SET UP	T and T creations (Ashley Thomas)	Mansfield	TX	ant9649@icloud.com	SBE,M/WB E
10284985	Teaching and Learning Connections	Trophy Club	TX	cristina_chen@yahoo.com	SBE,M/WB E,HUB
NOT SET UP	The G.O. Family, LLC dba Greatness Only Apparel	Cedar Hill	TX	stayongreatness@gmail.com	
101937	The String Connection (Donald Lee Simpson)	Arlington	TX	stringconnection@sbcglobal.net	
10274118	The University of Texas at Austin	Austin	TX	utspartner@austin.utexas.edu	
NOT SET UP	Thomas Pusateri	Benbrook	TX		
NOT SET UP	Tier One Holdings LLC	Dallas	TX	Louis@tieroneus.com	
NOT SET UP	Total Sportsfield Solutions	Keller	TX		
NOT SET UP	Transmogrify Custom Designs	Grand Prairie	TX	transmogrifycustomdesigns@gmail.c	VBE,SBE,M /WBE
NOT SET UP	Valerie Klem	Pantego	TX		
10286504	VLP Productions (VLP Production Inc)	Scottsdale	AZ	vicki@vlpproductions.com	
NOT SET UP	Vox Invictus Mentoring	Arlington	TX	lgrant@voxinvictus.org	
NOT SET UP	Western States Fire Protection Co. (API Group Life Safety USA LLC)	Grand Prairie	TX	johnc.brewer@wfp.us	
NOT SET UP	White Horse Distribution, LLC (Tammy Tran)	Fort Worth	TX	Tammy.tran@whitehorsedistribution	SBE,M/WB E
10286084	Wild Horse Promotional Products (Wild Horse Custom Threads)	Arlington	TX	claudia@wildhodrsetexas.com	
NOT SET UP	Women in School Psychology (WISP) Consultation and Assessment Services, PLLC	The Colony	TX	hire.wisppllc@gmail.com	
10287117	Zenith Roofing and Waterproofing	Fort Worth	TX	td@zenithroofing.com	

Total Estimated Award: \$4,500,000.00

*amount covers entire bid award



Arlington
INDEPENDENT SCHOOL DISTRICT
More Than a Remarkable Education

TO: Carla Martin
Assistant Superintendent of Financial Services

FROM: Lisa Phillips
Director of Purchasing

DATE: September 21, 2023

RE: **Qualifying RFP: RFP 24-06b Academic Educational Consultants and Professional Development Services**

Request for Proposal **24-06b** is an annual contract for academic educational consultants and professional development services for all AISD departments and campuses. This is a qualifying bid that is open for the entire school year. As vendors are needed, responses will be accepted to the RFP online and the Purchasing Department will bring the new vendor(s) to the Board of Trustees for approval on a monthly basis. Prior to contracting for services, quotes will be obtained from the approved bidders as needed. Services provided under this RFP include educational consulting services, trainers, and professional development speakers.

It is recommended that all vendors meeting specifications be approved.

Arlington Independent School District
RFP #24-06b Academic Educational Consultants and Professional Development Services
Effective Dates: September 22, 2023- August 31, 2024

Vendor Number	Responding Supplier	City	State	Contact Email	HUB
NOT SET UP	Afton Brown	Groesbeck	TX	aftonsbrown@gmail.com	No
NOT SET UP	ALBerry Consulting	Houston	TX	almitra@alberryinc.com	Yes
NOT SET UP	Arts Reach Consulting (E Dot Marie LLC)	Carson	CA	estee@artsreachconsulting.com	No
10281325	Asa Burk	Fort Worth	TX	asaburk@gmail.com	No
10281407	Association for Supervision and Curriculum Develo	Alexandria	VA	lori.brown@ascd.org	No
NOT SET UP	Chantelle George Consulting, LLC	New Orleans	LA	consulting@chantellegeorge.org	Yes
10286577	Child Counseling and Assessment Services PLLC	N Richland Hills	TX	lyn@neisiusconsulting.com	No
10278949	Cosenza & Associates, LLC	Dallas	TX	paul@cosenzaassociates.com	No
6941	Crisis Prevention Institute, Inc.	Milwaukee	WI	CPIRFP@crisisprevention.com	No
10283707	Educational Consulting and Evaluations, LLC	Grapevine	TX	ed.consulting.evaluations@gmail.com	Yes
10285297	Empowering Minds Counseling Services	Arlington	TX	empoweringmindservices@gmail.com	Yes
NOT SET UP	Erik Espinosa Evaluation Services, PLLC (Erik Espino	Tyler	TX	erik@eeevaluations.org	No
NOT SET UP	eTranslation Services	Lakewood	NJ	danielc@etranslationservices.com	Yes
NOT SET UP	Highfive	Indianapolis	IN	melissa@highfive.school	Yes
NOT SET UP	Instructional Empowerment, Inc	Blairsville	PA	partners@instructionalempowerment.com	No
10276935	Istation (Imagination Station, Inc.)	Dallas	TX	accountsreceivable@istation.com	No
NOT SET UP	Jack Lemoine Wilkinson	Denton	TX	jackjackwilkinson@gmail.com	No
10286596	Jonathan Weeks	Roanoke	TX	jed.weeks@att.net	No
NOT SET UP	Kyle Lentz	Denton	TX		No
9146	Learning Without Tears (No Tears Learning)	Gaithersburg	MD	bids@lwtears.com	No
10285141	Merakey Allos	Fort Worth	TX	holly.salicco@merakey.org	No
10284213	MTS Publications (Edmar Educational Assoc, Inc)	Forney	TX	jcurry@mtspublications.com	No
10287444	My School Picture (PicSure)	Colleyville	TX	service@myschoolpicture.com	No
NOT SET UP	Nerd Speak Design Inc.	Lewisville	TX	admin@nerdspeakdesign.com	Yes
NOT SET UP	Robin Fishman	Dallas	TX	robin.fishman@yahoo.com	Yes
10276520	s3strategies	Lubbock	TX	sherry.owens@s3strategies.net	No
NOT SET UP	Sapient Consulting Services LLC	St. Louis	MO	alisha@sapientconsultingservices.com	No
10285363	School Specialty LLC	Philadelphia	PA	arrequests@schoolspecialty.com	No
NOT SET UP	SKILLED SLP	MANSFIELD	TX	katrinagreen@skilledslp.com	Yes
10285094	Spectrum Consulting (Jessica Kuykendall)	GRAND PRAIRIE	TX	jessica@spectrumconsultingtx.com	Yes
10285441	STAR Autism Support, INC	Beaverton	OR	reid.druck@starautismsupport.com	Yes
NOT SET UP	Sumberlin & Company (Kristan Sumberlin)	Crowley	TX	kristansumberlin@gmail.com	Yes
NOT SET UP	TagSpar LLC	Manvel	TX	dexter.jones@tagspar.com	Yes
NOT SET UP	Teach 360 Educational Consulting, LLC	McDonough	GA	kgrant@teach360consulting.com	Yes
10285381	Teaching Strategies, LLC	Bethesda	MD	sayra.h@teachingstrategies.com	No
9907	Texas Computer Education Association	Austin	TX	mguhlin@tcea.org	No
10285223	Texas Teachers of Tomorrow	Houston	TX	ar@teachersoftomorrow.org	No
11002000	The Flippen Group dba: Capturing Kids' Hearts	College Station	TX	michael.holt@flippengroup.com	No
10283279	The Master Teacher	Manhattan	KS	bids@masterteacher.com	No
10279202	Theresa Jorgensen	Arlington	TX	jorgensen@uta.edu	Yes
NOT SET UP	Ubiquitii Educational Solutions, L.L.C.	Midlothian	TX		No
10281126	Voyager Sopris Learning, Inc.	Boston	MA	accounts.receivable@cambiumlearning.com	No
10285106	VST Services, LP	Trophy Club	TX	RNEAL@VSTSERVICES.COM	Yes
NOT SET UP	Women in School Psychology (WISP) Consultation	The Colony	TX	hire.wisppllc@gmail.com	No

Total Estimated Award: \$2,563,000.00*

*Amount covers entire bid award



Arlington
INDEPENDENT SCHOOL DISTRICT
More Than a Remarkable Education

TO: Carla Martin
Assistant Superintendent of Financial Services

FROM: Lisa Phillips
Director of Purchasing

DATE: September 21, 2023

RE: Bid Number **24-07** Dual Quarterly Copier Paper

Bid Number **24-07** is a quarterly contract for dual-purpose copier paper. This paper is used throughout the District for printing a variety of items including, but not limited to, correspondence, lesson plans, tests, worksheets, and workbooks.

It is recommended that the vendor bidding on all line items be awarded.

ARLINGTON INDEPENDENT SCHOOL DISTRICT
Effective Date: September 22, 2023 to December 31, 2023

BID 24-07 Copier Paper - Quarterly

		Staples	Liberty Paper	Veritiv Operating Company	McKinney Office Supply	Kelly Spicers	Pollock Paper	Western BRW	Liberty Data *dba Liberty Office Products	Brimmo Logistics	Dahill Office Technology Corp.*dba Xerox Business	
		Need Set Up	10281531	5716	10285867	Need Set Up	61741000	10281891	10285558	Need Set Up	Need Set Up	
		TERMS:	NET 30	NET 30	NET 30	NET 30	NET 30	NET 30	NET 30	NET 30	NET 30	
		RESIDENT VENDOR:	Massachusetts	California	Florida	Texas	California	Texas	Texas	Texas	Texas	
		HUB VENDOR:	NO	YES	NO	YES	NO	NO	NO	NO	NO	
STOCK #	DESCRIPTION	QTY ESTIMATE	PRICE	PRICE	PRICE	PRICE	PRICE	PRICE	PRICE	PRICE	PRICE	
01.35.0320	Copier Paper, Dual Purpose, 8.5" X 11". True 20#, White, 92 Brightness, 500 sheets/ream, 10 reams/case	7560 Cases	\$ 31.25	\$ 34.85	\$ 30.55	\$ 35.49	\$ 28.99	\$ 37.48	\$ 32.50	\$ 31.58	\$ 180.00	\$ 42.47
Brand:		Xerographic	Premier	Natural Choice/ Comet	Universal UNV21200	Natural Choice	No Information	No Information	Hammermill/ HP	No Information	Xeroxgraphics	
Mill:		Sylvamo	Smurfit	Norpac/ UPM	Sylvamo	Norpac	Sylvamo	No Information	International Paper	No Information	Intrenational Paper	
Mill Location:		USA	Columbia	USA/ Finland	USA	USA	No Information	No Information	USA	No Information	USA	
Delivery Time ARO:		1-2 Weeks	3-10 Days	7-10 Days	14-21 Days	4-5 Days	No Information	No Information	No Information	No Information	7-10 Days	

Estimated Total **\$ 370,000.00**



Arlington
INDEPENDENT SCHOOL DISTRICT
More Than a Remarkable Education

TO: Carla Martin
Assistant Superintendent of Financial Services

FROM: Lisa Phillips
Director of Purchasing

DATE: September 21, 2023

RE: **Bid 24-08 Science Supplies for Inventory & Catalog**

Bid Number **24-08** is an annual contract for science supplies for inventory. In addition to the inventory line items, the bid asked for a discount from the vendor's catalog, price list or shelf price. This will allow the District to purchase items which are not identified at this time.

It is recommended that the low bids meeting specifications be awarded by line item, and all vendors meeting specifications be approved for catalog purchasing.

BID 24-08 SCIENCE SUPPLIES FOR INVENTORY & CATALOG
ARLINGTON INDEPENDENT SCHOOL DISTRICT
 Effective Date: September 21, 2023 through September 20, 2024

Vendor name	Really Good Stuff, LLC.	Acorn Naturalists (The Acorn Group, Inc.)	Textbook Warehouse (Textbook Warehouse, LLC)	TechTerra Education	Edvotek	Nasco (Nasco Education LLC)
Vendor number	4403	NOT SET UP	10280254	NOT SET UP	10277901	10282875
Texas Resident	NO	NO	NO	NO	NO	NO
HUB	NONE	WBE	NONE	WBE	NONE	NONE
	Total Price	Total Price	Total Price	Total Price	Total Price	Total Price

Line #	Description	Mfgr	Mfgno	QTY	UOM	Unit	Unit	Unit	Unit	Unit	Unit
1	Please provide a percentage discount from your catalog, shelf, or list price. (If your discount varies per item, please put a zero "0" in the blank.)			1	EA		\$0.00	\$0.00	\$0.00	\$0.00	\$0.00
1 ALT1	We offer STEM Curriculum, programs, and training all in a few boxes! Please see our catalog in Response Attachments on specifics of curriculum ranging from Pre-K to 12th grade. We offer year-round curriculum and theme-based curriculums all based around STEM.	TechTerra Education	N/A	1	EA				\$0.00		
2	01.45.0001 ALKA-SELTZER,24/BX, SEMCO# TS-1813,(SCIENCE KIT# SK8008800)			26	BX		No Bid	No Bid	No Bid		No Bid
3	01.45.0005 ALUMINUM FOIL, 25SQ FT, HEAVY DUTY REF C106456-999 (SCIENCE KIT SK2000200)			146	BX		No Bid	No Bid	No Bid		No Bid

Vendor name	Arbor Scientific (ASI Associates Inc)	The Bach Company (El Dorado Trading Group, Inc. dba The Bach Company)	Discount School Supply (Earlychildhood LLC)	Lakeshore Learning Materials, LLC (Lakeshore Parent, LLC)	EAI Education (Eric Armin Inc.)	School Specialty LLC	Pitsco Education
Vendor number	5655	NOT SET UP	10278428	2631000	11478000	10285363	10285751
Texas Resident	NO	NO	NO	NO	NO	NO	NO
HUB	NONE	NONE	NONE	NONE	NONE	NONE	NONE
	Total Price	Total Price	Total Price	Total Price	Total Price	Total Price	Total Price

Line #	Description	Mfgr	Mfgno	QTY	UOM	Unit	Unit	Unit	Unit	Unit	Unit	Unit
1	Please provide a percentage discount from your catalog, shelf, or list price. (If your discount varies per item, please put a zero "0" in the blank.)			1	EA	\$0.00	\$2.00	\$3.00	\$5.00	\$15.00	\$35.00	
1 ALT1	We offer STEM Curriculum, programs, and training all in a few boxes! Please see our catalog in Response Attachments on specifics of curriculum ranging from Pre-K to 12th grade. We offer year-round curriculum and theme-based curriculums all based around STEM.	TechTerra Education	N/A	1	EA							
2	01.45.0001 ALKA-SELTZER,24/BX, SEMCO# TS-1813,(SCIENCE KIT# SK8008800)			26	BX	No Bid			No Bid		No Bid	No Bid
3	01.45.0005 ALUMINUM FOIL, 25SQ FT, HEAVY DUTY REF C106456-999 (SCIENCE KIT SK2000200)			146	BX	No Bid			No Bid		No Response	No Bid

Vendor name	VWR International LLC - Sargent Welch	Flinn Scientific Inc	Winn Innovations (Winn Innovations, LLC)	PYRAMID SCHOOL PRODUCTS (PYRAMID PAPER COMPANY)	Quill Corp	Pollock Paper Distributors	MAVICH
Vendor number	10279101	29930000	10282913	63265000	1284365	61741000	10282735
Texas Resident	NO	NO	YES	NO	NO	YES	YES
HUB	NONE	NONE	HUB	SBE	NONE	NONE	HUB
	Total Price	Total Price	Total Price	Total Price	Total Price	Total Price	Total Price

Line #	Description	Mfgr	Mfgno	QTY	UOM	Unit	Unit	Unit	Unit	Unit	Unit	
1	Please provide a percentage discount from your catalog, shelf, or list price. (If your discount varies per item, please put a zero "0" in the blank.)			1	EA	\$33.00	\$10.00	\$5.00		\$10.00	\$35.00	\$0.00
1 ALT1	We offer STEM Curriculum, programs, and training all in a few boxes! Please see our catalog in Response Attachments on specifics of curriculum ranging from Pre-K to 12th grade. We offer year-round curriculum and theme-based curriculums all based around STEM.	TechTerra Education	N/A	1	EA							
2	01.45.0001 ALKA-SELTZER,24/BX, SEMCO# TS-1813,(SCIENCE KIT# SK8008800)			26	BX	\$8.51	\$10.74	\$8.48		No Bid	\$16.44	
3	01.45.0005 ALUMINUM FOIL, 25SQ FT, HEAVY DUTY REF C106456-999 (SCIENCE KIT SK2000200)			146	BX	\$2.75	\$2.85	\$2.05		No Bid	\$16.42	

Vendor name	Fisher Science Education (Fisher Scientific Company LLC)	Brimmo Logistics Enterprise
Vendor number	29780000	NOT SET UP
Texas Resident	NO	YES
HUB	NONE	NONE
	Total Price	Total Price

Line #	Description	Mfgr	Mfgno	QTY	UOM	Unit	Unit
1	Please provide a percentage discount from your catalog, shelf, or list price. (If your discount varies per item, please put a zero "0" in the blank.)			1	EA	\$0.00	\$0.00
1 ALT1	We offer STEM Curriculum, programs, and training all in a few boxes! Please see our catalog in Response Attachments on specifics of curriculum ranging from Pre-K to 12th grade. We offer year-round curriculum and theme-based curriculums all based around STEM.	TechTerra Education	N/A	1	EA		
2	01.45.0001 ALKA-SELTZER,24/BX, SEMCO# TS-1813,(SCIENCE KIT# SK8008800)			26	BX	\$29.30	\$14.00
3	01.45.0005 ALUMINUM FOIL, 25SQ FT, HEAVY DUTY REF C106456-999 (SCIENCE KIT SK2000200)			146	BX		\$4.00

BID 24-08 SCIENCE SUPPLIES FOR INVENTORY & CATALOG
ARLINGTON INDEPENDENT SCHOOL DISTRICT
Effective Date: September 21, 2023 through September 20, 2024

						Really Good Stuff, LLC.	Acorn Naturalists (The Acorn Group, Inc.)	Textbook Warehouse (Textbook Warehouse, LLC)	TechTerra Education	Edvotek	Nasco (Nasco Education LLC)
Vendor name											
Vendor number						4403	NOT SET UP	10280254	NOT SET UP	10277901	10282875
Texas Resident						NO	NO	NO	NO	NO	NO
HUB						NONE	WBE	NONE	WBE	NONE	NONE
						Total Price	Total Price	Total Price	Total Price	Total Price	Total Price
3 ALT1	Frey Scientific Heavy Aluminum Foil, 1.5 X 25 ft, 1 Roll	Frey Scientific	060-1050	146	BX						
4	01.45.0016 BALLOONS, REG, ASST., 25/PK ETA #16071-25,			58	PK		No Bid	No Bid	No Bid		No Bid
5	01.45.0017 BALLOONS, WHTEY, 18CM DIA., COLORED SM., 35/PK NASCO# KI01039(T)M, REF: 64149 (ETA BD30170) (L)			44	PK		No Bid	No Bid	No Bid		No Bid
6	01.45.0019 BAKING POWDER, 200 grams/CAN, SEMPCO BS-0397, REF# 12-020201, (ETA BD56756, 280GM)			10	EA		No Bid	No Bid	No Bid		No Bid
7	01.45.0022 CORNSTARCH, 16 OZ. BOX			32	BX		No Bid	No Bid	No Bid		No Bid
8	01.45.0024 TEST PAPER/ACID/NEUTRAL,PH PAPER, 1-14 RANGE, 100 PER VIAL, (WARDS# 15-2558)			15	EA		No Bid	No Bid	No Bid		No Bid
8 ALT1	Frey Scientific Litmus Test Paper - Pack of 12 Vials - 100 Strips per Vial - Neutral	Frey Scientific	569873	15	EA						

						Vendor name	Arbor Scientific (ASI Associates Inc)	The Bach Company (El Dorado Trading Group, Inc. dba The Bach Company)	Discount School Supply (Earlychildhood LLC)	Lakeshore Learning Materials, LLC (Lakeshore Parent, LLC)	EAI Education (Eric Armin Inc.)	School Specialty LLC	Pitsco Education
						Vendor number	5655	NOT SET UP	10278428	2631000	11478000	10285363	10285751
						Texas Resident	NO	NO	NO	NO	NO	NO	NO
						HUB	NONE	NONE	NONE	NONE	NONE	NONE	NONE
						Total Price							
3 ALT1	Frey Scientific Heavy Aluminum Foil, 1.5 X 25 ft, 1 Roll	Frey Scientific	060-1050	146	BX							\$5.46	
4	01.45.0016 BALLOONS, REG, ASST., 25/PK ETA #16071-25,			58	PK	No Bid			No Bid			No Bid	No Bid
5	01.45.0017 BALLOONS, WHTE, 18CM DIA., COLORED SM., 35/PK NASCO# K101039(T)M, REF: 64149 (ETA BD30170) (L)			44	PK	No Bid			No Bid			No Bid	No Bid
6	01.45.0019 BAKING POWDER, 200 grams/CAN, SEMPCO BS-0397, REF# 12-020201, (ETA BD56756, 280GM)			10	EA	No Bid			No Bid			No Bid	No Bid
7	01.45.0022 CORNSTARCH, 16 OZ. BOX			32	BX	No Bid			No Bid			No Bid	No Bid
8	01.45.0024 TEST PAPER/ACID/NEUTRAL,PH PAPER, 1-14 RANGE, 100 PER VIAL, (WARDS# 15-2558)			15	EA	No Bid			No Bid			No Response	No Bid
8 ALT1	Frey Scientific Litmus Test Paper - Pack of 12 Vials - 100 Strips per Vial - Neutral	Frey Scientific	569873	15	EA							\$9.43	

						Vendor name	VWR International LLC - Sargent Welch	Flinn Scientific Inc	Winn Innovations (Winn Innovations, LLC)	PYRAMID SCHOOL PRODUCTS (PYRAMID PAPER COMPANY)	Quill Corp	Pollock Paper Distributors	MAVICH
						Vendor number	10279101	29930000	10282913	63265000	1284365	61741000	10282735
						Texas Resident	NO	NO	YES	NO	NO	YES	YES
						HUB	NONE	NONE	HUB	SBE	NONE	NONE	HUB
						Total Price	Total Price	Total Price	Total Price	Total Price	Total Price	Total Price	Total Price
3 ALT1	Frey Scientific Heavy Aluminum Foil, 1.5 X 25 ft, 1 Roll	Frey Scientific	060-1050	146	BX								
4	01.45.0016 BALLOONS, REG, ASST., 25/PK ETA #16071-25, 01.45.0017 BALLOONS, WHITE, 18CM DIA., COLORED SM., 35/PK			58	PK	No Bid		<u>\$4.95</u>	No Bid		No Bid	No Bid	
5	NASCO# KI01039(T)M, REF: 64149 (ETA BD30170) (L)			44	PK	No Bid	No Bid	No Bid			No Bid	No Bid	
6	01.45.0019 BAKING POWDER, 200 grams/CAN, SEMPCO BS-0397, REF# 12-020201, (ETA BD56756, 280GM)			10	EA	<u>\$2.75</u>	\$4.60	\$2.88			No Bid	No Bid	
7	01.45.0022 CORNSTARCH, 16 OZ. BOX			32	BX	No Bid	\$10.16	<u>\$5.42</u>			No Bid	No Bid	
8	01.45.0024 TEST PAPER/ACID/NEUTRAL,PH PAPER, 1-14 RANGE, 100 PER VIAL, (WARDS# 15-2558)			15	EA	\$3.08	<u>\$1.11</u>	No Bid			No Bid	No Bid	
8 ALT1	Frey Scientific Litmus Test Paper - Pack of 12 Vials - 100 Strips per Vial - Neutral	Frey Scientific	569873	15	EA								

Vendor name	Fisher Science Education (Fisher Scientific Company LLC)	Brimmo Logistics Enterprise
Vendor number	29780000	NOT SET UP
Texas Resident	NO	YES
HUB	NONE	NONE
	Total Price	Total Price

3 ALT1	Frey Scientific Heavy Aluminum Foil, 1.5 X 25 ft, 1 Roll	Frey Scientific	060-1050	146	BX		
4	01.45.0016 BALLOONS, REG, ASST., 25/PK ETA #16071-25,			58	PK		\$10.00
5	01.45.0017 BALLOONS, WHITE, 18CM DIA., COLORED SM., 35/PK NASCO# KI01039(T)M, REF: 64149 (ETA BD30170) (L)			44	PK		\$10.00
6	01.45.0019 BAKING POWDER, 200 grams/CAN, SEMPCO BS-0397, REF# 12-020201, (ETA BD56756, 280GM)			10	EA	\$2.85	\$8.00
7	01.45.0022 CORNSTARCH, 16 OZ. BOX			32	BX		\$18.00
8	01.45.0024 TEST PAPER/ACID/NEUTRAL, PH PAPER, 1-14 RANGE, 100 PER VIAL, (WARDS# 15-2558)			15	EA	\$2.26	\$4.00
8 ALT1	Frey Scientific Litmus Test Paper - Pack of 12 Vials - 100 Strips per Vial - Neutral	Frey Scientific	569873	15	EA		

BID 24-08 SCIENCE SUPPLIES FOR INVENTORY & CATALOG
ARLINGTON INDEPENDENT SCHOOL DISTRICT
Effective Date: September 21, 2023 through September 20, 2024

						Really Good Stuff, LLC.	Acorn Naturalists (The Acorn Group, Inc.)	Textbook Warehouse (Textbook Warehouse, LLC)	TechTerra Education	Edvotek	Nasco (Nasco Education LLC)
Vendor name											
Vendor number						4403	NOT SET UP	10280254	NOT SET UP	10277901	10282875
Texas Resident						NO	NO	NO	NO	NO	NO
HUB						NONE	WBE	NONE	WBE	NONE	NONE
						Total Price	Total Price	Total Price	Total Price	Total Price	Total Price
9	01.45.0026 FOOD COLORING,.25 FL OZ EACH(4 COLORS) (8 ML) SCIENCE KIT# 29458-00, REF: SE11061			60	PK		No Bid	No Bid	No Bid		No Bid
9 ALT1	Food Coloring, 4-ct. Packs .3 fl oz	Supreme Tradition	ST4PK	60	PK						
9 ALT1	Frey Scientific Food Coloring, Set of 4 Colors	ALDON CORP	AD-FF0481-SET	60	PK						
10	01.45.0030 LEMON JUICE,REALEMON,16 FL. OZ/500ML - ITEM#9496507 - (12 PER CS)			8	EA		No Bid	No Bid	No Bid		No Bid
11	BOX, SEMPCO PS-2578, (ETA			50	BX		No Bid	No Bid	No Bid		No Bid
11 ALT1	Sandtastik Plastermix Art Plaster, Arctic White, 5 Pounds	SANDTASTIK PRODUCTS	PLA/TEM P5LBWTE	50	BX						
11 ALT1	Patching Compound: Plaster of Paris, 64 oz Container Size, Bag, White	DAP	10308 - Grainger 10L526	50	BX						
11 ALT1	PLASTER OF PARIS **20# BOX**(SEE ATTACHED SPEC SHEET)	DIXON	0052720	10	BX						

						Vendor name	Arbor Scientific (ASI Associates Inc)	The Bach Company (El Dorado Trading Group, Inc. dba The Bach Company)	Discount School Supply (Earlychildhood LLC)	Lakeshore Learning Materials, LLC (Lakeshore Parent, LLC)	EAI Education (Eric Armin Inc.)	School Specialty LLC	Pitsco Education
						Vendor number	5655	NOT SET UP	10278428	2631000	11478000	10285363	10285751
						Texas Resident	NO	NO	NO	NO	NO	NO	NO
						HUB	NONE	NONE	NONE	NONE	NONE	NONE	NONE
						Total Price							
9	01.45.0026 FOOD COLORING,.25 FL OZ EACH(4 COLORS) (8 ML) SCIENCE KIT# 29458-00, REF: SE11061			60	PK	No Bid				No Bid		No Response	\$6.45
9 ALT1	Food Coloring, 4-ct. Packs .3 fl oz	Supreme Tradition	ST4PK	60	PK								
9 ALT1	Frey Scientific Food Coloring, Set of 4 Colors	ALDON CORP	AD-FF0481-SET	60	PK							\$4.78	
10	01.45.0030 LEMON JUICE,REALEMON,16 FL. OZ/500ML - ITEM#9496507 - (12 PER CS)			8	EA	No Bid				No Bid		No Bid	No Bid
11	BOX, SEMPCO PS-2578, (ETA			50	BX	No Bid				No Bid		No Response	No Bid
11 ALT1	Sandastik Plastermix Art Plaster, Arctic White, 5 Pounds	SANDTASTIK PRODUCTS	PLA/TEM P5LBWTE	50	BX							\$5.61	
11 ALT1	Patching Compound: Plaster of Paris, 64 oz Container Size, Bag, White	DAP	10308 - Grainger 10L526	50	BX								
11 ALT1	PLASTER OF PARIS **20# BOX**(SEE ATTACHED SPEC SHEET)	DIXON	0052720	10	BX								

						Vendor name	Vendor number	Texas Resident	HUB	Total Price	Total Price	Total Price	Total Price	Total Price	Total Price	Total Price	
						VWR International LLC - Sargent Welch	Flinn Scientific Inc	Winn Innovations (Winn Innovations, LLC)	PYRAMID SCHOOL PRODUCTS (PYRAMID PAPER COMPANY)	Quill Corp	Pollock Paper Distributors	MAVICH					
						10279101	29930000	10282913	63265000	1284365	61741000	10282735					
						NO	NO	YES	NO	NO	YES	YES					
						NONE	NONE	HUB	SBE	NONE	NONE	HUB					
						Total Price	Total Price	Total Price	Total Price	Total Price	Total Price	Total Price					
9	01.45.0026 FOOD COLORING,.25 FL OZ EACH(4 COLORS) (8 ML) SCIENCE KIT# 29458-00, REF: SE11061			60	PK	\$3.55	\$5.95						No Bid	No Bid			
9 ALT1	Food Coloring, 4-ct. Packs .3 fl oz	Supreme Tradition	ST4PK	60	PK						\$2.60						
9 ALT1	Frey Scientific Food Coloring, Set of 4 Colors	ALDON CORP	AD-FF0481-SET	60	PK												
10	01.45.0030 LEMON JUICE,REALEMON,16 FL. OZ/500ML - ITEM#9496507 - (12 PER CS)			8	EA	No Bid	\$6.87	\$5.12					No Bid	No Bid			
11	BOX, SEMPCO PS-2578, (ETA			50	BX	No Bid	\$16.64						No Bid	\$28.08			
11 ALT1	Sandtastik Plastermix Art Plaster, Arctic White, 5 Pounds	SANDTASTIK PRODUCTS	PLA/TEM P5LBWTE	50	BX												
11 ALT1	Patching Compound: Plaster of Paris, 64 oz Container Size, Bag, White	DAP	10308 - Grainger 10L526	50	BX												\$8.25
11 ALT1	PLASTER OF PARIS **20# BOX**(SEE ATTACHED SPEC SHEET)	DIXON	0052720	10	BX												\$73.95

Vendor name	Fisher Science Education (Fisher Scientific Company LLC)	Brimmo Logistics Enterprise
Vendor number	29780000	NOT SET UP
Texas Resident	NO	YES
HUB	NONE	NONE
	Total Price	Total Price

9	01.45.0026 FOOD COLORING,.25 FL OZ EACH(4 COLORS) (8 ML) SCIENCE KIT# 29458-00, REF: SE11061			60	PK		\$15.00
9 ALT1	Food Coloring, 4-ct. Packs .3 fl oz	Supreme Tradition	ST4PK	60	PK		
9 ALT1	Frey Scientific Food Coloring, Set of 4 Colors	ALDON CORP	AD-FF0481-SET	60	PK		
10	01.45.0030 LEMON JUICE,REALEMON,16 FL. OZ/500ML - ITEM#9496507 - (12 PER CS)			8	EA		\$65.00
11	BOX, SEMPCO PS-2578, (ETA			50	BX		\$15.00
11 ALT1	Sandtastik Plastermix Art Plaster, Arctic White, 5 Pounds	SANDTASTIK PRODUCTS	PLA/TEM P5LBWTE	50	BX		
11 ALT1	Patching Compound: Plaster of Paris, 64 oz Container Size, Bag, White	DAP	10308 - Grainger 10L526	50	BX		
11 ALT1	PLASTER OF PARIS **20# BOX**(SEE ATTACHED SPEC SHEET)	DIXON	0052720	10	BX		

BID 24-08 SCIENCE SUPPLIES FOR INVENTORY & CATALOG
ARLINGTON INDEPENDENT SCHOOL DISTRICT
Effective Date: September 21, 2023 through September 20, 2024

						Really Good Stuff, LLC.	Acorn Naturalists (The Acorn Group, Inc.)	Textbook Warehouse (Textbook Warehouse, LLC)	TechTerra Education	Edvotek	Nasco (Nasco Education LLC)
Vendor name											
Vendor number						4403	NOT SET UP	10280254	NOT SET UP	10277901	10282875
Texas Resident						NO	NO	NO	NO	NO	NO
HUB						NONE	WBE	NONE	WBE	NONE	NONE
						Total Price	Total Price	Total Price	Total Price	Total Price	Total Price
12	01.45.0035 SALT, ROCK, 5LB BX, (2.5KG) 2193475			30	BX		No Bid	No Bid	No Bid		No Bid
13	01.45.0040 SARAN WRAP, 100 SQ FT *NO SUBSTITUTIONS	SARGENT-WELCH	WL8314J	40	BX		No Bid	No Bid	No Bid		No Bid
14	01.45.0055 WATER, DISTILLED, 1 GAL, PLASTIC BOTTLE, SW WLC4930H			120	EA		No Bid	No Bid	No Bid		No Bid
14 ALT1	Frey Scientific Water, Deionized, 3.785 L, Lab Grade	Frey Scientific	562564	120	EA						
15	01.45.0060 TOOTHPICKS, ROUND, 800/BOX, SCIENCE KIT#63439-05, REF# SE11061, (ETA BD20516-250)			80	BX		No Bid	No Bid	No Bid		No Bid
15 ALT1	Delta Education Toothpicks, Round, Pack of 250	Delta Science	200-1768	80	BX						
16	01.45.0065 VINEGAR, WHITE DISTILLED, 1 PINT, PLASTIC BOTTLE REF: SE11061 (ETA BD30014)			20	EA		No Bid	No Bid	No Bid		No Bid
17	01.45.0070 WAX PAPER, 75SQ FT SCIENCE KIT# 21959-00, REF: SE11061			60	BX		No Bid	No Bid	No Bid		No Bid

						Arbor Scientific (ASI Associates Inc)	The Bach Company (El Dorado Trading Group, Inc. dba The Bach Company)	Discount School Supply (Earlychildhood LLC)	Lakeshore Learning Materials, LLC (Lakeshore Parent, LLC)	EAI Education (Eric Armin Inc.)	School Specialty LLC	Pitsco Education
Vendor name												
Vendor number						5655	NOT SET UP	10278428	2631000	11478000	10285363	10285751
Texas Resident						NO	NO	NO	NO	NO	NO	NO
HUB						NONE	NONE	NONE	NONE	NONE	NONE	NONE
						Total Price	Total Price	Total Price	Total Price	Total Price	Total Price	Total Price
12	01.45.0035 SALT, ROCK, 5LB BX, (2.5KG) 2193475			30	BX	No Bid			No Bid		No Bid	No Bid
13	01.45.0040 SARAN WRAP, 100 SQ FT *NO SUBSTITUTIONS	SARGENT- WELCH	WL8314J	40	BX	No Bid			No Bid		No Bid	No Bid
14	01.45.0055 WATER,DISTILLED,1 GAL,PLASTIC BOTTLE, SW WLC4930H			120	EA	No Bid			No Bid		No Response	No Bid
14 ALT1	Frey Scientific Water, Deionized, 3.785 L, Lab Grade	Frey Scientific	562564	120	EA						\$4.23	
15	01.45.0060 TOOTHPICKS, ROUND, 800/BOX, SCIENCE KIT#63439-05, REF# SE11061, (ETA BD20516-250)			80	BX	No Bid			No Bid		No Response	\$3.85
15 ALT1	Delta Education Toothpicks, Round, Pack of 250	Delta Science	200-1768	80	BX						\$1.24	
16	01.45.0065 VINEGAR,WHITE DISTILLED,1 PINT,PLASTIC BOTTLE REF: SE11061 (ETA BD30014)			20	EA	No Bid			No Bid		No Bid	No Bid
17	01.45.0070 WAX PAPER, 75SQ FT SCIENCE KIT# 21959-00, REF: SE11061			60	BX	No Bid			No Bid		No Response	\$3.15

						Vendor name	VWR International LLC - Sargent Welch	Flinn Scientific Inc	Winn Innovations (Winn Innovations, LLC)	PYRAMID SCHOOL PRODUCTS (PYRAMID PAPER COMPANY)	Quill Corp	Pollock Paper Distributors	MAVICH
						Vendor number	10279101	29930000	10282913	63265000	1284365	61741000	10282735
						Texas Resident	NO	NO	YES	NO	NO	YES	YES
						HUB	NONE	NONE	HUB	SBE	NONE	NONE	HUB
						Total Price	Total Price	Total Price	Total Price	Total Price	Total Price	Total Price	Total Price
12	01.45.0035 SALT, ROCK, 5LB BX, (2.5KG) 2193475			30	BX	\$8.44	No Bid		\$6.20		No Bid	No Bid	
13	01.45.0040 SARAN WRAP, 100 SQ FT *NO SUBSTITUTIONS	SARGENT- WELCH	WL8314J	40	BX	\$4.69	No Bid		\$4.59		No Bid	No Bid	
14	01.45.0055 WATER,DISTILLED,1 GAL,PLASTIC BOTTLE, SW WLC4930H			120	EA	\$7.14	\$9.06	\$4.00		No Bid		\$2.90	
14 ALT1	Frey Scientific Water, Deionized, 3.785 L, Lab Grade	Frey Scientific	562564	120	EA								
15	01.45.0060 TOOTHPICKS, ROUND, 800/BOX, SCIENCE KIT#63439-05, REF# SE11061, (ETA BD20516-250)			80	BX	\$4.32	\$2.28	\$5.00		No Bid	No Bid		
15 ALT1	Delta Education Toothpicks, Round, Pack of 250	Delta Science	200-1768	80	BX								
16	01.45.0065 VINEGAR,WHITE DISTILLED,1 PINT,PLASTIC BOTTLE REF: SE11061 (ETA BD30014)			20	EA	\$6.40	\$10.31	\$3.99		No Bid		\$1.58	
17	01.45.0070 WAX PAPER, 75SQ FT SCIENCE KIT# 21959-00, REF: SE11061			60	BX	No Bid	No Bid	\$4.00		No Bid		\$3.25	

						Fisher Science Education (Fisher Scientific Company LLC)	Brimmo Logistics Enterprise
Vendor name							
Vendor number						29780000	NOT SET UP
Texas Resident						NO	YES
HUB						NONE	NONE
						Total Price	Total Price
12	01.45.0035 SALT, ROCK, 5LB BX, (2.5KG) 2193475			30	BX	\$14.74	\$24.00
13	01.45.0040 SARAN WRAP, 100 SQ FT *NO SUBSTITUTIONS	SARGENT-WELCH	WL8314J	40	BX		\$9.00
14	01.45.0055 WATER,DISTILLED,1 GAL,PLASTIC BOTTLE, SW WLC4930H			120	EA	\$9.21	\$23.00
14 ALT1	Frey Scientific Water, Deionized, 3.785 L, Lab Grade	Frey Scientific	562564	120	EA		
15	01.45.0060 TOOTHPICKS, ROUND, 800/BOX, SCIENCE KIT#63439-05, REF# SE11061, (ETA BD20516-250)			80	BX	\$5.06	\$7.00
15 ALT1	Delta Education Toothpicks, Round, Pack of 250	Delta Science	200-1768	80	BX		
16	01.45.0065 VINEGAR,WHITE DISTILLED,1 PINT,PLASTIC BOTTLE REF: SE11061 (ETA BD30014)			20	EA	\$6.00	\$3.00
17	01.45.0070 WAX PAPER, 75SQ FT SCIENCE KIT# 21959-00, REF: SE11061			60	BX		\$40.00

BID 24-08 SCIENCE SUPPLIES FOR INVENTORY & CATALOG
ARLINGTON INDEPENDENT SCHOOL DISTRICT
Effective Date: September 21, 2023 through September 20, 2024

						Really Good Stuff, LLC.	Acorn Naturalists (The Acorn Group, Inc.)	Textbook Warehouse (Textbook Warehouse, LLC)	TechTerra Education	Edvotek	Nasco (Nasco Education LLC)
Vendor name											
Vendor number						4403	NOT SET UP	10280254	NOT SET UP	10277901	10282875
Texas Resident						NO	NO	NO	NO	NO	NO
HUB						NONE	WBE	NONE	WBE	NONE	NONE
						Total Price	Total Price	Total Price	Total Price	Total Price	Total Price
17 ALT1	Wax Paper, 1 x 75 Feet, 1 Roll	AMERICAN EXPRESS	770009250408	60	BX						
18	01.45.0100 OIL,VEGETABLE,16 OZ,PLASTIC BOTTLE***NOT FOR COOKING USE*** SCIENCE KIT# 21923-90, REF: SE11061			40	EA		No Bid	No Bid	No Bid		No Bid
18 ALT1	Frey Scientific Vegetable Oil, 500 mL, Yellow, Lab Grade	Frey Scientific	1515191	40	EA						
19	01.45.0115 SAND,FINE, 1 KG, SEMPCO# SS-0337, (ETA BD30343)			60	EA		No Bid	No Bid	No Bid		No Bid
20	01.45.0125 DROPPER, PKG PLASTIC 3.5ML FISHER SCIENCE# S304672, REF: 11168-6616			70	PKG		No Bid	No Bid	No Bid		No Bid
21	01.45.0130 CUPS, CLEAR PLASTIC, 9 OZ, 50/PK, (SCIENCE KIT# 29 233-00)			150	PK		No Bid	No Bid	No Bid		No Bid
21 ALT1	CUPS, CLEAR PLASTIC, 9 OZ **100/PK**(SEE ATTACHED SPEC SHEET)	BOARDWALK	BWKTRAN SCUP9CT	75	PK						
21 ALT1	Y9 CONEX 9OZ TRANSL PLAST CUP, 25 PACKS OF 100 EACH IN A CASE (2500EA/CS), MUST BE SOLD BY CASE.	DART	Y9	150	PK						

						Arbor Scientific (ASI Associates Inc)	The Bach Company (El Dorado Trading Group, Inc. dba The Bach Company)	Discount School Supply (Earlychildhood LLC)	Lakeshore Learning Materials, LLC (Lakeshore Parent, LLC)	EAI Education (Eric Armin Inc.)	School Specialty LLC	Pitsco Education			
						Vendor name	Vendor number	Texas Resident	HUB	Total Price	Total Price	Total Price	Total Price	Total Price	Total Price
17 ALT1	Wax Paper, 1 x 75 Feet, 1 Roll	AMERICAN EXPRESS	77000925 0408	60	BX										\$4.60
18	01.45.0100 OIL,VEGETABLE,16 OZ,PLASTIC BOTTLE***NOT FOR COOKING USE*** SCIENCE KIT# 21923-90, REF: SE11061			40	EA	No Bid			No Bid		No Response	No Bid			
18 ALT1	Frey Scientific Vegetable Oil, 500 mL, Yellow, Lab Grade	Frey Scientific	1515191	40	EA										\$7.19
19	01.45.0115 SAND,FINE, 1 KG, SEMPCO# SS-0337, (ETA BD30343)			60	EA	No Bid			No Bid		No Bid	No Bid			
20	01.45.0125 DROPPER, PKG PLASTIC 3.5ML FISHER SCIENCE# S304672, REF: 11168-6616			70	PKG	No Bid			No Bid		No Bid	No Bid			
21	01.45.0130 CUPS, CLEAR PLASTIC, 9 OZ, 50/PK, (SCIENCE KIT# 29 233-00)			150	PK	No Bid			No Bid		No Bid	No Bid			
21 ALT1	CUPS, CLEAR PLASTIC, 9 OZ **100/PK**(SEE ATTACHED SPEC SHEET)	BOARDWA LK	BWKTRAN SCUP9CT	75	PK										
21 ALT1	Y9 CONEX 9OZ TRANSL PLAST CUP, 25 PACKS OF 100 EACH IN A CASE (2500EA/CS), MUST BE SOLD BY CASE.	DART	Y9	150	PK										

						Vendor name	Vendor number	Texas Resident	HUB	Total Price	Total Price	Total Price	Total Price	Total Price	Total Price	Total Price	
						VWR International LLC - Sargent Welch	Flinn Scientific Inc	Winn Innovations (Winn Innovations, LLC)	PYRAMID SCHOOL PRODUCTS (PYRAMID PAPER COMPANY)	Quill Corp	Pollock Paper Distributors	MAVICH					
						10279101	29930000	10282913	63265000	1284365	61741000	10282735					
						NO	NO	YES	NO	NO	YES	YES					
						NONE	NONE	HUB	SBE	NONE	NONE	HUB					
						Total Price	Total Price	Total Price	Total Price	Total Price	Total Price	Total Price					
17 ALT1	Wax Paper, 1 x 75 Feet, 1 Roll	AMERICAN EXPRESS	770009250408	60	BX												
18	01.45.0100 OIL,VEGETABLE,16 OZ,PLASTIC BOTTLE***NOT FOR COOKING USE*** SCIENCE KIT# 21923-90, REF: SE11061			40	EA	\$12.53	No Bid	\$3.25		No Bid	No Bid						
18 ALT1	Frey Scientific Vegetable Oil, 500 mL, Yellow, Lab Grade	Frey Scientific	1515191	40	EA												
19	01.45.0115 SAND,FINE, 1 KG, SEMPACO# SS-0337, (ETA BD30343)			60	EA	No Bid	No Bid	\$28.10		No Bid	No Bid						
20	01.45.0125 DROPPER, PKG PLASTIC 3.5ML FISHER SCIENCE# S304672, REF: 11168-6616			70	PKG	\$18.56	No Bid	No Bid		No Bid	No Bid						
21	01.45.0130 CUPS, CLEAR PLASTIC, 9 OZ, 50/PK, (SCIENCE KIT# 29 233-00)			150	PK	No Bid	\$3.38	\$5.00	No Response	No Bid	\$2.951						
21 ALT1	CUPS, CLEAR PLASTIC, 9 OZ **100/PK**(SEE ATTACHED SPEC SHEET)	BOARDWALK	BWKTRAN SCUP9CT	75	PK				\$2.99								
21 ALT1	Y9 CONEX 9OZ TRANSL PLAST CUP, 25 PACKS OF 100 EACH IN A CASE (2500EA/CS), MUST BE SOLD BY CASE.	DART	Y9	150	PK						\$4.10						

Vendor name	Fisher Science Education (Fisher Scientific Company LLC)	Brimmo Logistics Enterprise
Vendor number	29780000	NOT SET UP
Texas Resident	NO	YES
HUB	NONE	NONE
	Total Price	Total Price

17 ALT1	Wax Paper, 1 x 75 Feet, 1 Roll	AMERICAN EXPRESS	770009250408	60	BX		
18	01.45.0100 OIL,VEGETABLE,16 OZ,PLASTIC BOTTLE***NOT FOR COOKING USE*** SCIENCE KIT# 21923-90, REF: SE11061			40	EA	\$4.96	\$25.00
18 ALT1	Frey Scientific Vegetable Oil, 500 mL, Yellow, Lab Grade	Frey Scientific	1515191	40	EA		
19	01.45.0115 SAND,FINE, 1 KG, SEMPCO# SS-0337, (ETA BD30343)			60	EA	\$7.93	\$37.00
20	01.45.0125 DROPPER, PKG PLASTIC 3.5ML FISHER SCIENCE# S304672, REF: 11168-6616			70	PKG	\$15.81	\$13.00
21	01.45.0130 CUPS, CLEAR PLASTIC, 9 OZ, 50/PK, (SCIENCE KIT# 29 233-00)			150	PK	\$18.12	\$12.00
21 ALT1	CUPS, CLEAR PLASTIC, 9 OZ **100/PK**(SEE ATTACHED SPEC SHEET)	BOARDWALK	BWKTRAN SCUP9CT	75	PK		
21 ALT1	Y9 CONEX 9OZ TRANSL PLAST CUP, 25 PACKS OF 100 EACH IN A CASE (2500EA/CS), MUST BE SOLD BY CASE.	DART	Y9	150	PK		

BID 24-08 SCIENCE SUPPLIES FOR INVENTORY & CATALOG
ARLINGTON INDEPENDENT SCHOOL DISTRICT
Effective Date: September 21, 2023 through September 20, 2024

						Really Good Stuff, LLC.	Acorn Naturalists (The Acorn Group, Inc.)	Textbook Warehouse (Textbook Warehouse, LLC)	TechTerra Education	Edvotek	Nasco (Nasco Education LLC)
Vendor name											
Vendor number						4403	NOT SET UP	10280254	NOT SET UP	10277901	10282875
Texas Resident						NO	NO	NO	NO	NO	NO
HUB						NONE	WBE	NONE	WBE	NONE	NONE
						Total Price	Total Price	Total Price	Total Price	Total Price	Total Price
22	01.45.0135 BAGS,PLASTIC ZIPLOC, 2 GALLON FRZR, 12"x15" 2.0 mil. (PK of 100)			150	PK		No Bid	No Bid	No Bid		No Bid
22 ALT1	13" x 15" 2 Gallon Standard Weight Seal Top Freezer Bag - 100/Pack	WS	65486601247	150	PK						
23	01.45.0136 BAGS,PLASTIC (75 bgs/pk) ,ZIPLOC,QUART, 7"x 8"x 1.7 ml			100	PK		No Bid	No Bid	No Bid		No Bid
23 ALT1	Fresh Seal Double Zipper Storage Bags, Quart, 75 Count	Greater Value	gv1qt	100	PK						
23 ALT1	BAGS,PLASTIC (75 bgs/pk) **ZIPLOC STYLE** QUART, 7"x 8"x 1.7 ml(SEE ATTACHED SPEC SHEET)	BOARDWALK	BWKQUARTBAG-75	100	PK						
23 ALT1	Reclosable Poly Bag: 1.75 mil Thick, 7 in Wd, 7 1/2 in Lg, Flat Pack, 48 PK	ziploc	314469 - Grainger 1JYZ1	100	PK						

						Arbor Scientific (ASI Associates Inc)	The Bach Company (El Dorado Trading Group, Inc. dba The Bach Company)	Discount School Supply (Earlychildhood LLC)	Lakeshore Learning Materials, LLC (Lakeshore Parent, LLC)	EAI Education (Eric Armin Inc.)	School Specialty LLC	Pitsco Education	
						Vendor number	5655	NOT SET UP	10278428	2631000	11478000	10285363	10285751
						Texas Resident	NO	NO	NO	NO	NO	NO	NO
						HUB	NONE	NONE	NONE	NONE	NONE	NONE	NONE
						Total Price	Total Price	Total Price	Total Price	Total Price	Total Price	Total Price	
22	01.45.0135 BAGS,PLASTIC ZIPLOC, 2 GALLON FRZR, 12"x15" 2.0 mil. (PK of 100)			150	PK	No Bid			No Bid		No Bid	No Bid	
22 ALT1	13" x 15" 2 Gallon Standard Weight Seal Top Freezer Bag - 100/Pack	WS	65486601 247	150	PK								
23	01.45.0136 BAGS,PLASTIC (75 bgs/pk) ,ZIPLOC,QUART, 7"x 8"x 1.7 ml			100	PK	No Bid			No Bid		No Bid	No Bid	
23 ALT1	Fresh Seal Double Zipper Storage Bags, Quart, 75 Count	Greater Value	gv1qt	100	PK								
23 ALT1	BAGS,PLASTIC (75 bgs/pk) **ZIPLOC STYLE** QUART, 7"x 8"x 1.7 ml(SEE ATTACHED SPEC SHEET)	BOARDWALK	BWKQUA RTBAG-75	100	PK								
23 ALT1	Reclosable Poly Bag: 1.75 mil Thick, 7 in Wd, 7 1/2 in Lg, Flat Pack, 48 PK	ziploc	314469 - Grainger 1JYZ1	100	PK								

						Vendor name	VWR International LLC - Sargent Welch	Flinn Scientific Inc	Winn Innovations (Winn Innovations, LLC)	PYRAMID SCHOOL PRODUCTS (PYRAMID PAPER COMPANY)	Quill Corp	Pollock Paper Distributors	MAVICH
						Vendor number	10279101	29930000	10282913	63265000	1284365	61741000	10282735
						Texas Resident	NO	NO	YES	NO	NO	YES	YES
						HUB	NONE	NONE	HUB	SBE	NONE	NONE	HUB
						Total Price	Total Price	Total Price	Total Price	Total Price	Total Price	Total Price	Total Price
22	01.45.0135 BAGS,PLASTIC ZIPLOC, 2 GALLON FRZR, 12"x15" 2.0 mil. (PK of 100)			150	PK	No Bid	No Bid			\$41.98	\$40.02	\$15.39	\$70.22
22 ALT1	13" x 15" 2 Gallon Standard Weight Seal Top Freezer Bag - 100/Pack	WS	65486601 247	150	PK								
23	01.45.0136 BAGS,PLASTIC (75 bgs/pk) ,ZIPLOC,QUART, 7"x 8"x 1.7 ml			100	PK	No Bid	No Bid				No Bid	\$14.33	
23 ALT1	Fresh Seal Double Zipper Storage Bags, Quart, 75 Count	Greater Value	gv1qt	100	PK								
23 ALT1	BAGS,PLASTIC (75 bgs/pk) **ZIPLOC STYLE** QUART, 7"x 8"x 1.7 ml(SEE ATTACHED SPEC SHEET)	BOARDWALK	BWKQUA RTBAG-75	100	PK					\$6.99			
23 ALT1	Reclosable Poly Bag: 1.75 mil Thick, 7 in Wd, 7 1/2 in Lg, Flat Pack, 48 PK	ziploc	314469 - Grainger 1JYZ1	100	PK								\$12.71

						Fisher Science Education (Fisher Scientific Company LLC)	Brimmo Logistics Enterprise
						Vendor name	
						Vendor number	29780000
						Texas Resident	NO
						HUB	NONE
							YES
							NONE
						Total Price	Total Price
22	01.45.0135 BAGS,PLASTIC ZIPLOC, 2 GALLON FRZR, 12"x15" 2.0 mil. (PK of 100)			150	PK		\$15.00
22 ALT1	13" x 15" 2 Gallon Standard Weight Seal Top Freezer Bag - 100/Pack	WS	65486601 247	150	PK		
23	01.45.0136 BAGS,PLASTIC (75 bgs/pk) ,ZIPLOC,QUART, 7"x 8"x 1.7 ml			100	PK	\$36.10	\$14.00
23 ALT1	Fresh Seal Double Zipper Storage Bags, Quart, 75 Count	Greater Value	gv1qt	100	PK		
23 ALT1	BAGS,PLASTIC (75 bgs/pk) **ZIPLOC STYLE** QUART, 7"x 8"x 1.7 ml(SEE ATTACHED SPEC SHEET)	BOARDWALK	BWKQUA RTBAG-75	100	PK		
23 ALT1	Reclosable Poly Bag: 1.75 mil Thick, 7 in Wd, 7 1/2 in Lg, Flat Pack, 48 PK	ziploc	314469 - Grainger 1JYZ1	100	PK		

BID 24-08 SCIENCE SUPPLIES FOR INVENTORY & CATALOG
ARLINGTON INDEPENDENT SCHOOL DISTRICT
Effective Date: September 21, 2023 through September 20, 2024

						Really Good Stuff, LLC.	Acorn Naturalists (The Acorn Group, Inc.)	Textbook Warehouse (Textbook Warehouse, LLC)	TechTerra Education	Edvotek	Nasco (Nasco Education LLC)
Vendor name											
Vendor number						4403	NOT SET UP	10280254	NOT SET UP	10277901	10282875
Texas Resident						NO	NO	NO	NO	NO	NO
HUB						NONE	WBE	NONE	WBE	NONE	NONE
						Total Price	Total Price	Total Price	Total Price	Total Price	Total Price
24	01.45.0137 BAGS,TIE,PINT, 150 EACH, BAGGIES-SANDWICH,GATOR BRAND/EQUAL 150BAGS/BX***NO SUB,SNS PART# 23422C,QTE #2732524-00			60	BX		No Bid	No Bid	No Bid		No Bid
25	01.45.0140 EPSOM SALT, 500 GRAMS, SEMPCO ES-1159(ETA BD30025)			14	EA		No Bid	No Bid	No Bid		No Bid
26	01.45.0145 TOOTHPICKS, FLAT, 750/BX, REF 12-020201, (SW WL9088-31)			15	BX		No Bid	No Bid	No Bid		No Bid
26 ALT1	Creativity Street Flat Wood Toothpick, Pack of 2500	DIXON TICONDEROGA CO	PAC3690-01	15	BX						
27	01.45.0155 STRAWS, PLASTIC, CLEAR ONLY, 50/PK ETA# BD18205-50,			40	PK		No Bid	No Bid	No Bid		No Bid
28	01.45.0159 BAGS, PLASTIC, RESEALABLE, 1 GALLON, ZIPLOC, 250/BOX			100	BX		No Bid	No Bid	No Bid		No Bid

						Arbor Scientific (ASI Associates Inc)	The Bach Company (El Dorado Trading Group, Inc. dba The Bach Company)	Discount School Supply (Earlychildhood LLC)	Lakeshore Learning Materials, LLC (Lakeshore Parent, LLC)	EAI Education (Eric Armin Inc.)	School Specialty LLC	Pitsco Education
Vendor name												
Vendor number						5655	NOT SET UP	10278428	2631000	11478000	10285363	10285751
Texas Resident						NO	NO	NO	NO	NO	NO	NO
HUB						NONE	NONE	NONE	NONE	NONE	NONE	NONE
						Total Price	Total Price	Total Price	Total Price	Total Price	Total Price	Total Price
24	01.45.0137 BAGS,TIE,PINT, 150 EACH, BAGGIES-SANDWICH,GATOR BRAND/EQUAL 150BAGS/BX***NO SUB,SNS PART# 23422C,QTE #2732524-00			60	BX	No Bid			No Bid		No Bid	No Bid
25	01.45.0140 EPSOM SALT, 500 GRAMS, SEMPCO ES-1159(ETA BD30025)			14	EA	No Bid			No Bid		No Bid	No Bid
26	01.45.0145 TOOTHPICKS, FLAT, 750/BX, REF 12-020201, (SW WL9088-31)			15	BX	No Bid			No Bid		No Response	\$3.85
26 ALT1	Creativity Street Flat Wood Toothpick, Pack of 2500	DIXON TICONDER OGA CO	PAC3690-01	15	BX						\$2.09	
27	01.45.0155 STRAWS, PLASTIC, CLEAR ONLY, 50/PK ETA# BD18205-50,			40	PK	No Bid			No Bid		No Bid	No Bid
28	01.45.0159 BAGS, PLASTIC, RESEALABLE, 1 GALLON, ZIPLOC, 250/BOX			100	BX	No Bid			No Bid		No Bid	No Bid

						Vendor name	Vendor number	Texas Resident	HUB	Total Price	Total Price	Total Price	Total Price	Total Price	Total Price	Total Price	
						VWR International LLC - Sargent Welch	Flinn Scientific Inc	Winn Innovations (Winn Innovations, LLC)	PYRAMID SCHOOL PRODUCTS (PYRAMID PAPER COMPANY)	Quill Corp	Pollock Paper Distributors	MAVICH					
						10279101	29930000	10282913	63265000	1284365	61741000	10282735					
						NO	NO	YES	NO	NO	YES	YES					
						NONE	NONE	HUB	SBE	NONE	NONE	HUB					
						Total Price	Total Price	Total Price	Total Price	Total Price	Total Price	Total Price					
24	01.45.0137 BAGS,TIE,PINT, 150 EACH, BAGGIES-SANDWICH,GATOR BRAND/EQUAL 150BAGS/BX***NO SUB,SNS PART# 23422C,QTE #2732524-00			60	BX	No Bid	No Bid										
25	01.45.0140 EPSOM SALT, 500 GRAMS, SEMPCO ES-1159(ETA BD30025)			14	EA	\$22.14	\$7.21	\$5.00					No Bid		\$3.15		
26	01.45.0145 TOOTHPICKS, FLAT, 750/BX, REF 12-020201, (SW WL9088-31)			15	BX	\$2.31	\$3.44	\$3.00					No Bid		No Bid		
26 ALT1	Creativity Street Flat Wood Toothpick, Pack of 2500	DIXON TICONDEROGA CO	PAC3690-01	15	BX												
27	01.45.0155 STRAWS, PLASTIC, CLEAR ONLY, 50/PK ETA# BD18205-50,			40	PK	No Bid	\$3.58	No Bid					No Bid		\$2.88		
28	01.45.0159 BAGS, PLASTIC, RESEALABLE, 1 GALLON, ZIPLOC, 250/BOX			100	BX	No Bid	No Bid						\$28.26		\$14.45		\$43.01

Vendor name	Fisher Science Education (Fisher Scientific Company LLC)	Brimmo Logistics Enterprise
Vendor number	29780000	NOT SET UP
Texas Resident	NO	YES
HUB	NONE	NONE
	Total Price	Total Price

24	01.45.0137 BAGS,TIE,PINT, 150 EACH, BAGGIES-SANDWICH,GATOR BRAND/EQUAL 150BAGS/BX***NO SUB,SNS PART# 23422C,QTE #2732524-00			60	BX		\$15.00
25	01.45.0140 EPSOM SALT, 500 GRAMS, SEMPCO ES-1159(ETA BD30025)			14	EA	\$2.67	\$35.00
26	01.45.0145 TOOTHPICKS, FLAT, 750/BX, REF 12-020201, (SW WL9088-31)			15	BX	\$6.57	\$10.00
26 ALT1	Creativity Street Flat Wood Toothpick, Pack of 2500	DIXON TICONDEROGA CO	PAC3690-01	15	BX		
27	01.45.0155 STRAWS, PLASTIC, CLEAR ONLY, 50/PK ETA# BD18205-50,			40	PK		\$13.00
28	01.45.0159 BAGS, PLASTIC, RESEALABLE, 1 GALLON, ZIPLOC, 250/BOX			100	BX	\$52.73	\$60.00

BID 24-08 SCIENCE SUPPLIES FOR INVENTORY & CATALOG
ARLINGTON INDEPENDENT SCHOOL DISTRICT
Effective Date: September 21, 2023 through September 20, 2024

						Really Good Stuff, LLC.	Acorn Naturalists (The Acorn Group, Inc.)	Textbook Warehouse (Textbook Warehouse, LLC)	TechTerra Education	Edvotek	Nasco (Nasco Education LLC)
Vendor name											
Vendor number						4403	NOT SET UP	10280254	NOT SET UP	10277901	10282875
Texas Resident						NO	NO	NO	NO	NO	NO
HUB						NONE	WBE	NONE	WBE	NONE	NONE
						Total Price	Total Price	Total Price	Total Price	Total Price	Total Price
28 ALT1	BAGS, PLASTIC, RESEALABLE, 1 GALLON **ZIPLOC STYLE** 250/BOX(SEE ATTACHED SPEC SHEET)	BOARDWALK	BWK1GALBAG	100	BX						
28 ALT1	10" x 12" Standard Weight One Gallon Seal Top Bags - 250/Case	WS	65486602225	100	BX						
29	01.45.0165 CORN SYRUP, WHITE, 16 OZ. ETA# BD30732, REF: AISD#11-507**Company Part ID #030-7185			25	EA		No Bid	No Bid	No Bid		No Bid

						Arbor Scientific (ASI Associates Inc)	The Bach Company (El Dorado Trading Group, Inc. dba The Bach Company)	Discount School Supply (Earlychildhood LLC)	Lakeshore Learning Materials, LLC (Lakeshore Parent, LLC)	EAI Education (Eric Armin Inc.)	School Specialty LLC	Pitsco Education			
						Vendor name	Vendor number	Texas Resident	HUB	Total Price	Total Price	Total Price	Total Price	Total Price	Total Price
28 ALT1	BAGS, PLASTIC, RESEALABLE, 1 GALLON **ZIPLOC STYLE** 250/BOX(SEE ATTACHED SPEC SHEET)	BOARDWA LK	BWK1GAL BAG	100	BX	NO	NOT SET UP	NO	NO	NO	NO	NO	NO	NO	NO
28 ALT1	10" x 12" Standard Weight One Gallon Seal Top Bags - 250/Case	WS	65486602 225	100	BX	NONE	NONE	NONE	NONE	NONE	NONE	NONE	NONE	NONE	NONE
29	01.45.0165 CORN SYRUP, WHITE, 16 OZ. ETA# BD30732, REF: AISD#11- 507***Company Part ID #030-7185			25	EA	No Bid					No Bid		No Bid		No Bid

						Vendor name	Vendor number	Texas Resident	HUB	Total Price	Total Price	Total Price	Total Price	Total Price	Total Price	Total Price	
						VWR International LLC - Sargent Welch	Flinn Scientific Inc	Winn Innovations (Winn Innovations, LLC)	PYRAMID SCHOOL PRODUCTS (PYRAMID PAPER COMPANY)	Quill Corp	Pollock Paper Distributors	MAVICH					
						10279101	29930000	10282913	63265000	1284365	61741000	10282735					
						NO	NO	YES	NO	NO	YES	YES					
						NONE	NONE	HUB	SBE	NONE	NONE	HUB					
						Total Price	Total Price	Total Price	Total Price	Total Price	Total Price	Total Price					
28 ALT1	BAGS, PLASTIC, RESEALABLE, 1 GALLON **ZIPLOC STYLE** 250/BOX(SEE ATTACHED SPEC SHEET)	BOARDWALK	BWK1GAL BAG	100	BX								\$28.99				
28 ALT1	10" x 12" Standard Weight One Gallon Seal Top Bags - 250/Case	WS	65486602 225	100	BX								\$29.20				
29	01.45.0165 CORN SYRUP, WHITE, 16 OZ. ETA# BD30732, REF: AISD#11-507**Company Part ID #030-7185			25	EA	No Bid	\$6.18	\$4.00		No Bid	No Bid						

Vendor name	Fisher Science Education (Fisher Scientific Company LLC)	Brimmo Logistics Enterprise
Vendor number	29780000	NOT SET UP
Texas Resident	NO	YES
HUB	NONE	NONE
	Total Price	Total Price

28 ALT1	BAGS, PLASTIC, RESEALABLE, 1 GALLON **ZIPLOC STYLE** 250/BOX(SEE ATTACHED SPEC SHEET)	BOARDWALK	BWK1GAL BAG	100	BX		
28 ALT1	10" x 12" Standard Weight One Gallon Seal Top Bags - 250/Case	WS	65486602 225	100	BX		
29	01.45.0165 CORN SYRUP, WHITE, 16 OZ. ETA# BD30732, REF: AISD#11-507**Company Part ID #030-7185			25	EA		\$5.00

ESTIMATED TOTAL: \$150,000.00



MEMORANDUM

TO: Darla Moss, Chief Financial Officer
FROM: Wm. Kelly Horn, Asst. Superintendent of Facility Services
DATE: September 21, 2023
SUBJECT: Competitive Sealed Proposal for the 2019 Bond Program, Phase III, Bid Package 1, Project 4 Roark Elementary School Demolition Project

The District approved demolition of Roark Elementary School as a part of the 2019 Bond program. Additionally, the Board of Trustees approved Corgan Architects (Corgan) as the design professional and approved Competitive Sealed Proposal (CSP) as the method of construction procurement for the project.

The project architect, Corgan, completed the demolition documents and the District requested proposals. Notification of the request for CSP was sent to local contractors, area chambers of commerce and contractors on a list supplied by the DFW Minority Business Council. Notice of the request for CSP was also advertised in accordance with state law.

Proposals were received from four general contractors and demolition contractors:

- Garrett Demolition, Inc.
- Lindamood, Inc.
- Lloyd D. Nabors Demolition, LLC
- Veit National Corporation

Competitive Sealed Proposals received from the proposers were evaluated based on criteria published in the CSP document:

Price	35%
Qualifications	55%
HUB Participation	10%

An evaluation committee consisting of the Director of Facility Planning and Construction, the Senior Project Manager, the Project Manager, the Design Architect and the Project Architect completed evaluations. Lloyd D. Nabors Demolition, LLC, (Nabors) ranked highest amongst all proposers at 91.97 points. District staff worked with Nabors to ensure that the intended project scope is being addressed and verify the project budget.

The total project budget for demolition of Roark Elementary School is \$665,000. Funding for this project is included in the 2019 Bond Program. The proposed construction contract is less than the original construction budget of \$700,000.

The architect's letter of recommendation for contract award for demolition of Roark Elementary School is attached.

Pending approval of the CSP, work on this abatement and demolition project will begin in the fall of 2023 with final completion expected in December of 2023.

District Administration recommends approval and acceptance of the proposal from Lloyd D. Nabors Demolition, LLC, for a total of \$665,000.

Summary

PROJECT NAME: Roark Elementary Demolition
PHASE - BID PACKAGE: Phase III, BP-1, Project 4
PROJECT #: CSP#24-09

CSP Proposal Budget \$ 700,000

PROPOSAL SELECTION CRITERIA	
Price	35%
HUB Commitment	10%
Qualifications	55%
Total	100%

PROPOSAL EVALUATION								
Proposer	Price	Price Score	HUB Commitment %	HUB Score	Qualifications	Qualifications Score	Total Score	Ranking
Lloyd d. Nabors Demolition, LLC	\$665,000	35.000	20%	10.00	85.40	46.97	91.97	1
Veit National Corporation	\$668,959	34.587	20%	10.00	80.00	44.00	88.59	2
Garrett Demolition, Inc.	\$764,357	26.492	20%	10.00	87.95	48.37	84.86	3
Lindamood Inc.	\$863,968	20.736	20%	10.00	87.65	48.21	78.94	4

8 September 2023

Mr. Kelly Horn
Arlington ISD – Assistant Superintendent of Administration
1201 Colorado Lane
Arlington, Texas 76015

Re: AISD – CSP 24-09 Roark Elementary Demolition Package Project
Recommendation for Award of Contract

Dear Mr. Horn:

On Thursday, September 7, 2023, the Arlington Independent School District received four sealed proposals for CSP 24-09 Roark Elementary Demolition Package.

The proposals consisted of a base proposal and no alternates. All received proposals were from qualified contractors and included the information as required by the proposal documents.

After complete and careful review of the criteria, Corgan and the Arlington ISD evaluation committee has ranked Lloyd D. Nabors Demolition LLC as the top ranked proposer.

We recommend awarding the AISD CSP 24-09 Roark Elementary Demolition Package project to Lloyd D. Nabors Demolition LLC.

We trust this recommendation meets with your approval and look forward to the successful completion of this project.

Sincerely,



Beverly Fornof
Vice President – Senior Project Manager
CORGAN

**Arlington Independent School District
Board of Trustees Communication**

Meeting Date: September 21, 2023	Consent Item
Subject: Budget Amendment #2 – General Operating Fund, Child Nutrition Fund and Capital Projects Fund	

Purpose:

The attached budget amendment contains proposed cross-functional transfers and changes to the General Operating Fund, Child Nutrition Fund and Capital Projects Fund.

General Operating Fund – includes cross-functional transfers with no net impact to this fund.

Child Nutrition Fund – includes cross-functional transfers with no net impact to this fund.

Capital Projects Fund – includes cross-functional transfers, carryover budgets from previously approved projects, and allocations for 2019 Bond Phase IV issued in August 2023, resulting in a net impact of (\$108,556,899).


There are no proposed changes to the Debt Service Fund.

Background:

The Texas Education Agency requires that amendments to the adopted budget be reflected in the official minutes of the Board of Trustees during a given school year.

Recommendation:

Administration recommends approval.

Submitted to: Board of Trustees Arlington Independent School District	Submitted by: 
	Prepared by: Sheena Joslyn
	Date: 77 August 31, 2023

Arlington Independent School District
2023-2024 Budget Amendment #2
General Operating Fund
September 21, 2023

		Adopted Budget 2023-2024	2023-2024 Amended Budget	Proposed Budget Amendment	Proposed Amended Budget
Revenues					
5700	Local & Intermediate Revenue	392,004,362	392,004,362	\$ -	\$ 392,004,362
5800	State Program Revenue	189,058,159	189,058,159	-	189,058,159
5900	Federal Program Revenue	12,478,706	12,478,706	-	12,478,706
	Total Revenues	593,541,227	593,541,227	-	593,541,227
Expenditures					
	<u>Function</u>				
11	Instruction	341,545,572	341,545,572	(7,321)	341,538,251
12	Instructional Resources & Media Services	7,350,707	7,350,707	(500)	7,350,207
13	Curriculum & Staff Development	8,675,830	8,675,830	(24,095)	8,651,735
21	Instructional Administration	13,353,046	13,353,046	30,349	13,383,395
23	School Administration	34,838,234	34,838,234	5,004	34,843,238
31	Guidance & Counseling	31,658,763	31,658,763	(1,021)	31,657,742
32	Attendance & Social Work Service	3,421,574	3,421,574	(1,000)	3,420,574
33	Health Services	8,315,944	8,315,944	400	8,316,344
34	Pupil Transportation	18,523,204	18,523,204	(50)	18,523,154
35	Food Service	521,341	521,341	-	521,341
36	Extracurricular Activities	15,536,737	15,536,737	450	15,537,187
41	General Administration	16,610,309	16,610,309	1,734	16,612,043
51	Plant Maintenance & Operations	62,475,858	62,475,858	50	62,475,908
52	Security	13,121,965	17,621,965	-	17,621,965
53	Computer Processing	13,846,979	13,846,979	(1,500)	13,845,479
61	Community Services	671,266	671,266	(2,500)	668,766
71	Debt Service	3,500	3,500	-	3,500
81	Facility Acquisition & Construction	-	-	-	-
91	Contracted Instructional Services between Public S	6,241,026	6,241,026	-	6,241,026
95	Student Tuition Non-public Schools	75,000	75,000	-	75,000
97	Payments to TIF	-	-	-	-
99	Other Intergovernmental Charges	2,254,372	2,254,372	-	2,254,372
	Total Expenditures	599,041,227	603,541,227	-	603,541,227
	Excess /(Deficiency) of Revenues Over Expenditures	(5,500,000)	(10,000,000)	-	(10,000,000)
Other Financing Sources (Uses)					
	Other Resources	-	-	-	-
	Other Uses	-	-	-	-
	Total Other Financing Sources (Uses)	-	-	-	-
	Surplus / (Deficit)	(5,500,000)	(10,000,000)	-	(10,000,000)

Arlington Independent School District
2023-2024 Budget Amendment #2
Child Nutrition Fund
September 21, 2023

		Adopted Budget 2023-2024	2023-2024 Amended Budget	Proposed Budget Amendment	Proposed Amended Budget
Revenues					
5700	Local & Intermediate Revenue	\$ 4,843,571	\$ 4,843,571		\$ 4,843,571
5800	State Program Revenue	175,000	175,000	-	175,000
5900	Federal Program Revenue	28,399,132	28,399,132	-	28,399,132
	Total Revenues	33,417,703	33,417,703	-	33,417,703
Expenditures					
	Function				
11	Instruction	-	-	-	-
12	Instructional Resources & Media Services	-	-	-	-
13	Curriculum & Staff Development	-	-	-	-
21	Instructional Administration	-	-	-	-
23	School Administration	-	-	-	-
31	Guidance & Counseling	-	-	-	-
32	Attendance & Social Work Service	-	-	-	-
33	Health Services	-	-	-	-
34	Pupil Transportation	-	-	-	-
35	Food Service	34,412,903	34,412,903	-	34,412,903
36	Extracurricular Activities	-	-	-	-
41	General Administration	-	-	-	-
51	Plant Maintenance & Operations	4,800	4,800	-	4,800
52	Security	-	-	-	-
53	Computer Processing	-	-	-	-
61	Community Services	-	-	-	-
71	Debt Service	-	-	-	-
81	Facility Acquisition & Construction	-	-	-	-
95	Student Tuition Non-public Schools	-	-	-	-
97	Payments to TIF	-	-	-	-
99	Other Intergovernmental Charges	-	-	-	-
	Total Expenditures	34,417,703	34,417,703	-	34,417,703
	Excess / (Deficiency) of Revenues Over Expenditures	(1,000,000)	(1,000,000)	-	(1,000,000)
Other Financing Sources (Uses)					
	Other Resources	-	-	-	-
	Other Uses	-	-	-	-
	Total Other Financing Sources (Uses)	-	-	-	-
	Surplus / (Deficit)	(1,000,000)	(1,000,000)	-	(1,000,000)

Arlington Independent School District
2023-2024 Budget Amendment #2
Capital Projects Fund
September 21, 2023

	Adopted Budget 2023-2024	2023-2024 Amended Budget	Proposed Budget Amendment	Proposed Amended Budget
Revenues				
5700 Local & Intermediate Revenue	\$ 1,905,292.00	\$ 1,905,292	\$ -	\$ 1,905,292
5800 State Program Revenue	-	-	-	-
5900 Federal Program Revenue	-	-	-	-
Total Revenues	1,905,292	1,905,292	-	1,905,292
Expenditures				
Function				
11 Instruction	6,072,317	5,864,792	5,339,799	11,204,591
12 Instructional Resources & Media Services	-	-	-	-
13 Curriculum & Staff Development	-	-	-	-
21 Instructional Administration	-	-	-	-
23 School Administration	-	-	-	-
31 Guidance & Counseling	-	-	-	-
32 Attendance & Social Work Service	-	-	-	-
33 Health Services	-	-	-	-
34 Pupil Transportation	2,771,228	2,771,228	3,209,007	5,980,235
35 Food Service	-	-	-	-
36 Extracurricular Activities	116,752	116,752	-	116,752
41 General Administration	27,600	27,600	-	27,600
51 Plant Maintenance & Operations	-	24,060	-	24,060
52 Security	851,862	851,862	4,675,798	5,527,660
53 Computer Processing	9,639,891	9,855,357	3,551,256	13,406,613
61 Community Services	-	-	-	-
71 Debt Service	1,050,000	742,540	-	742,540
81 Facility Acquisition & Construction	462,924,584	462,892,583	91,997,039	554,889,622
95 Student Tuition Non-public Schools	-	-	-	-
97 Payments to TIF	-	-	-	-
99 Other Intergovernmental Charges	-	-	-	-
Total Expenditures	483,454,234	483,146,774	108,772,899	591,919,673
Excess /(Deficiency) of Revenues Over Expenditures	(481,548,942)	(481,241,482)	(108,772,899)	(590,014,381)
Other Financing Sources (Uses)				
Other Resources	102,400,000	100,742,653	-	100,742,653
Other Uses	-	-	-	-
Total Other Financing Sources (Uses)	102,400,000	100,742,653	-	100,742,653
Surplus / (Deficit)	(379,148,942)	(380,498,829)	(108,772,899)	(489,271,728)

Arlington Independent School District
2023-2024 Budget Amendment #2

		General Operating Fund	Child Nutrition Fund	Debt Service Fund	Capital Projects Fund	Total
Revenues						
5700	Local & Intermediate Revenue	\$ 392,004,362	\$ 4,843,571	\$ 120,306,614	\$ 1,905,292	\$ 519,059,839
5800	State Program Revenue	189,058,159	175,000	812,223	-	190,045,382
5900	Federal Program Revenue	12,478,706	28,399,132	198,056	-	41,075,894
Total Revenues		593,541,227	33,417,703	121,316,893	1,905,292	750,181,115
Expenditures						
Function						
11	Instruction	341,538,251	-	-	11,204,591	352,742,842
12	Instructional Resources & Media Services	7,350,207	-	-	-	7,350,207
13	Curriculum & Staff Development	8,651,735	-	-	-	8,651,735
21	Instructional Administration	13,383,395	-	-	-	13,383,395
23	School Administration	34,843,238	-	-	-	34,843,238
31	Guidance & Counseling	31,657,742	-	-	-	31,657,742
32	Attendance & Social Work Service	3,420,574	-	-	-	3,420,574
33	Health Services	8,316,344	-	-	-	8,316,344
34	Pupil Transportation	18,523,154	-	-	5,980,235	24,503,389
35	Food Service	521,341	34,412,903	-	-	34,934,244
36	Extracurricular Activities	15,537,187	-	-	116,752	15,653,939
41	General Administration	16,612,043	-	-	27,600	16,639,643
51	Plant Maintenance & Operations	62,475,908	4,800	-	24,060	62,504,768
52	Security	17,621,965	-	-	5,527,660	23,149,625
53	Computer Processing	13,845,479	-	-	13,406,613	27,252,092
61	Community Services	668,766	-	-	-	668,766
71	Debt Service Principal	3,500	-	106,715,500	742,540	107,461,540
72	Debt Service Interest	-	-	-	-	-
73	Bond Issuance Cost and Fees	-	-	-	-	-
81	Facility Acquisition & Construction	-	-	-	554,889,622	554,889,622
91	Contracted Instructional Services (Ch. 49 Recapture)	6,241,026	-	-	-	6,241,026
95	Student Tuition Non-public Schools	75,000	-	-	-	75,000
97	Payments to TIF	-	-	-	-	-
99	Other Intergovernmental Charges	2,254,372	-	-	-	2,254,372
Total Expenditures		603,541,227	34,417,703	106,715,500	591,919,673	1,336,594,103
Excess /(Deficiency) of Revenues Over Expenditures		(10,000,000)	(1,000,000)	14,601,393	(590,014,381)	(586,412,988)
Other Resources/Uses						
7000	Other Resources	-	-	49,851,853	100,742,653	150,594,506
8000	Other Uses	-	-	49,490,340	-	49,490,340
Total Other		-	-	361,513	100,742,653	101,104,166
Budgeted Surplus/(Deficit)		(10,000,000)	(1,000,000)	14,962,906	(489,271,728)	(485,308,822)

Arlington Independent School District Board of Trustees Communication

Meeting Date:	September 21, 2023	Consent Item
Subject:	Purchases Greater Than \$50,000	

Purpose:

To provide the Board of Trustees the opportunity to approve the purchase of goods and services greater than \$50,000.

Background:

Board policy CH (LOCAL) "delegates to the Superintendent the authority to make budgeted purchases for goods or services. However, any single, budgeted purchase of goods or services that costs \$50,000 or more, regardless of whether the goods or services are competitively purchased, shall require Board approval before a transaction may take place."

Attached are the Purchases Greater Than \$50,000 for September 21, 2023.

Recommendation:

Administration recommends approval of the Purchases Greater Than \$50,000.

Submitted to: Board of Trustees Arlington Independent School District	Submitted by: 
	Prepared by: Lisa Phillips
	Date: September 5, 2023

Arlington Independent School District
Purchases Greater than \$50,000
Date: September 21, 2023

Control No.	AISD Department	Budget Owner	Vendor Name	Goods or Services	Estimated Amount	Fund Source	Purchase Method
23-09-21-01	Special Education	Cindy Brown	Merakey Allos	Private Day School	\$155,586	Federal	Interlocal Agreement
23-09-21-02	Special Education	Cindy Brown	News2You	Renewal of ULS/N2Y/SymbolStix site license for SPED Curriculum	\$90,000	Local	23-77
23-09-21-03	Special Education	Cindy Brown	Bill Nichols	Licensed School Psychologist	\$50,400	Local	24-06
23-09-21-04	Special Education	Cindy Brown	Erik Espinosa Evaluation Services, PLLC	Licensed School Psychologist	\$70,000	Local	24-06
23-09-21-05	Special Education	Cindy Brown	PEGS (Professional Education and Growth Services, PLLC)	Licensed School Psychologist	\$51,000	Local	24-06
23-09-21-06	Special Education	Cindy Brown	Afton Brown	Licensed School Psychologist	\$61,200	Local	24-06
23-09-21-07	Special Education	Cindy Brown	Ratonya Lee	SPED Counseling Services	\$54,000	Local	24-06
23-09-21-08	Special Education	Cindy Brown	Spectrum Consulting	Board Certified Behavior Analyst	\$72,000	Federal	24-06
23-09-21-09	Curriculum & Instruction	Jaime MacDougall	Houghton Mifflin Harcourt	Writeable Subscription	\$220,000	Local	21-45
23-09-21-10	Facilities	Kelly Horn	Multiple	Concrete Patching, Paving, Curbs and Related Services	\$75,000	Local	EPCNT
23-09-21-11	Facilities	Kelly Horn	Multiple	HVAC Equipment, Installation, Service and Related Services	\$500,000	Local	TASB BUYBOARD
23-09-21-12	Facilities	Kelly Horn	HVAC RNTL	Temporary Chiller Rentals	\$75,000	Local	EPCNT
23-09-21-13	Facilities	Kelly Horn	AC Supply	HVAC Supplies	\$60,000	Local	24-02
23-09-21-14	Facilities	Kelly Horn	Texas Air Systems	HVAC Supplies	\$60,000	Local	23-32
23-09-21-15	Facilities	Kelly Horn	Trane	HVAC Supplies	\$250,000	Local	TASB BUYBOARD
23-09-21-16	Facilities	Kelly Horn	Johnson Controls	HVAC Supplies	\$60,000	Local	TIPS
23-09-21-17	Facilities	Kelly Horn	Environmatics	HVAC Supplies	\$60,000	Local	TASB BUYBOARD
23-09-21-18	Facilities	Kelly Horn	EX3 Buidling Vault	Facilities Software	\$216,000	Capital Projects	21-46
23-09-21-19	Post Secondary Partnerships	Tamela Horton	REV Entertainment	Globe Life Field for 2024 Graduations	\$225,000	Local	Non-Competitive Purchase- Venue

**Arlington Independent School District
Board of Trustees Communication**

Meeting Date: September 21, 2023	Consent Item
Subject: Monthly Financial Report	

Purpose:


The attached financial report provides information about the results of operations through the month of July 2023.

Background:

Monthly, the District's financial report is presented to provide the Board summarized information about funds received and expended through the Board approved funds. In addition, summarized information is provided for Special Revenue Funds and Tax Collections.

Recommendation:

Administration recommends approval of the Monthly Financial Report.

Submitted to: Board of Trustees Arlington Independent School District	Submitted by: 
	Prepared by: Bridget Lewis
	Date: September 8, 2023



Arlington
INDEPENDENT SCHOOL DISTRICT
More Than a Remarkable Education

MONTHLY FINANCIAL REPORT

For the period ending July 31, 2023

ARLINGTON INDEPENDENT SCHOOL DISTRICT
STATEMENT OF REVENUES AND EXPENDITURES
GENERAL FUND 161-199
FOR THE ONE MONTH ENDING JULY 31, 2023

	CURRENT YEAR 2023-2024				PRIOR YEAR 2022-2023			
	Original Budget	Amended Budget	Actual Year to Date	Actual to Budget	Original Budget	Amended Budget	Actual Year to Date	Actual to Budget
REVENUES:								
57XX - Local and Intermediate Sources	\$ 392,004,362	\$ 392,004,362	\$ 1,377,854	0%	\$ 361,716,666	\$ 361,716,666	\$ 511,199	0%
58XX - State Program Revenues	189,058,159	189,058,159	-	0%	200,077,584	200,077,584	-	0%
59XX - Federal Program Revenues	12,478,706	12,478,706	53,662	0%	11,590,435	11,590,435	63,804	1%
Total Revenues	\$ 593,541,227	\$ 593,541,227	\$ 1,431,517	0%	\$ 573,384,685	\$ 573,384,685	\$ 575,003	0%
EXPENDITURE SUMMARY BY FUNCTION:								
11 - Instructional	\$ 341,545,572	\$ 341,545,572	\$ 3,251,197	1%	\$ 367,758,738	\$ 367,758,738	\$ 3,609,094	1%
12 - Instructional Resources and Media Services	7,350,707	7,350,707	67,664	1%	7,345,382	7,345,382	59,406	1%
13 - Curriculum and Instructional Staff Development	8,675,830	8,675,830	435,879	5%	8,062,137	8,062,137	421,826	5%
21 - Instructional Leadership	13,353,046	13,353,046	1,169,989	9%	14,351,412	14,351,412	1,003,880	7%
23 - School Leadership	34,838,234	34,838,234	1,821,487	5%	34,882,270	34,882,270	1,800,939	5%
31 - Guidance, Counseling and Evaluation	31,658,763	31,658,763	1,330,071	4%	32,406,475	32,406,475	1,549,248	5%
32 - Social Work Services	3,421,574	3,421,574	159,980	5%	3,360,311	3,360,311	147,219	4%
33 - Health Services	8,315,944	8,315,944	63,811	1%	7,933,480	7,933,480	57,708	1%
34 - Student (Pupil) Transportation	18,523,204	18,523,204	349,632	2%	18,657,388	18,657,388	97,248	1%
35 - Food Services	521,341	521,341	-	0%	-	-	-	0%
36 - Cocurricular/Extra Curricular Activities	15,536,737	15,536,737	406,942	3%	13,714,529	13,714,529	373,772	3%
41 - General Administration	16,610,309	16,610,309	1,008,029	6%	15,946,523	15,946,523	1,105,545	7%
51 - Plant Maintenance and Facility Services	62,475,858	62,475,858	1,263,969	2%	57,904,511	57,904,511	1,157,821	2%
52 - Security and Monitoring Services	13,121,965	13,121,965	297,555	2%	10,720,550	10,720,550	160,200	1%
53 - Data Processing Services	13,846,979	13,846,979	1,140,488	8%	12,889,968	12,889,968	683,118	5%
61 - Community Services	671,266	671,266	33,904	5%	578,417	578,417	28,475	5%
71 - Debt Administration - Principal	3,500	3,500	-	0%	732,604	732,604	-	0%
72 - Interest on Long Term Debt	-	-	-	0%	-	-	-	0%
81 - Facilities and Acquisition & Construction	-	-	-	0%	5,000	5,000	-	0%
91 - Contracted Instructional Services	6,241,026	6,241,026	-	0%	-	-	-	0%
95 - Payments to Juvenile Justice Alternative Program	75,000	75,000	-	0%	75,000	75,000	-	0%
99 - Other intergovernmental Charges	2,254,372	2,254,372	562,318	25%	2,197,310	2,197,310	-	0%
Total Expenditures	\$ 599,041,227	\$ 599,041,227	\$ 13,362,914	2%	\$ 609,522,005	\$ 609,522,005	\$ 12,255,501	2%
Excess (Deficiency) of Revenues Over Expenditures	\$ (5,500,000)	\$ (5,500,000)	\$ (11,931,398)		\$ (36,137,320)	\$ (36,137,320)	\$ (11,680,498)	
EXPENDITURE SUMMARY BY OBJECT:								
61XX - Payroll Costs	\$ 509,859,795	\$ 509,845,381	\$ 10,638,784	2%	\$ 537,361,310	\$ 537,361,310	\$ 9,734,471	2%
62XX - Professional and Contracted Services	44,475,170	44,447,878	394,207	1%	34,381,802	34,381,802	698,817	2%
63XX - Supplies and Materials	23,733,960	23,959,307	908,778	4%	18,298,502	18,298,502	425,026	2%
64XX - Other Operating Expenses	15,855,660	15,877,277	736,652	5%	10,757,798	10,757,798	308,574	3%
65XX - Debt Administration	-	3,500	-	0%	589,164	589,164	-	0%
66XX - Capital Outlay Expenses	5,116,642	4,907,884	684,494	14%	8,133,428	8,133,428	1,088,613	13%
Total Expenditures	\$ 599,041,227	\$ 599,041,227	\$ 13,362,914	2%	\$ 609,522,005	\$ 609,522,005	\$ 12,255,501	2%
Excess (Deficiency) of Revenues Over Expenditures	\$ (5,500,000)	\$ (5,500,000)	\$ (11,931,398)		\$ (36,137,320)	\$ (36,137,320)	\$ (11,680,498)	
OTHER FINANCING SOURCES (USES):								
79XX - Other Financing Resources	-	-	-	0%	4,015,050	4,015,050	113,211	3%
89XX - Other Financing Uses	-	-	-	0%	-	-	-	0%
Total Other Financing Sources (Uses)	\$ -	\$ -	\$ -		\$ 4,015,050	\$ 4,015,050	\$ 113,211	
Surplus/(Deficit)	\$ (5,500,000)	\$ (5,500,000)	\$ (11,931,398)		\$ (32,122,270)	\$ (32,122,270)	\$ (11,567,287)	

**ARLINGTON INDEPENDENT SCHOOL DISTRICT
STATEMENT OF REVENUES AND EXPENDITURES
STUDENT NUTRITION - FUND 240
FOR THE ONE MONTH ENDING JULY 31, 2023**

	CURRENT YEAR 2023-2024				PRIOR YEAR 2022-2023			
	Original Budget	Amended Budget	Actual Year to Date	Actual to Budget	Original Budget	Amended Budget	Actual Year to Date	Actual to Budget
REVENUES:								
57XX - Local and Intermediate Sources	\$ 4,843,571	\$ 4,843,571	\$ 66,809	1%	\$ 1,616,850	\$ 1,616,850	\$ 16,278	1%
58XX - State Program Revenues	175,000	175,000	-	0%	175,000	175,000	-	0%
59XX - Federal Program Revenues	28,399,132	28,399,132	-	0%	30,837,799	30,837,799	-	0%
Total Revenues	\$ 33,417,703	\$ 33,417,703	\$ 66,809	0%	\$ 32,629,649	\$ 32,629,649	\$ 16,278	0%
EXPENDITURE SUMMARY BY FUNCTION:								
35 - Food Services	\$ 34,412,903	\$ 34,412,903	\$ 582,089	2%	\$ 32,605,023	\$ 32,605,023	\$ 224,169	1%
51 - Plant Maintenance and Facility Services	4,800	4,800	-	0%	24,626	24,626	251	1%
Total Expenditures	\$ 34,417,703	\$ 34,417,703	\$ 582,089	2%	\$ 32,629,649	\$ 32,629,649	\$ 224,420	1%
Excess (Deficiency) of Revenues Over Expenditures	\$ (1,000,000)	\$ (1,000,000)	\$ (515,280)		\$ -	\$ -	\$ (208,142)	
EXPENDITURE SUMMARY BY OBJECT:								
61XX - Payroll Costs	\$ 16,431,381	\$ 16,431,381	\$ 219,966	1%	\$ 16,361,551	\$ 16,361,551	\$ 160,172	1%
62XX - Professional and Contracted Services	1,454,524	1,454,524	53,148	4%	724,527	724,527	4,196	1%
63XX - Supplies and Materials	15,792,421	15,792,421	139,906	1%	14,895,990	14,895,990	50,869	0%
64XX - Other Operating	218,631	218,631	169,069	77%	197,582	197,582	9,183	5%
65XX - Debt Administration	-	-	-	0%	-	-	-	0%
66XX - Capital Outlay	520,746	520,746	-	0%	450,000	450,000	-	0%
Total Expenditures	\$ 34,417,703	\$ 34,417,703	\$ 582,089	2%	\$ 32,629,649	\$ 32,629,649	\$ 224,420	1%
Excess (Deficiency) of Revenues Over Expenditures	\$ (1,000,000)	\$ (1,000,000)	\$ (515,280)		\$ -	\$ -	\$ (208,142)	
OTHER FINANCING SOURCES (USES):								
79XX - Other Financing Sources	\$ -	\$ -	\$ -	0%	\$ -	\$ -	\$ -	0%
89XX - Other Financing Uses	-	-	-	0%	-	-	-	0%
Total Other Financing Sources (Uses)	\$ -	\$ -	\$ -		\$ -	\$ -	\$ -	
Surplus/(Deficit)	\$ (1,000,000)	\$ (1,000,000)	\$ (515,280)		\$ -	\$ -	\$ (208,142)	

**ARLINGTON INDEPENDENT SCHOOL DISTRICT
STATEMENT OF REVENUES AND EXPENDITURES
DEBT SERVICE - FUND 599
FOR THE ONE MONTH ENDING JULY 31, 2023**

	CURRENT YEAR 2023-2024				PRIOR YEAR 2022-2023			
	Original Budget	Amended Budget	Actual Year to Date	Actual to Budget	Original Budget	Amended Budget	Actual Year to Date	Actual to Budget
REVENUES:								
57XX - Local and Intermediate Sources	\$ 120,306,614	\$ 120,306,614	\$ 315,568	0%	\$ 102,302,212	\$ 102,302,212	\$ 72,306	0%
58XX - State Program Revenues	812,223	812,223	-	0%	712,598	712,598	-	0%
59XX - Federal Program Revenues	198,056	198,056	-	0%	264,003	264,003	-	0%
Total Revenues Total	\$ 121,316,893	\$ 121,316,893	\$ 315,568	0%	\$ 103,278,813	\$ 103,278,813	\$ 72,306	0%
EXPENDITURE SUMMARY BY FUNCTION:								
71 - Debt Service	\$ 121,316,893	\$ 121,316,893	\$ 16,075	0%	\$ 98,164,674	\$ 98,164,674	\$ 2,950	0%
Total Expenditures Total	\$ 121,316,893	\$ 121,316,893	\$ 16,075	0%	\$ 98,164,674	\$ 98,164,674	\$ 2,950	0%
Excess (Deficiency) of Revenues Over Expenditures	\$ -	\$ -	\$ 299,493		\$ 5,114,139	\$ 5,114,139	\$ 69,356	
EXPENDITURE SUMMARY BY OBJECT:								
62XX - Professional and Contracted Services	\$ 24,500	\$ 24,500	\$ 16,075	66%	\$ -	\$ -	\$ -	0%
65XX - Debt Services	121,292,393	121,292,393	-	0%	98,164,674	98,164,674	2,950	0%
Total Expenditures Total	\$ 121,316,893	\$ 121,316,893	\$ 16,075	0%	\$ 98,164,674	\$ 98,164,674	\$ 2,950	0%
Excess (Deficiency) of Revenues Over Expenditures	\$ -	\$ -	\$ 299,493		\$ 5,114,139	\$ 5,114,139	\$ 69,356	
OTHER FINANCING SOURCES (USES):								
79XX - Other Financing Sources	\$ 49,500,000	\$ 49,500,000	\$ -	0%	\$ -	\$ -	\$ -	0%
89XX - Other Financing Uses	49,000,000	49,000,000	-	0%	-	-	-	0%
Total Other Financing Sources (Uses)	\$ 500,000	\$ 500,000	\$ -		\$ -	\$ -	\$ -	
Surplus/(Deficit)	\$ 500,000	\$ 500,000	\$ 299,493		\$ 5,114,139	\$ 5,114,139	\$ 69,356	

**ARLINGTON INDEPENDENT SCHOOL DISTRICT
STATEMENT OF REVENUES AND EXPENDITURES
CAPITAL PROJECTS - FUND 640-699
FOR THE ONE MONTH ENDING JULY 31, 2023**

	CURRENT YEAR 2023-2024				PRIOR YEAR 2022-2023			
	Original Budget	Amended Budget	Actual Year to Date	Actual to Budget	Original Budget	Amended Budget	Actual Year to Date	Actual to Budget
REVENUES:								
57XX - Local and Intermediate Sources	\$ 1,905,292	\$ 1,905,292	\$ 2,110,823	111%	\$ 177,444	\$ 177,444	\$ 653,578	368%
58XX - State Program Revenues	-	-	-	0%	-	-	-	0%
59XX - Federal Program Revenues	-	-	-	0%	-	-	-	0%
Total Revenues	Total \$ 1,905,292	\$ 1,905,292	\$ 2,110,823	111%	\$ 177,444	\$ 177,444	\$ 653,578	368%
EXPENDITURE SUMMARY BY FUNCTION:								
11 - Instructional	\$ 6,072,317	\$ 6,072,317	\$ 60,631	1%	\$ 16,258,781	\$ 16,258,781	\$ 297,641	2%
13 - Curriculum and Instructional Staff Development	-	-	-	0%	-	-	-	0%
34 - Student (Pupil) Transportation	2,771,228	2,771,228	-	0%	3,941,858	3,941,858	14,700	0%
36 - Cocurricular/Extra Curricular Activities	116,752	116,752	-	0%	370,000	370,000	-	0%
41 - Audit Services	27,600	27,600	-	0%	-	-	-	0%
51 - Plant Maintenance and Facility Services	-	-	-	0%	3,906,004	3,906,004	-	0%
52 - Security and Monitoring Services	851,862	851,862	-	0%	1,200,000	1,200,000	-	0%
53 - Data Processing Services	9,639,891	9,639,891	380,416	4%	22,197,334	22,197,334	35,828	0%
71 - Debt Service	1,050,000	1,050,000	-	0%	-	-	-	0%
81 - Facilities and Acquisition & Construction	462,924,584	462,924,584	8,087,111	2%	486,315,232	486,315,232	2,814,620	1%
Total Expenditures	Total \$ 483,454,234	\$ 483,454,234	\$ 8,528,158	2%	\$ 534,189,209	\$ 534,189,209	\$ 3,162,790	1%
Excess (Deficiency) of Revenues Over Expenditures	\$ (481,548,942)	\$ (481,548,942)	\$ (6,417,335)		\$ (534,011,765)	\$ (534,011,765)	\$ (2,509,212)	
EXPENDITURE SUMMARY BY OBJECT:								
61XX - Payroll Costs	\$ -	\$ -	\$ -	0%	\$ -	\$ -	\$ -	0%
62XX - Professional and Contracted Services	3,438,547	3,438,547	5,537	0%	7,812,696	7,822,696	-	0%
63XX - Supplies	6,811,420	6,843,421	76,399	1%	25,613,862	22,368,411	22,337	0%
64XX - Other Operating Expenses	-	-	-	0%	-	-	-	0%
65XX - Debt Services	1,050,000	1,050,000	-	0%	-	-	-	0%
66XX - Capital Outlay Expenses	472,154,267	470,937,266	8,446,222	2%	500,762,651	503,998,102	3,140,453	1%
Total Expenditures	Total \$ 483,454,234	\$ 482,269,234	\$ 8,528,158	2%	\$ 534,189,209	\$ 534,189,209	\$ 3,162,790	1%
Excess (Deficiency) of Revenues Over Expenditures	\$ (481,548,942)	\$ (481,548,942)	\$ (6,417,335)		\$ (534,011,765)	\$ (534,011,765)	\$ (2,509,212)	
OTHER FINANCING SOURCES (USES):								
79XX - Other Financing Sources	\$ 102,400,000	\$ 102,400,000	\$ -	0%	\$ 143,282,355	\$ 143,282,355	\$ 1,989,596	1%
89XX - Other Financing Uses	-	-	-	0%	-	-	-	0%
Total Other Financing Sources (Uses)	\$ 102,400,000	\$ 102,400,000	\$ -		\$ 143,282,355	\$ 143,282,355	\$ 1,989,596	
Surplus/(Deficit)	\$ (379,148,942)	\$ (379,148,942)	\$ (6,417,335)		\$ (390,729,410)	\$ (390,729,410)	\$ (519,617)	

1185000

**ARLINGTON INDEPENDENT SCHOOL DISTRICT
SPECIAL REVENUE FUNDS
FOR THE PERIOD ENDING JULY 31, 2023**

Fund	Grant Year	Grant Period	Title	Grant Award	Activity-to-Date	Amount Remaining	% Remaining
244	2023	7/1/22 - 8/15/23	Carl D. Perkins	869,611	869,611	-	0%
206	2023	9/1/22 - 8/31/23	Texas Ed for Homeless Children & Youth	261,395	201,716	59,679	23%
220	2023	7/1/22 - 8/31/23	Adult Education	633,932	603,149	30,782	5%
211	2023	7/1/22 - 9/30/23	Title I, Part A	25,473,418	14,418,256	11,055,162	43%
216	2022	7/8/21 - 9/30/23	Focused Support School Improvement	679,148	606,152	72,996	11%
216	2023	10/19/22 - 9/30/23	School Improvement Grant	71,570	13,462	58,108	81%
224	2023	7/1/22 - 9/30/23	IDEA-Part B, Formula	13,542,480	13,317,397	225,083	2%
225	2023	7/1/22 - 9/30/23	IDEA-Part B, Preschool	245,776	231,789	13,987	6%
255	2023	7/1/22 - 9/30/23	Title II, Part A Teacher Training	2,743,599	1,676,879	1,066,720	39%
255	2023	1/26/22 - 9/30/23	Principal Residency Grant Cycle 5	700,000	697,223	2,777	0%
263	2023	7/1/22 - 9/30/23	Title III, Part A	2,278,354	1,336,665	941,689	41%
280	2023	8/25/22 - 9/30/24	ARP Homeless II	837,481	65,192	772,289	92%
284	2023	2/23/22 - 9/30/23	IDEA-Part B, Formula ARP	2,182,378	499,431	1,682,947	77%
285	2023	2/23/22 - 9/30/23	IDEA-Part B, Preschool ARP	150,493	-	150,493	100%
288	2023	7/1/22 - 9/30/23	Title IV, Part A, Subpart 1	2,319,105	1,028,801	1,290,304	56%
278	2022	1/28/22 - 8/31/24	ARP Homeless I - TEHCY Supplemental	500,060	152,227	347,833	70%
279	2023	11/5/21 - 8/31/24	TCLAS - ESSER III	103,000	-	103,000	100%
211	2024	7/1/23 - 9/30/24	Title I, Part A	19,179,026	242,144	18,936,882	99%
220	2024	7/1/23 - 6/30/24	Adult Education	618,844	-	618,844	100%
224	2024	7/1/23 - 9/30/24	IDEA-Part B, Formula	10,938,347	93,301	10,845,046	99%
244	2024	7/1/23 - 8/15/24	Carl D. Perkins	632,729	48,358	584,371	92%
225	2024	7/1/23 - 9/30/24	IDEA-Part B, Preschool	219,995	-	219,995	100%
255	2024	7/1/23 - 9/30/24	Title II, Part A Teacher Training	2,150,213	83,541	2,066,672	96%
263	2024	7/1/23 - 9/30/24	Title III, Part A	1,580,481	64,028	1,516,453	96%
263	2024	7/1/23 - 9/30/24	Title III, Part A - Immigrant	204,573	-	204,573	100%
288	2024	7/1/23 - 9/30/24	Title IV, Part A, Subpart 1	1,488,244	-	1,488,244	100%
			Federal Grants Total	90,604,252	36,249,323	54,354,928	60%
429	2023	7/1/22 - 8/31/23	State Funded Special Revenue	5,101,174	392,331	4,708,843	92%
435	2023	9/1/22 - 8/31/23	SSA - State Deaf	709,131	477,736	231,395	33%
315	2023	7/1/22 - 9/30/23	SSA-IDEA-B Discretionary Deaf	142,580	100,851	41,729	29%
429	2022	11/5/21 - 5/31/24	State Funded Special Revenue	2,370,689	1,426,608	944,081	40%
397	2024	7/1/22 - 6/30/24	AP/IB Reimbursement & Teacher Training	31,302	7,562	23,740	76%
410	2024	7/1/23 - 6/30/24	Instructional Materials Allotment	8,263,399	1,462,926	6,800,473	82%
315	2024	7/1/23 - 9/30/24	SSA-IDEA-B Discretionary Deaf	118,932	-	118,932	100%
			State Grants Total	16,737,207	3,868,014	12,869,193	77%
497	2020	7/1/19 - 6/30/24	Arlington ISD Education Foundation	271,440	230,418	41,022	15%
497	2021	7/1/20 - 6/30/24	Arlington ISD Education Foundation	191,987	174,195	17,792	9%
497	2022	7/1/21 - 6/30/24	Arlington ISD Education Foundation	31,700	27,761	3,939	12%
497	2023	7/1/22 - 6/30/24	Arlington ISD Education Foundation	311,982	211,501	100,481	0%
497	2024	7/1/23 - 6/30/24	Arlington ISD Education Foundation	211,844	-	211,844	0%
			Local Grants Total	1,018,953	643,875	375,078	37%
			Grants Grand Total	108,360,411	40,761,212	67,599,199	62%

Note: Most grants are funded on a reimbursement basis. The district must pay expenditures on the grant prior to requesting the revenue to reimburse the expenditures.

**ARLINGTON INDEPENDENT SCHOOL DISTRICT
SPECIAL REVENUE FUNDS - ESSER
FOR THE PERIOD ENDING JULY 31, 2023**

Fund	Grant Year	Grant Period	Title	Grant Award	Budget - Indirect Cost	Budget - FY 2020	Budget - FY 2021	Budget - FY 2022	Budget - FY 2023	Budget - FY 2024	Activity-to-Date	Amount Remaining	% Remaining
266	2021	8/4/20 - 9/30/22	ESSER I (CARES Act)	15,005,203	1,462,495	13,062,488	472,187	8,034	-	-	13,542,708	-	0%
281	2022	10/15/21 - 9/30/23	ESSER II (CRRSA Act)	59,962,913	5,563,608	-	-	46,290,058	8,109,247	-	54,399,305	-	0%
282	2022	7/15/21 - 9/30/24	ESSER III (ARP Act)	134,711,689	7,446,894	-	-	43,208,735	43,208,735	40,847,325	80,131,607	47,133,188	35%
			Grants Grand Total	209,679,805	14,472,997	13,062,488	472,187	89,506,827	51,317,982	40,847,325	148,073,620	47,133,188	22%

Note: Elementary and Secondary School Emergency Relief Fund (ESSER)

Grants are funded on a reimbursement basis. The district must pay expenditures on the grant prior to requesting the revenue to reimburse the expenditures.

**ARLINGTON INDEPENDENT SCHOOL DISTRICT
TAX COLLECTIONS REPORT
FOR THE PERIOD ENDING JULY 31, 2023**

Tax Year	7/1/2023 Beginning Balance	Current Year Original Levy	Adjustments To-Date	Adjusted Levy	Collections To-Date	7/31/2023 Outstanding Balance
2022 and Prior	\$ 16,227,455		\$ (1,179,108)	\$ 15,048,347	\$ 1,088,217 ¹	\$ 13,960,130
2023 ²		-	-	-	-	-
TOTALS	\$ 16,227,455	\$ -	\$ (1,179,108)	\$ 15,048,347	\$ 1,088,217	\$ 13,960,130

	Collections MTD Amount	Collections Fiscal YTD Amount	% of Adjusted Levy	Prior Year Collections FYTD Amount	% of Adjusted Levy
Current Taxes	\$ -	\$ -	0.00%	\$ -	0.00%
Delinquent Taxes	1,088,217	1,088,217 ¹	7.23%	1,834,474	10.03%
Penalty, Interest, Misc	146,565	146,565		141,811	
Total Tax Collections	\$ 1,234,782	\$ 1,234,782		\$ 1,976,285	

¹ \$1,088,217 in collections was recognized in the 2022-23 fiscal year

² Tax Year is October - September

**Arlington Independent School District
Board of Trustees Communication**

Meeting Date: September 21, 2023	Consent Item
Subject: Monthly Investment Report	

Purpose:


To provide the Board of Trustees with a report of investment activity through the month ending July 31, 2023.

Background:

This internal management report is provided in accordance with the Public Funds Investment Act, Chapter 2256.023 Government Code. The report provides information about the investment portfolio and is required to be presented not less than quarterly. This information is provided each month for review.

Recommendation:

Administration recommends approval of the Monthly Investment Report.

Submitted to: Board of Trustees Arlington Independent School District	Submitted by: 
	Prepared by: Donald Tate
	Date: September 7, 2023



INVESTMENT PORTFOLIO SUMMARY

*For the Month Ending
July 31, 2023*





ARLINGTON
 INDEPENDENT SCHOOL DISTRICT
 Monthly Report | July 31, 2023

COMPLIANCE | This report was prepared by Arlington ISD in accordance with Chapter 2256 of the Texas Public Funds Investment Act ("PFIA"). Section 2256.023(a) of the PFIA states that: "Not less than quarterly, the investment officer shall prepare and submit to the governing body of the entity a written report of the investment transactions for all funds covered by this chapter for the preceding reporting period." This report is signed by the District's investment officers and includes the disclosures required in the PFIA. To the extent possible, market prices have been obtained from independent pricing sources.

The investment portfolio complies with the PFIA and the District's approved Investment Policy and Strategy throughout the period. All investment transactions made in the portfolio during this period were made on behalf of the Entity and were made in full compliance with the PFIA and the approved Investment Policy.

Total Rate of Return Annualized: 5.60%
 Interest Earned During the Period: \$ 3,769,710.63
 Interest Earned Fiscal Year to Date: \$ 3,769,710.63

Asset Class	Face Amount/Shares	Market Value	Book Value	% of Portfolio	YTM @ Cost	Days To Maturity
199 Local Maintenance	256,280,444.43	256,095,786.43	256,297,970.49	30.96	5.19	37
240 Food Service	10,836,554.09	10,836,554.09	10,836,554.09	1.31	5.30	1
599 Debt Service	64,326,187.99	64,326,187.99	64,326,187.99	7.77	5.30	1
650 Construction 2019	380,807,577.81	380,807,577.81	380,807,577.81	45.99	5.25	1
699 Construction Local	92,526,185.50	92,526,185.50	92,526,185.50	11.18	5.30	1
800 Operations Other	23,162,237.27	23,162,237.27	23,162,237.27	2.80	5.30	1
Total / Average	827,939,187.09	827,754,529.09	827,956,713.15	100.00	5.24	12

Darla MOSS

Darla MOSS (Sep 7, 2023 16:21 CDT)

Chief Financial Officer

Bridget Lewis

Executive Director of Financial Services

Donald M. Fabe

Treasurer

Carla MARTIN

Assistant Superintendent of Financial Services

Sheena JOSLYN

Director of Budget and Finance



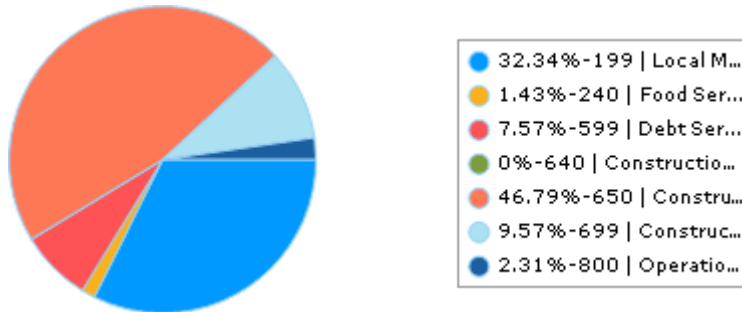
Arlington Independent School District TX Distribution by Asset Class - Market Value All Portfolios

Begin Date: 6/30/2023, End Date: 7/31/2023

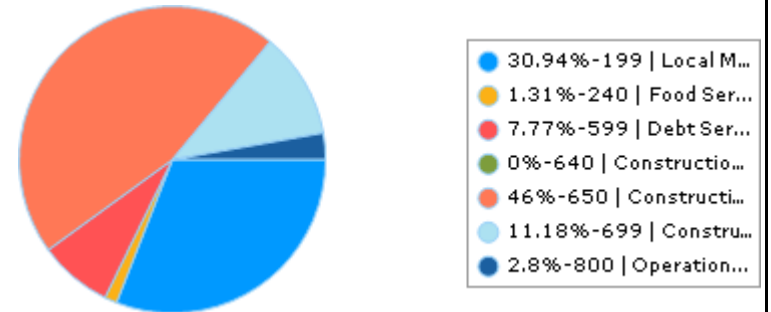
Asset Class Allocation

Asset Class	Market Value 6/30/2023	% of Portfolio 6/30/2023	Market Value 7/31/2023	% of Portfolio 7/31/2023
199 Local Maintenance	267,892,119.52	32.34	256,095,786.43	30.94
240 Food Service	11,804,525.90	1.43	10,836,554.09	1.31
599 Debt Service	62,667,865.86	7.57	64,326,187.99	7.77
640 Construction 2014	719.47	0.00	0.00	0.00
650 Construction 2019	387,550,095.65	46.79	380,807,577.81	46.00
699 Construction Local	79,243,352.32	9.57	92,526,185.50	11.18
800 Operations Other	19,112,476.59	2.31	23,162,237.27	2.80
Total / Average	828,271,155.31	100.00	827,754,529.09	100.00

Portfolio Holdings as of 6/30/2023



Portfolio Holdings as of 7/31/2023



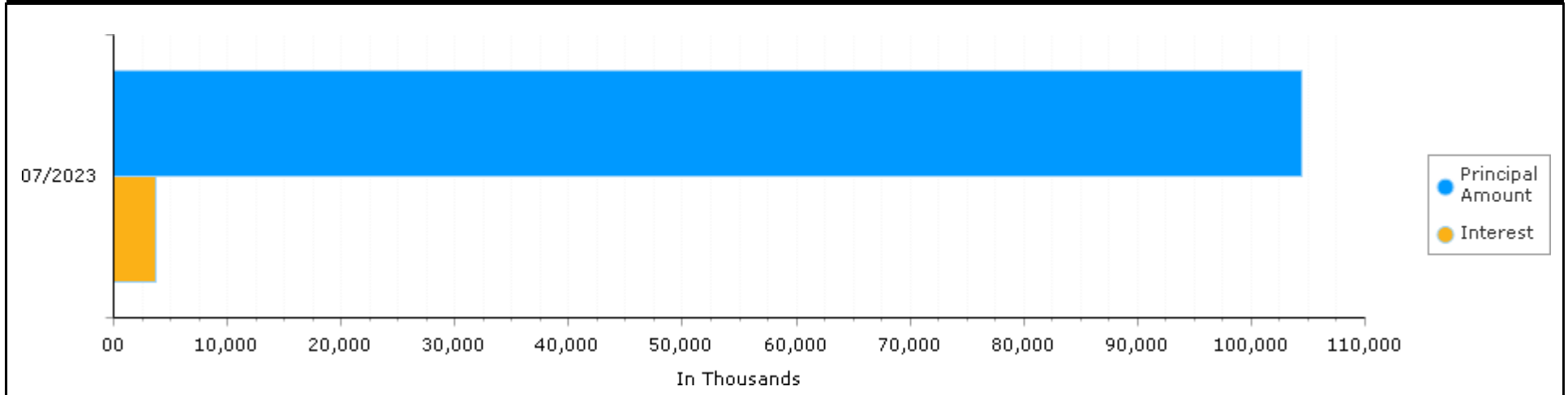


Arlington Independent School District TX Portfolio Summary by Month All Portfolios

Begin Date: 6/30/2023, End Date: 7/31/2023

Month	Market Value	Book Value	Unrealized Gain/Loss	YTM @ Cost	YTM @ Market	Duration	Days To Maturity
7/31/2023	827,754,529.09	827,956,713.15	-202,184.06	5.24	5.27	0.03	12
Total / Average	827,754,529.09	827,956,713.15	-202,184.06	5.24	5.27	0.03	12

Actual Cash Flow





Arlington Independent School District TX
Total Rate of Return - Book Value by Month
All Portfolios

Begin Date: 6/30/2023, End Date: 7/31/2023

Month	Beginning BV + Accrued Interest	Interest Earned During Period-BV	Realized Gain/Loss-BV	Investment Income-BV	Average Capital Base-BV	TRR-BV	Annualized TRR-BV	Treasury 1 Month
7/31/2023	828,812,468.57	3,769,710.63	0.00	3,769,710.63	828,340,172.84	0.46	5.60	5.39



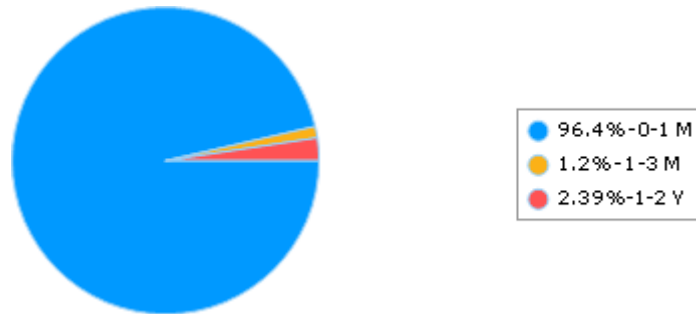
Arlington Independent School District TX Distribution by Maturity Range - Market Value All Portfolios

Begin Date: 6/30/2023, End Date: 7/31/2023

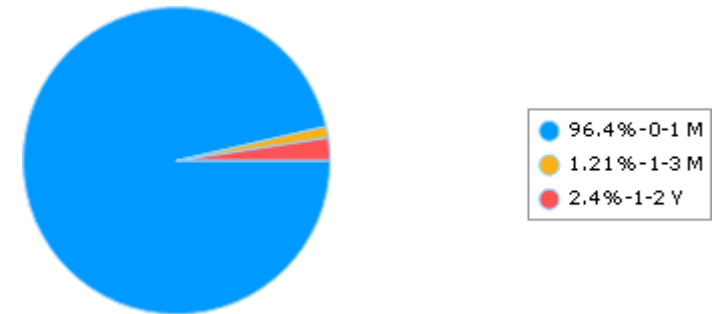
Maturity Range Allocation

Maturity Range	Market Value 6/30/2023	% of Portfolio 6/30/2023	Market Value 7/31/2023	% of Portfolio 7/31/2023
0-1 Month	798,455,749.31	96.40	797,939,187.09	96.40
1-3 Months	9,979,291.00	1.20	9,985,233.00	1.21
1-2 Years	19,836,115.00	2.39	19,830,109.00	2.40
Total / Average	828,271,155.31	100.00	827,754,529.09	100.00

Portfolio Holdings as of 6/30/2023



Portfolio Holdings as of 7/31/2023





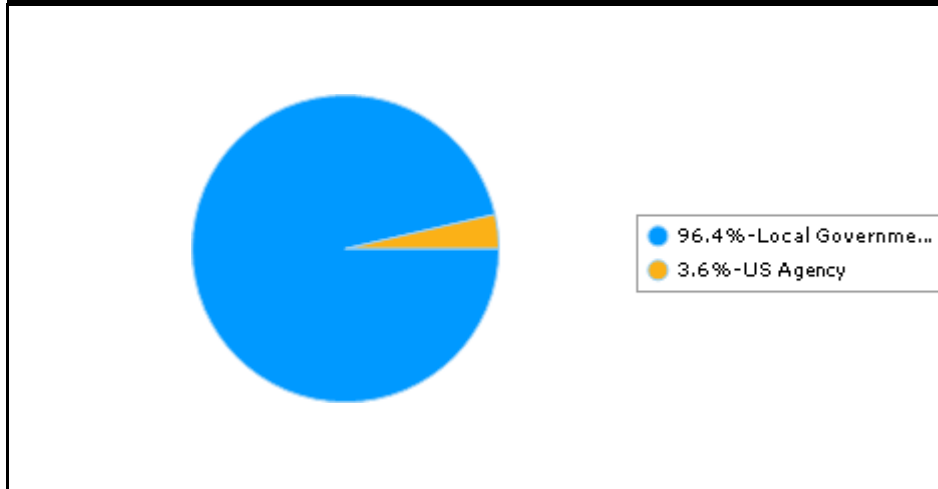
Arlington Independent School District TX Distribution by Security Sector - Market Value All Portfolios

Begin Date: 6/30/2023, End Date: 7/31/2023

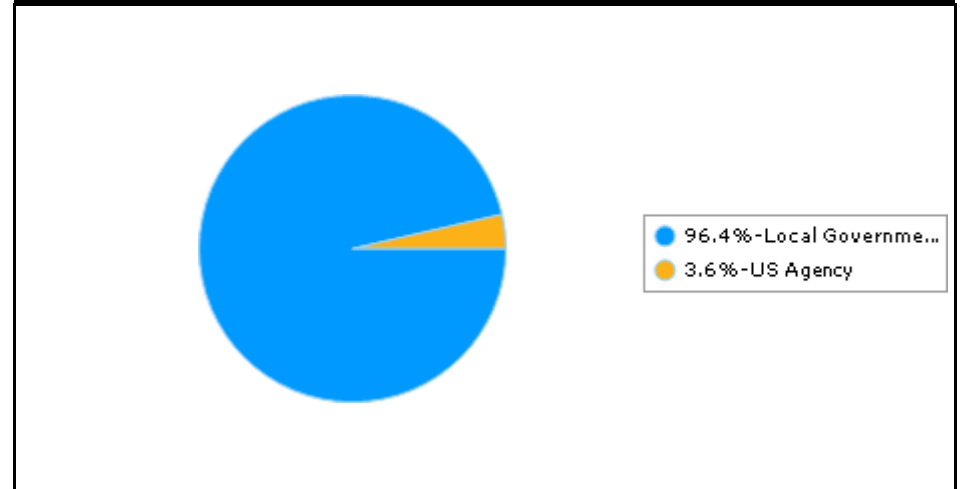
Security Sector Allocation

Security Sector	Market Value 6/30/2023	% of Portfolio 6/30/2023	Market Value 7/31/2023	% of Portfolio 7/31/2023
Local Government Investment Pool	798,455,749.31	96.40	797,939,187.09	96.40
US Agency	29,815,406.00	3.60	29,815,342.00	3.60
Total / Average	828,271,155.31	100.00	827,754,529.09	100.00

Portfolio Holdings as of 6/30/2023



Portfolio Holdings as of 7/31/2023





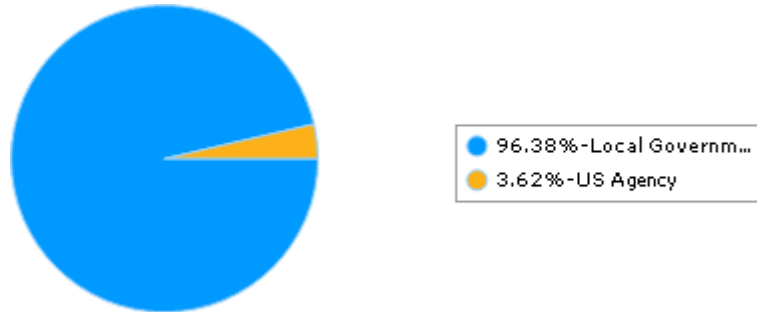
Arlington Independent School District TX Distribution by Security Sector - Book Value All Portfolios

Begin Date: 6/30/2023, End Date: 7/31/2023

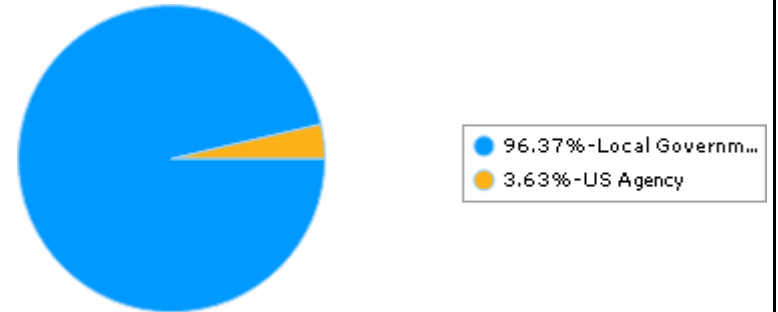
Security Sector Allocation

Security Sector	Book Value 6/30/2023	% of Portfolio 6/30/2023	Book Value 7/31/2023	% of Portfolio 7/31/2023
Local Government Investment Pool	798,455,749.31	96.38	797,939,187.09	96.37
US Agency	30,018,851.20	3.62	30,017,526.06	3.63
Total / Average	828,474,600.51	100.00	827,956,713.15	100.00

Portfolio Holdings as of 6/30/2023



Portfolio Holdings as of 7/31/2023





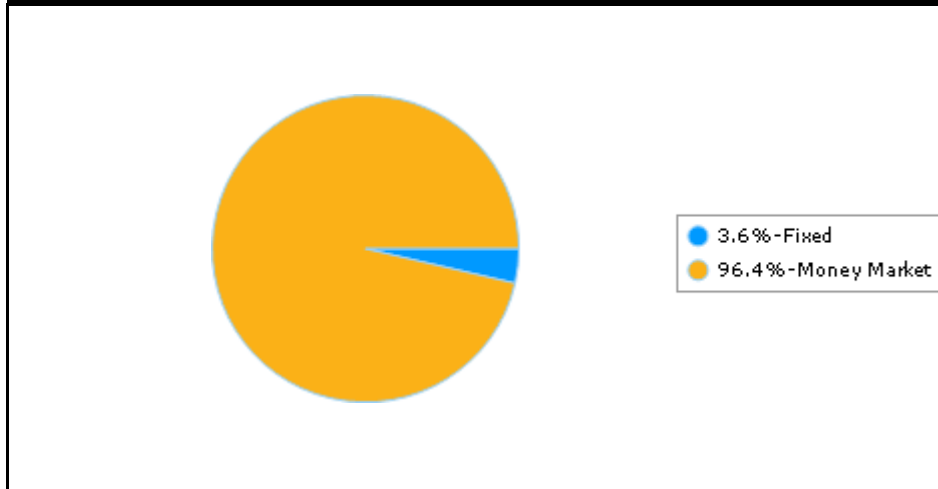
Arlington Independent School District TX Distribution by Security Structure - Market Value All Portfolios

Begin Date: 6/30/2023, End Date: 7/31/2023

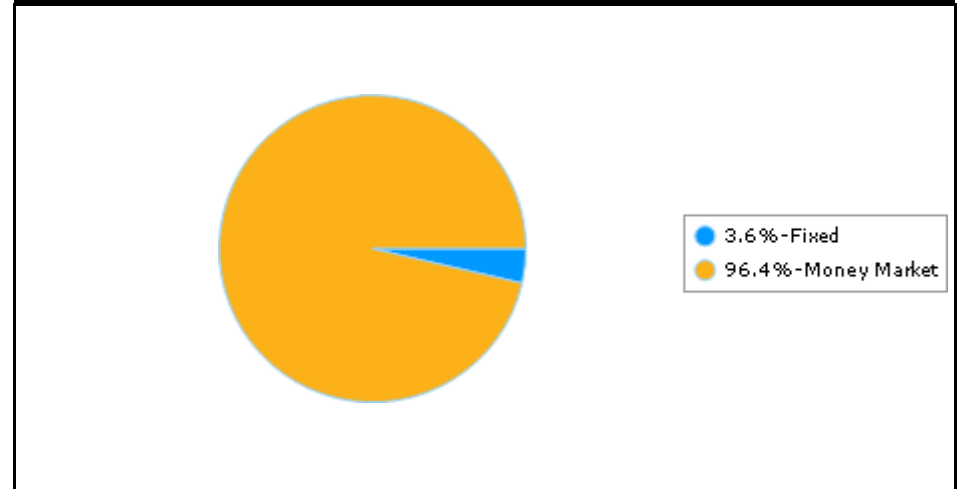
Security Structure Allocation

Security Structure	Market Value 6/30/2023	% of Portfolio 6/30/2023	Market Value 7/31/2023	% of Portfolio 7/31/2023
Fixed	29,815,406.00	3.60	29,815,342.00	3.60
Money Market	798,455,749.31	96.40	797,939,187.09	96.40
Total / Average	828,271,155.31	100.00	827,754,529.09	100.00

Portfolio Holdings as of 6/30/2023



Portfolio Holdings as of 7/31/2023





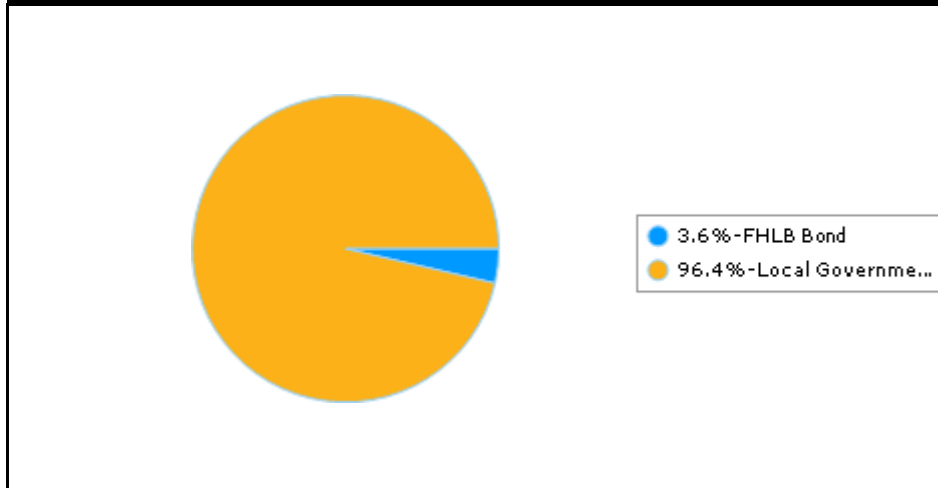
Arlington Independent School District TX Distribution by Security Type - Market Value All Portfolios

Begin Date: 6/30/2023, End Date: 7/31/2023

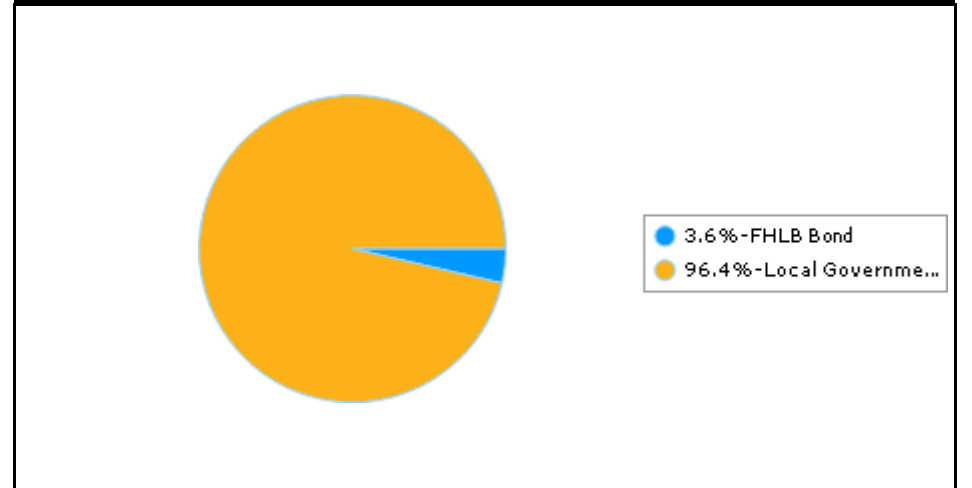
Security Type Allocation

Security Type	Market Value 6/30/2023	% of Portfolio 6/30/2023	Market Value 7/31/2023	% of Portfolio 7/31/2023
FHLB Bond	29,815,406.00	3.60	29,815,342.00	3.60
Local Government Investment Pool	798,455,749.31	96.40	797,939,187.09	96.40
Total / Average	828,271,155.31	100.00	827,754,529.09	100.00

Portfolio Holdings as of 6/30/2023



Portfolio Holdings as of 7/31/2023

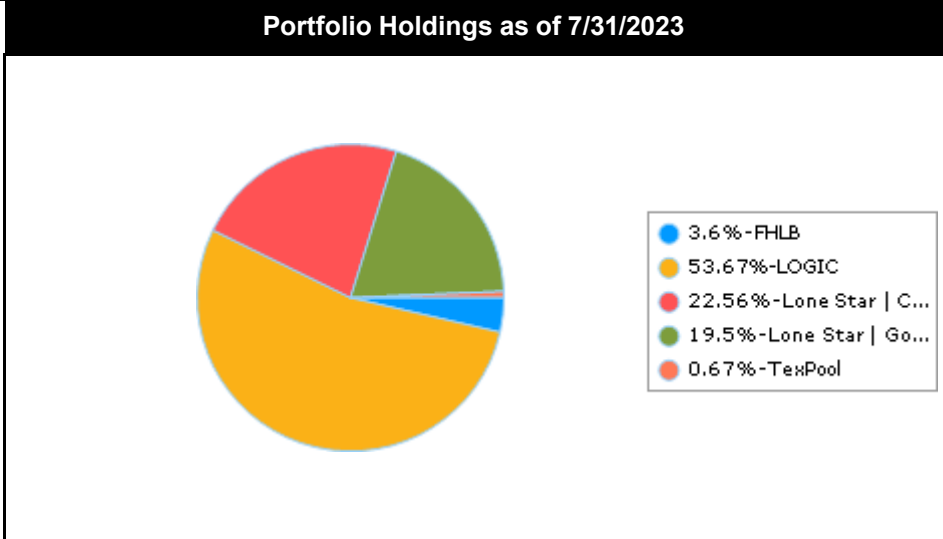
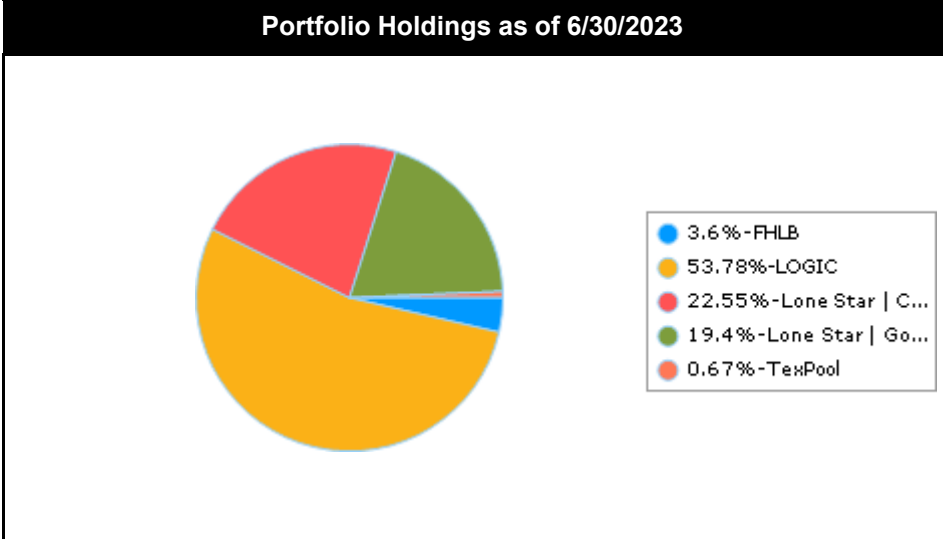




Arlington Independent School District TX Distribution by Issuer - Market Value All Portfolios

Begin Date: 6/30/2023, End Date: 7/31/2023

Issuer Allocation				
Issuer	Market Value 6/30/2023	% of Portfolio 6/30/2023	Market Value 7/31/2023	% of Portfolio 7/31/2023
FHLB	29,815,406.00	3.60	29,815,342.00	3.60
LOGIC	445,428,742.02	53.78	444,246,130.09	53.67
Lone Star Corporate	186,768,537.69	22.55	186,711,943.26	22.56
Lone Star Government	160,718,986.81	19.40	161,417,524.88	19.50
TexPool	5,539,482.79	0.67	5,563,588.86	0.67
Total / Average	828,271,155.31	100.00	827,754,529.09	100.00

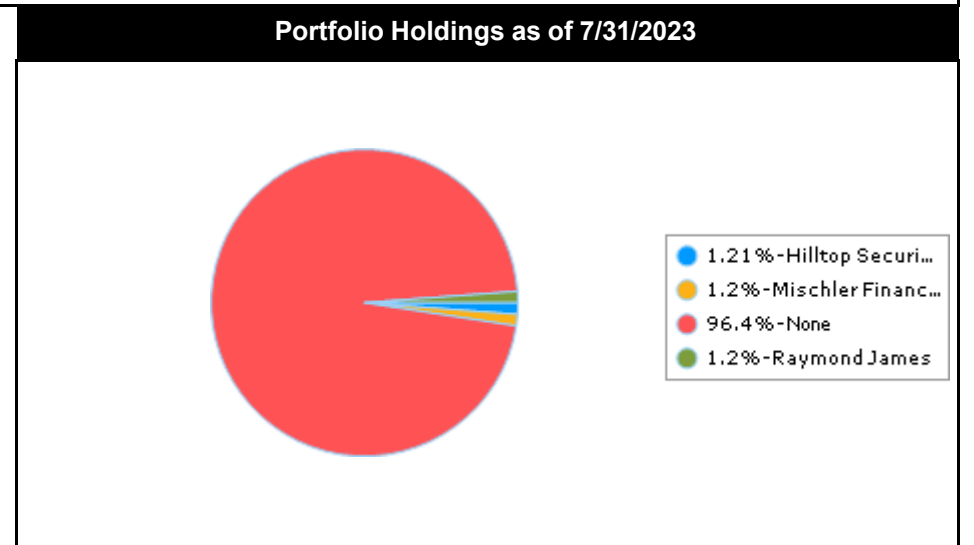
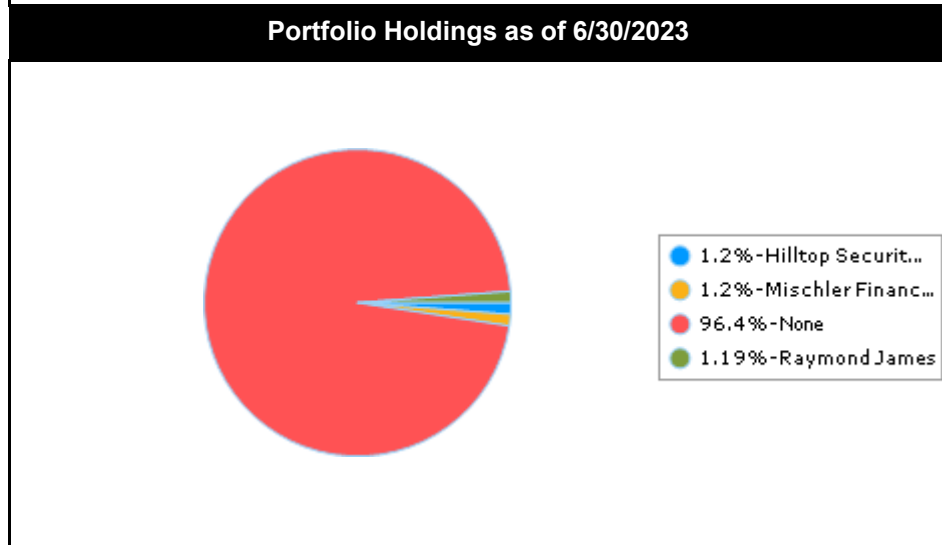




Arlington Independent School District TX Distribution by Broker/Dealer - Market Value All Portfolios

Begin Date: 6/30/2023, End Date: 7/31/2023

Broker/Dealer Allocation				
Dealer	Market Value 6/30/2023	% of Portfolio 6/30/2023	Market Value 7/31/2023	% of Portfolio 7/31/2023
Hilltop Securities	9,979,291.00	1.20	9,985,233.00	1.21
Mischler Financial Group	9,938,536.00	1.20	9,929,407.00	1.20
None	798,455,749.31	96.40	797,939,187.09	96.40
Raymond James	9,897,579.00	1.19	9,900,702.00	1.20
Total / Average	828,271,155.31	100.00	827,754,529.09	100.00



*None- All Local Government Investment Pools



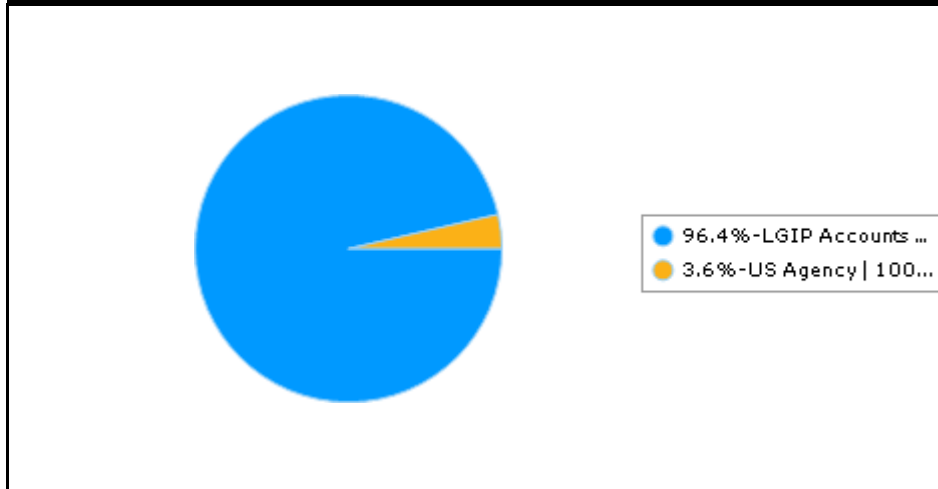
Arlington Independent School District TX Distribution by Asset Category - Market Value All Portfolios

Begin Date: 6/30/2023, End Date: 7/31/2023

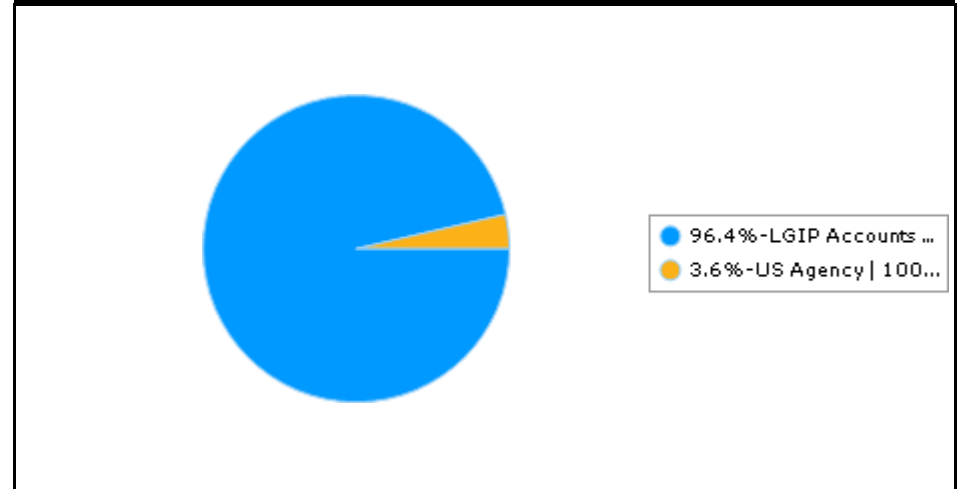
Asset Category Allocation

Asset Category	Market Value 6/30/2023	% of Portfolio 6/30/2023	Market Value 7/31/2023	% of Portfolio 7/31/2023
LGIP Accounts 100%	798,455,749.31	96.40	797,939,187.09	96.40
US Agency 100%	29,815,406.00	3.60	29,815,342.00	3.60
Total / Average	828,271,155.31	100.00	827,754,529.09	100.00

Portfolio Holdings as of 6/30/2023



Portfolio Holdings as of 7/31/2023



The investment portfolio complies with the PFIA and the District approved Investment Policy and Strategy throughout the period.



Arlington Independent School District TX
Portfolio Holdings by Asset Class
All Portfolios

Date: 7/31/2023

Description	Face Amount / Shares	Settlement Date	Cost Value	Market Price	Market Value	% Portfolio	Credit Rating	Days To Call/Maturity
CUSIP		YTM @ Cost	Book Value	YTM @ Market	Accrued Interest	Unre. Gain/Loss	Credit Rating	Duration To Maturity
199 Local Maintenance								
FHLB 4.375 9/13/2024		10/4/2022	10,030,350.00	99.01	9,900,702.00	1.21%	Moody's-Aaa	410
3133XVDG3	10,000,000.00	4.21	10,017,526.06	5.30	167,708.33	-116,824.06	S&P-AA+	1.08
FHLB 4.6 9/28/2023		10/28/2022	10,000,000.00	99.85	9,985,233.00	1.21%	Moody's-Aaa	59
3130ATQR1	10,000,000.00	4.60	10,000,000.00	5.46	157,166.67	-14,767.00	S&P-AA+	0.16
FHLB 5 10/25/2024-23		10/25/2022	10,000,000.00	99.29	9,929,407.00	1.21%	Moody's-Aaa	86
3130ATHH3	10,000,000.00	5.00	10,000,000.00	5.59	133,333.33	-70,593.00	S&P-AA+	1.2
LOGIC LGIP		6/30/2021	132,778,063.09	100.00	132,778,063.09	16.04%	NR	1
LGIP9010	132,778,063.09	5.30	132,778,063.09	5.30		0.00	NR	0
Lone Star Corporate LGIP		6/30/2021	47,579,867.85	100.00	47,579,867.85	5.75%	NR	1
LGIP0199-C	47,579,867.85	5.31	47,579,867.85	5.31		0.00	None	0
Lone Star Government LGIP		6/30/2021	40,383,970.22	100.00	40,383,970.22	4.88%	NR	1
LGIP0199-G	40,383,970.22	5.12	40,383,970.22	5.12		0.00	NR	0
TexPool LGIP		6/30/2021	5,538,543.27	100.00	5,538,543.27	0.67%	NR	1
LGIP0003	5,538,543.27	5.24	5,538,543.27	5.24		0.00	NR	0
			256,310,794.43		256,095,786.43	30.97%		23
Sub Total 199 Local Maintenance	256,280,444.43	5.19	256,297,970.49	5.29	458,208.33	-202,184.06		0.1
240 Food Service								
LOGIC LGIP		6/30/2021	10,811,508.50	100.00	10,811,508.50	1.31%	NR	1
LGIP9070	10,811,508.50	5.30	10,811,508.50	5.30		0.00	NR	0
TexPool LGIP		6/30/2021	25,045.59	100.00	25,045.59	0%	NR	1
LGIP0012	25,045.59	5.24	25,045.59	5.24		0.00	NR	0
			10,836,554.09		10,836,554.09	1.31%		1
Sub Total 240 Food Service	10,836,554.09	5.30	10,836,554.09	5.30		0.00		0
599 Debt Service								
LOGIC LGIP		6/30/2021	62,056,653.58	100.00	62,056,653.58	7.5%	NR	1
LGIP9050	62,056,653.58	5.30	62,056,653.58	5.30		0.00	NR	0



Arlington Independent School District TX Portfolio Holdings by Asset Class All Portfolios

Date: 7/31/2023

Description	Face Amount / Shares	Settlement Date	Cost Value	Market Price	Market Value	% Portfolio	Credit Rating	Days To Call/Maturity
CUSIP		YTM @ Cost	Book Value	YTM @ Market	Accrued Interest	Unre. Gain/Loss	Credit Rating	Duration To Maturity
Lone Star Corporate LGIP		6/30/2021	1,169,618.88	100.00	1,169,618.88	0.14%	NR	1
LGIP0599-C	1,169,618.88	5.31	1,169,618.88	5.31		0.00	NR	0
Lone Star Government LGIP		6/30/2021	1,099,915.53	100.00	1,099,915.53	0.13%	NR	1
LGIP0599-G	1,099,915.53	5.12	1,099,915.53	5.12		0.00	NR	0
Sub Total 599 Debt Service	64,326,187.99	5.30	64,326,187.99	5.30	64,326,187.99	7.77%		0
650 Construction 2019								
LOGIC LGIP		6/30/2021	48,514,639.83	100.00	48,514,639.83	5.86%	NR	1
LGIP9651	48,514,639.83	5.30	48,514,639.83	5.30		0.00	NR	0
LOGIC LGIP		6/30/2021	893,027.38	100.00	893,027.38	0.11%	NR	1
LGIP9650	893,027.38	5.30	893,027.38	5.30		0.00	NR	0
LOGIC LGIP		3/30/2022	80,943,701.87	100.00	80,943,701.87	9.78%	NR	1
LGIP9652	80,943,701.87	5.30	80,943,701.87	5.30		0.00	NR	0
Lone Star Corporate LGIP		6/30/2021	50,170,222.54	100.00	50,170,222.54	6.06%	NR	1
LGIP0651-C	50,170,222.54	5.31	50,170,222.54	5.31		0.00	NR	0
Lone Star Corporate LGIP		3/10/2022	52,101,912.58	100.00	52,101,912.58	6.29%	NR	1
LGIP0652-C	52,101,912.58	5.31	52,101,912.58	5.31		0.00	NR	0
Lone Star Corporate LGIP		6/30/2021	28,250,434.48	100.00	28,250,434.48	3.41%	NR	1
LGIP0650-C	28,250,434.48	5.31	28,250,434.48	5.31		0.00	NR	0
Lone Star Government LGIP		6/30/2021	49,992,200.20	100.00	49,992,200.20	6.04%	NR	1
LGIP0651-G	49,992,200.20	5.12	49,992,200.20	5.12		0.00	NR	0
Lone Star Government LGIP		3/1/2022	51,954,312.39	100.00	51,954,312.39	6.28%	NR	1
LGIP0652-G	51,954,312.39	5.12	51,954,312.39	5.12		0.00	NR	0
Lone Star Government LGIP		6/30/2021	17,987,126.54	100.00	17,987,126.54	2.17%	NR	1
LGIP0650-G	17,987,126.54	5.12	17,987,126.54	5.12		0.00	NR	0



Arlington Independent School District TX
Portfolio Holdings by Asset Class
All Portfolios

Date: 7/31/2023

Description	Face Amount / Shares	Settlement Date	Cost Value	Market Price	Market Value	% Portfolio	Credit Rating	Days To Call/Maturity
CUSIP		YTM @ Cost	Book Value	YTM @ Market	Accrued Interest	Unre. Gain/Loss	Credit Rating	Duration To Maturity
			380,807,577.81		380,807,577.81	46%		1
Sub Total 650 Construction 2019	380,807,577.81	5.25	380,807,577.81	5.25		0.00		0
699 Construction Local								
LOGIC LGIP		6/30/2021	85,086,298.57	100.00	85,086,298.57	10.28%	NR	1
LGIP9069	85,086,298.57	5.30	85,086,298.57	5.30		0.00	NR	0
Lone Star Corporate LGIP		6/30/2021	7,439,886.93	100.00	7,439,886.93	0.9%	NR	1
LGIP0699-C	7,439,886.93	5.31	7,439,886.93	5.31		0.00	NR	0
			92,526,185.50		92,526,185.50	11.18%		1
Sub Total 699 Construction Local	92,526,185.50	5.30	92,526,185.50	5.30		0.00		0
800 Operations Other								
LOGIC LGIP		6/30/2021	18,608,427.31	100.00	18,608,427.31	2.25%	NR	1
LGIP9011	18,608,427.31	5.30	18,608,427.31	5.30		0.00	NR	0
LOGIC LGIP		6/30/2021	4,769.99	100.00	4,769.99	0%	NR	1
LGIP9864	4,769.99	5.30	4,769.99	5.30		0.00	NR	0
LOGIC LGIP		6/30/2021	47,226.09	100.00	47,226.09	0.01%	NR	1
LGIP9012	47,226.09	5.30	47,226.09	5.30		0.00	NR	0
LOGIC LGIP		6/30/2021	4,481,942.54	100.00	4,481,942.54	0.54%	NR	1
LGIP9077	4,481,942.54	5.30	4,481,942.54	5.30		0.00	NR	0
LOGIC LGIP		6/30/2021	19,871.34	100.00	19,871.34	0%	NR	1
LGIP9752	19,871.34	5.30	19,871.34	5.30		0.00	NR	0
			23,162,237.27		23,162,237.27	2.8%		1
Sub Total 800 Operations Other	23,162,237.27	5.30	23,162,237.27	5.30		0.00		0
			827,969,537.09		827,754,529.09	100.00%		8
TOTAL PORTFOLIO	827,939,187.09	5.24	827,956,713.15	5.27	458,208.33	-202,184.06		0.03



Arlington Independent School District TX
 Public Funds Investment Act
 Group By: Security Sector

Begin Date: 06/30/2023, End Date: 07/31/2023

Description	CUSIP/Ticker	Maturity Date	Beginning BV	Ending BV	Beginning MV	Buy Principal	Sells Quantity	Change in MV	Ending MV	Ending Market Accrued Interest	Portfolio Name
Local Government Investment Pool											
LOGIC LGIP	LGIP9010	N/A	144,986,712.61	132,778,063.09	144,986,712.61	75,151,895.50	87,360,545.02	0.00	132,778,063.09	N/A	199 Local Maintenance
LOGIC LGIP	LGIP9011	N/A	14,579,061.98	18,608,427.31	14,579,061.98	4,029,365.33	0.00	0.00	18,608,427.31	N/A	800 Tax Clearing
LOGIC LGIP	LGIP9012	N/A	47,014.55	47,226.09	47,014.55	211.54	0.00	0.00	47,226.09	N/A	800 Counts Scholarship Fund
LOGIC LGIP	LGIP9050	N/A	60,408,342.67	62,056,653.58	60,408,342.67	1,648,310.91	0.00	0.00	62,056,653.58	N/A	500 Debt Service
LOGIC LGIP	LGIP9069	N/A	71,836,865.52	85,086,298.57	71,836,865.52	20,866,528.05	7,617,095.00	0.00	85,086,298.57	N/A	699 ConstructionLocal
LOGIC LGIP	LGIP9070	N/A	11,779,588.80	10,811,508.50	11,779,588.80	51,299.80	1,019,380.10	0.00	10,811,508.50	N/A	701 Cafeteria
LOGIC LGIP	LGIP9077	N/A	4,461,869.09	4,481,942.54	4,461,869.09	20,073.45	0.00	0.00	4,481,942.54	N/A	770 Workers Compensation
LOGIC LGIP	LGIP9650	N/A	2,402,957.19	893,027.38	2,402,957.19	8,364.24	1,518,294.05	0.00	893,027.38	N/A	650 Construction 2019
LOGIC LGIP	LGIP9651	N/A	51,247,064.58	48,514,639.83	51,247,064.58	227,153.04	2,959,577.79	0.00	48,514,639.83	N/A	651 Construction 2019
LOGIC LGIP	LGIP9652	N/A	83,654,734.06	80,943,701.87	83,654,734.06	373,210.31	3,084,242.50	0.00	80,943,701.87	N/A	652 Construction 2019
LOGIC LGIP	LGIP9752	N/A	19,782.36	19,871.34	19,782.36	88.98	0.00	0.00	19,871.34	N/A	800 Print Shop
LOGIC LGIP	LGIP9864	N/A	4,748.61	4,769.99	4,748.61	21.38	0.00	0.00	4,769.99	N/A	864 Finance Clearing
Lone Star Corporate LGIP	LGIP0199-C	N/A	47,366,265.99	47,579,867.85	47,366,265.99	213,601.86	0.00	0.00	47,579,867.85	N/A	199 Local Maintenance
Lone Star Corporate LGIP	LGIP0599-C	N/A	1,164,368.07	1,169,618.88	1,164,368.07	5,250.81	0.00	0.00	1,169,618.88	N/A	599 Debt Service
Lone Star Corporate LGIP	LGIP0643-C	N/A	645.83	0.00	645.83	0.00	645.83	0.00	0.00	0.00	643 Construction 2014 - 2017
Lone Star Corporate LGIP	LGIP0650-C	N/A	29,017,769.52	28,250,434.48	29,017,769.52	130,719.35	898,054.39	0.00	28,250,434.48	N/A	650 Construction 2019
Lone Star Corporate LGIP	LGIP0651-C	N/A	49,944,991.72	50,170,222.54	49,944,991.72	225,230.82	0.00	0.00	50,170,222.54	N/A	651 Construction 2019
Lone Star Corporate LGIP	LGIP0652-C	N/A	51,868,009.76	52,101,912.58	51,868,009.76	233,902.82	0.00	0.00	52,101,912.58	N/A	652 Construction 2019
Lone Star Corporate LGIP	LGIP0699-C	N/A	7,406,486.80	7,439,886.93	7,406,486.80	33,400.13	0.00	0.00	7,439,886.93	N/A	699 ConstructionLocal

Description	CUSIP/Ticker	Maturity Date	Beginning BV	Ending BV	Beginning MV	Buy Principal	Sells Quantity	Change in MV	Ending MV	Ending Market Accrued Interest	Portfolio Name
Lone Star Government LGIP	LGIP0199-G	N/A	40,209,189.23	40,383,970.22	40,209,189.23	174,780.99	0.00	0.00	40,383,970.22	N/A	199 Local Maintenance
Lone Star Government LGIP	LGIP0599-	N/A	1,095,155.12	1,099,915.53	1,095,155.12	4,760.41	0.00	0.00	1,099,915.53	N/A	599 Debt Service
Lone Star Government LGIP	LGIP0644-G	N/A	73.64	0.00	73.64	0.00	73.64	0.00	0.00	0.00	644 Construction 2014 #5
Lone Star Government LGIP	LGIP0650-G	N/A	17,909,278.63	17,987,126.54	17,909,278.63	77,847.91	0.00	0.00	17,987,126.54	N/A	650 Construction 2019
Lone Star Government LGIP	LGIP0651-G	N/A	49,775,834.99	49,992,200.20	49,775,834.99	216,365.21	0.00	0.00	49,992,200.20	N/A	651 Construction 2019
Lone Star Government LGIP	LGIP0652-G	N/A	51,729,455.20	51,954,312.39	51,729,455.20	224,857.19	0.00	0.00	51,954,312.39	N/A	652 Construction 2019
TexPool LGIP	LGIP0003	N/A	5,514,545.69	5,538,543.27	5,514,545.69	23,997.58	0.00	0.00	5,538,543.27	N/A	199 Local Maintenance
TexPool LGIP	LGIP0012	N/A	24,937.10	25,045.59	24,937.10	108.49	0.00	0.00	25,045.59	N/A	240 Food Service
Sub Total/Average Local Government Investment Pool			798,455,749.31	797,939,187.09	798,455,749.31	103,941,346.10	104,457,908.32	0.00	797,939,187.09	0.00	
US Agency											
FHLB 4.375 9/13/2024	3133XVDG3	9/13/2024	10,018,851.20	10,017,526.06	9,897,579.00	0.00	0.00	3,123.00	9,900,702.00	167,708.33	199 Local Maintenance
FHLB 4.6 9/28/2023	3130ATQR1	9/28/2023	10,000,000.00	10,000,000.00	9,979,291.00	0.00	0.00	5,942.00	9,985,233.00	157,166.67	199 Local Maintenance
FHLB 5 10/25/2024-2	3130ATHH3	10/25/2024	10,000,000.00	10,000,000.00	9,938,536.00	0.00	0.00	-9,129.00	9,929,407.00	133,333.33	199 Local Maintenance
Sub Total/Average US Agency			30,018,851.20	30,017,526.06	29,815,406.00	0.00	0.00	-64.00	29,815,342.00	458,208.33	
Total / Average			828,474,600.51	827,956,713.15	828,271,155.31	103,941,346.10	104,457,908.32	-64.00	827,754,529.09	458,208.33	

**Arlington Independent School District
Board of Trustees Communication**

Meeting Date: September 21, 2023	Consent Item
Subject: Salvage Property	

Purpose:


To provide the Board of Trustees the opportunity to approve the disposal of salvage property.

Background:

Attached are memorandums from Facility Services and Transportation, recommending disposal of District Property. The inventory has been evaluated and categorized as damaged, poor condition, obsolete, non-operative, cost prohibitive to repair, or no longer needed by the District. Following Board approval, AISD will salvage the property as indicated in the memorandums.

Recommendation:

The Administration recommends the Board of Trustees declare all listed as salvage property.

Submitted to: Board of Trustees Arlington Independent School District	Submitted by: 
	Prepared by: Lisa Phillips
	Date: September 5, 2023



MEMORANDUM

TO: Darla Moss, Chief Financial Officer
FROM: Wm. Kelly Horn, Asst. Supt. of Facility Services
DATE: September 5, 2023
SUBJECT: Temporary Building Salvage Request

Facility Services maintains and updates a complete inventory of temporary buildings throughout the District. Periodically, an inventory review will indicate a need to surplus one or more units that are no longer necessary for utilization. One unit at Fitzgerald Elementary School no longer meets code compliance and must be removed. This unit is considered excess inventory and is planned to be demolished, as it is no longer structurally sound.

The temporary building listed below is recommended for salvage and auction / demolition:

CURRENT LOCATION	INVENTORY NUMBER	RECOMMENDATION
Fitzgerald Elementary School	ME 90 M 134	Salvage – Demolition



TO: Lisa Phillips
Director of Purchasing

FROM: Jamal Harvey
Transportation Fleet Manager

DATE: September 5, 2023

RE: Salvage Vehicle

The maintenance vehicle, identified below, is declared a total loss and a fair settlement has been offered.

Transportation recommends declaring this vehicle salvage property. Upon approval from the Board of Trustees, the vehicle will be released to the Texas Association of School Boards (TASB) for disposal.

Veh#	Dept	Mileage	Year	Make	Vin#	Vehicle Type
632	905	15,956	2018	Chevrolet	1GCWGAFP1J1308161	Van

**Arlington Independent School District
Board of Trustees Communication**

Meeting Date:	September 21, 2023	Consent Item
Subject:	Texas Teacher Evaluation and Support System (T-TESS) Appraisers	

Purpose:


The purpose of this consent item is to approve the Texas Teacher Evaluation and Support System (T-TESS) list of district administrators who evaluate teachers through T-TESS. The proposed list of additional appraiser(s) for the 2022-2023 school year is attached for consideration.

Background:

Per Board Policy DNA (Legal) a campus administrator who is a certified T-TESS appraiser and approved by the Board, shall conduct a teacher's appraisal. Under Section 21.351(c) of the Texas Education Code, appraisers under the Texas Teacher Evaluation and Support System (T-TESS) must be the teacher's supervisor or a person approved by the Board of Trustees.

Recommendation:

The administration recommends the Board approve the Texas Teacher Evaluation and Support System list of additional appraisers for the school year 2023-24.

Submitted to: Board of Trustees Arlington Independent School District	Submitted by:  <hr/> Prepared by: Scott Kahl <hr/> Date: September 12, 2023
--	--

**Arlington ISD T-TESS Appraisers
September 21, 2023**

Last Name	First Name	Job Title	Location/Campus
Alonso	Omar	Assistant Principal	Corey Academy
Ashford	Katrina	Assistant Principal	Dunn Elementary
Ashford	Katrina	Assistant Principal	Dunn Elementary
Baylor	George	Assistant Principal	Hill Elementary
Cabrera	Samantha	Assistant Principal	South Davis Elementary
Campbell	Doris	Assistant Principal	McNutt Elementary
Davis	Angela	Assistant Principal	Williams Elementary
Garcia	Jessica	Assistant Principal	Bebensee Elementary
Harrell	Tamara	Assistant Principal	Starrett Elementary
Hudson	Brittany	Assistant Principal	Peach Elementary School
Huerta	Clarissa	Coordinator	Special Education Department
Lowe	Shannon	Assistant Principal	Fitzgerald Elementary
Nuce	Austin	Assistant Principal	Sam Houston High School
Sierra	Roxanna	Principal	Starrett Elementary
Trowbridge	Andrea	Assistant Principal	Sherrod Elementary
West	Ashley	Assistant Principal	Peach Elementary